

Worksheet - 06 - Utilizzo attaccanti in CP per punteggio

SLOVAKIA	1	14	25	14	23	76	06/24/2016	World League	Pool D2
NETHERLANDS 2016	3	25	21	25	25	96	17.00.00	Bratislava(Slovakia)	

Alzatore 10	-4 o peggio					-2 o -3					-1, paritf o +1					+2 o +3					+4 o meglio					-1, paritf o +1 da 24 in poi				
TOTALE																														
Nome	Att.	Distr.	Diff.	Di (%)	Err.%	Att.	Distr.	Diff.	Di (%)	Err.%	Att.	Distr.	Diff.	Di (%)	Err.%	Att.	Distr.	Diff.	Di (%)	Err.%	Att.	Distr.	Diff.	Di (%)	Err.%	Att.	Distr.	Diff.	Di (%)	Err.%
SLOVAKIA	9	100%	0%	44%	22%	1	100%	0%	0%	0%	11	100%	0%	64%	0%	6	100%	0%	83%	0%	0	---	---	---	---	0	---	---	---	---
n.2 2 Krisko	0	0%	0%	---	---	0	0%	-11%	---	---	0	0%	-11%	---	---	0	0%	-11%	---	---	0	---	---	---	---	0	---	---	---	---
n.9 9 Mlynarcik	2	22%	22%	100%	0%	1	100%	73%	0%	0%	2	18%	-9%	100%	0%	2	33%	6%	50%	0%	0	---	---	---	---	0	---	---	---	---
n.12 12 Patak	5	56%	51%	20%	40%	0	0%	-26%	---	---	2	18%	-8%	100%	0%	2	33%	7%	100%	0%	0	---	---	---	---	0	---	---	---	---
n.13 13 Chrtiansky	1	11%	-1%	0%	0%	0	0%	-12%	---	---	0	0%	-12%	---	---	0	0%	-12%	---	---	0	---	---	---	---	0	---	---	---	---
n.22 22 Mikula	0	0%	-7%	---	---	0	0%	-7%	---	---	2	18%	11%	50%	0%	1	17%	10%	100%	0%	0	---	---	---	---	0	---	---	---	---
n.23 23 23???	0	0%	0%	---	---	0	0%	0%	---	---	0	0%	0%	---	---	0	0%	0%	---	---	0	---	---	---	---	0	---	---	---	---
n.3 3 Kohut	1	11%	0%	100%	0%	0	0%	-11%	---	---	3	27%	16%	33%	0%	0	0%	-11%	---	---	0	---	---	---	---	0	---	---	---	---
n.4 4 Ondrovic	0	0%	-4%	---	---	0	0%	-4%	---	---	2	18%	14%	50%	0%	0	0%	-4%	---	---	0	---	---	---	---	0	---	---	---	---
n.10 10 Kasper	0	0%	-4%	---	---	0	0%	0%	---	---	0	0%	0%	---	---	0	0%	0%	---	---	0	---	---	---	---	0	---	---	---	---
n.16 16 Presinsky	0	0%	-4%	---	---	0	0%	-8%	---	---	0	0%	-8%	---	---	1	17%	8%	100%	0%	0	---	---	---	---	0	---	---	---	---

RICEZIONE # +																														
Nome	Att.	Distr.	Diff.	Di (%)	Err.%	Att.	Distr.	Diff.	Di (%)	Err.%	Att.	Distr.	Diff.	Di (%)	Err.%	Att.	Distr.	Diff.	Di (%)	Err.%	Att.	Distr.	Diff.	Di (%)	Err.%	Att.	Distr.	Diff.	Di (%)	Err.%
SLOVAKIA	2	100%	0%	50%	0%	1	100%	0%	---	---	7	100%	0%	---	---	2	100%	0%	---	---	0	---	---	---	---	0	---	---	---	---
n.2 2 Krisko	0	0%	0%	---	---	0	0%	-11%	---	---	2	29%	18%	---	---	0	0%	-11%	---	---	0	---	---	---	---	0	---	---	---	---
n.9 9 Mlynarcik	0	0%	-27%	---	---	1	100%	73%	---	---	1	14%	-13%	---	---	1	50%	23%	---	---	0	---	---	---	---	0	---	---	---	---
n.12 12 Patak	1	50%	24%	---	---	0	0%	-26%	---	---	1	14%	-12%	---	---	0	0%	-26%	---	---	0	---	---	---	---	0	---	---	---	---
n.13 13 Chrtiansky	0	0%	-12%	---	---	0	0%	-12%	---	---	0	0%	-12%	---	---	0	0%	-12%	---	---	0	---	---	---	---	0	---	---	---	---
n.22 22 Mikula	0	0%	-7%	---	---	0	0%	-7%	---	---	1	14%	7%	---	---	0	0%	-7%	---	---	0	---	---	---	---	0	---	---	---	---
n.23 23 23???	0	0%	0%	---	---	0	0%	0%	---	---	0	0%	0%	---	---	0	0%	0%	---	---	0	---	---	---	---	0	---	---	---	---
n.3 3 Kohut	1	50%	39%	---	---	0	0%	-11%	---	---	2	29%	18%	---	---	0	0%	-11%	---	---	0	---	---	---	---	0	---	---	---	---
n.4 4 Ondrovic	0	0%	-4%	---	---	0	0%	-4%	---	---	2	29%	24%	---	---	0	0%	-4%	---	---	0	---	---	---	---	0	---	---	---	---
n.10 10 Kasper	0	0%	0%	---	---	0	0%	0%	---	---	0	0%	0%	---	---	0	0%	0%	---	---	0	---	---	---	---	0	---	---	---	---
n.16 16 Presinsky	0	0%	-8%	---	---	0	0%	-8%	---	---	0	0%	-8%	---	---	1	50%	42%	---	---	0	---	---	---	---	0	---	---	---	---

RICEZIONE !																														
Nome	Att.	Distr.	Diff.	Di (%)	Err.%	Att.	Distr.	Diff.	Di (%)	Err.%	Att.	Distr.	Diff.	Di (%)	Err.%	Att.	Distr.	Diff.	Di (%)	Err.%	Att.	Distr.	Diff.	Di (%)	Err.%	Att.	Distr.	Diff.	Di (%)	Err.%
SLOVAKIA	5	100%	0%	40%	40%	0	---	---	---	---	2	100%	0%	0%	0%	2	100%	0%	100%	0%	0	---	---	---	---	0	---	---	---	---
n.2 2 Krisko	0	0%	-11%	---	---	0	---	---	---	---	0	0%	-11%	---	---	0	0%	-11%	---	---	0	---	---	---	---	0	---	---	---	---
n.9 9 Mlynarcik	1	20%	-7%	100%	0%	0	---	---	---	---	0	0%	-27%	---	---	0	0%	-27%	---	---	0	---	---	---	---	0	---	---	---	---
n.12 12 Patak	4	80%	54%	25%	50%	0	---	---	---	---	0	0%	-26%	---	---	1	50%	24%	100%	0%	0	---	---	---	---	0	---	---	---	---
n.13 13 Chrtiansky	0	0%	-12%	---	---	0	---	---	---	---	0	0%	-12%	---	---	0	0%	-12%	---	---	0	---	---	---	---	0	---	---	---	---
n.22 22 Mikula	0	0%	-7%	---	---	0	---	---	---	---	1	50%	43%	0%	0%	1	50%	43%	100%	0%	0	---	---	---	---	0	---	---	---	---
n.23 23 23???	0	0%	0%	---	---	0	---	---	---	---	0	0%	0%	---	---	0	0%	0%	---	---	0	---	---	---	---	0	---	---	---	---
n.3 3 Kohut	0	0%	-11%	---	---	0	---	---	---	---	1	50%	39%	0%	0%	0	0%	-11%	---	---	0	---	---	---	---	0	---	---	---	---

### Worksheet - 06 - Utilizzo attaccanti in CP per punteggio

n.10	10 Kasper	0	0%	0%	----	----	0	----	----	----	----	0	0%	0%	----	----	0	0%	0%	----	----	0	----	----	----	----	0	----	----	----	----
n.16	16 Presinsky	0	0%	-8%	----	----	0	----	----	----	----	0	0%	-8%	----	----	0	0%	-8%	----	----	0	----	----	----	----	0	----	----	----	----

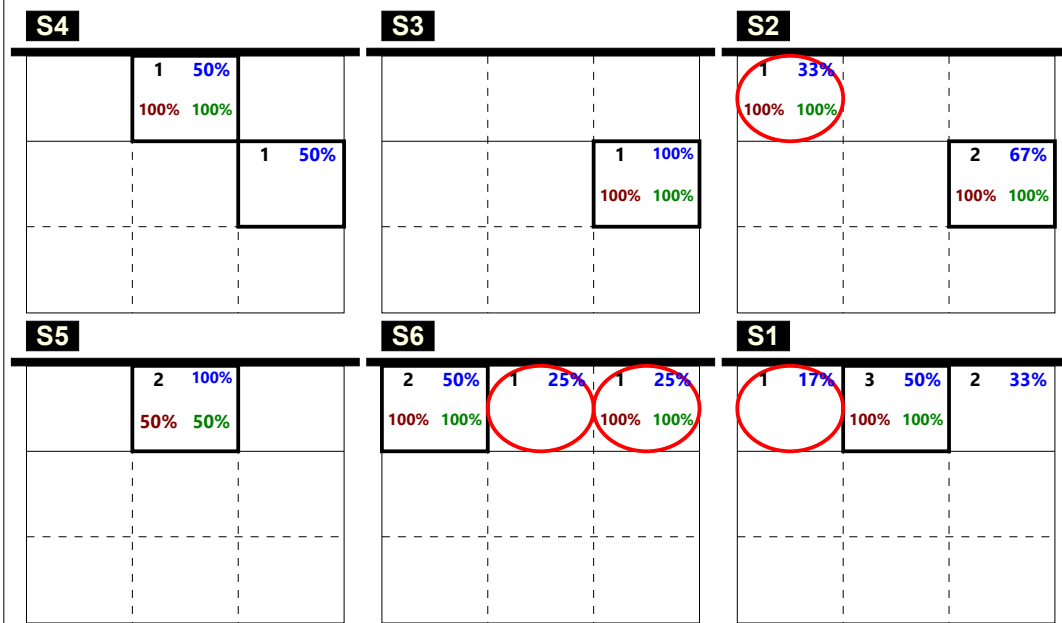
#### RICEZIONE -

Nome	Att.	Distr.	Diff.	Di	(#)%	Err.%	Att.	Distr.	Diff.	Di	(#)%	Err.%	Att.	Distr.	Diff.	Di	(#)%	Err.%	Att.	Distr.	Diff.	Di	(#)%	Err.%	Att.	Distr.	Diff.	Di	(#)%	Err.%
SLOVAKIA	2	100%	0%	50%	0%		0	----	----	----	----		2	100%	0%	100%	0%		2	100%	0%	50%	0%		0	----	----	----	----	
n.02	2 Krisko	0	----	----	----	----	0	----	----	----	----		0	0%	-4%	----	----		0	----	----	----	----		0	----	----	----	----	
n.9	9 Mlynarcik	1	50%	23%	100%	0%	0	----	----	----	----		1	50%	23%	100%	0%		1	50%	23%	0%	0%		0	----	----	----	----	
n.12	12 Patak	0	0%	-26%	----	----	0	----	----	----	----		1	50%	24%	100%	0%		1	50%	24%	100%	0%		0	----	----	----	----	
n.13	13 Chrtiansky	1	50%	38%	0%	0%	0	----	----	----	----		0	0%	-12%	----	----		0	0%	-12%	----	----		0	----	----	----	----	
n.22	22 Mikula	0	0%	-7%	----	----	0	----	----	----	----		0	0%	-7%	----	----		0	0%	-7%	----	----		0	----	----	----	----	
n.23	23 23???	0	0%	0%	----	----	0	----	----	----	----		0	0%	0%	----	----		0	0%	0%	----	----		0	----	----	----	----	
n.3	3 Kohut	0	0%	-11%	----	----	0	----	----	----	----		0	0%	-11%	----	----		0	0%	-11%	----	----		0	----	----	----	----	
n.4	4 Ondrovic	0	0%	-4%	----	----	0	----	----	----	----		0	0%	-4%	----	----		0	0%	-4%	----	----		0	----	----	----	----	
n.10	10 Kasper	0	0%	0%	----	----	0	----	----	----	----		0	0%	0%	----	----		0	0%	0%	----	----		0	----	----	----	----	
n.16	16 Presinsky	0	0%	-8%	----	----	0	----	----	----	----		0	0%	-8%	----	----		0	0%	-8%	----	----		0	----	----	----	----	

Print Composition - P12 - 10 - Distribuzione 1

SLOVAKIA	1	14	25	14	23	76	06/24/2016	World League	Pool D2
NETHERLANDS 2016	3	25	21	25	25	96	17.00.00	Bratislava(Slovakia)	

Zone Chart analysis




4 22%	7 39%	3 17%
75% 75%	71% 71%	33% 33%
	4 22%	
	75% 75%	

Total events    Total events %  
 Efficiency %    Events # in %

DISTRIBUZIONE RICEZIONE #,+

Zone Chart analysis

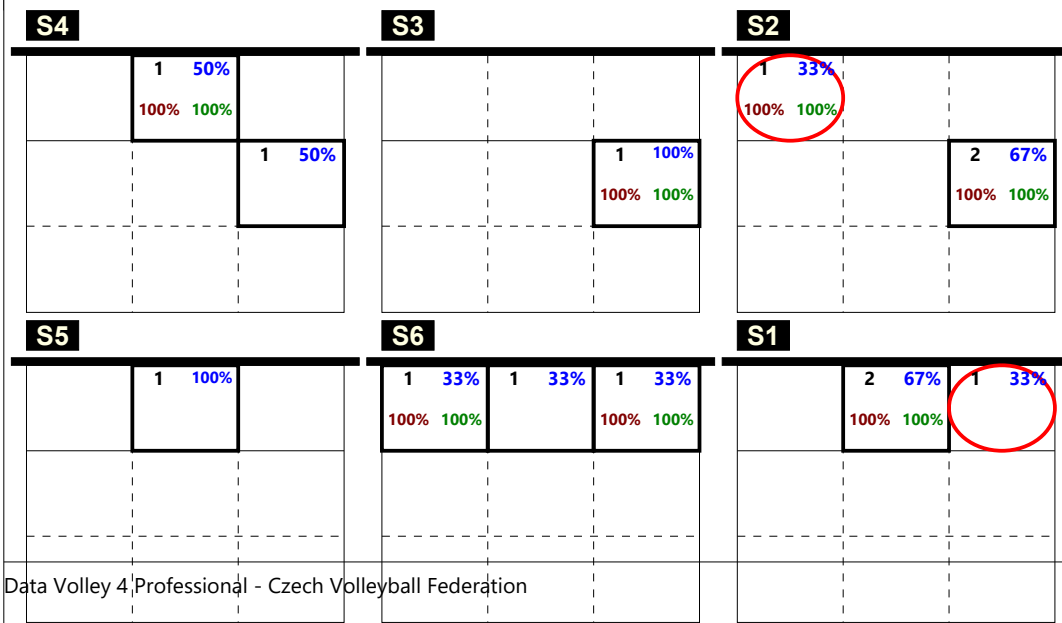


2 40%	2 40%	1 20%
50% 50%	100% 100%	

Total events    Total events %  
 Efficiency %    Events # in %

DISTRIBUZIONE RICEZIONE #

Zone Chart analysis



2 15%	5 38%	2 15%
100% 100%	60% 60%	50% 50%
	4 31%	
	75% 75%	

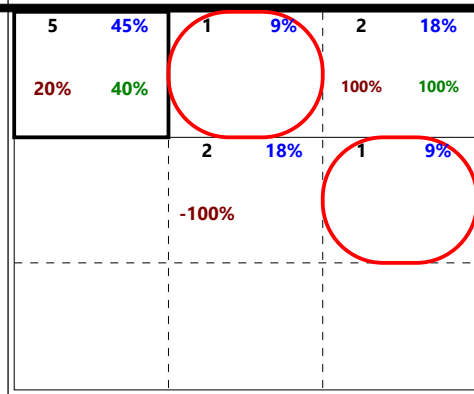
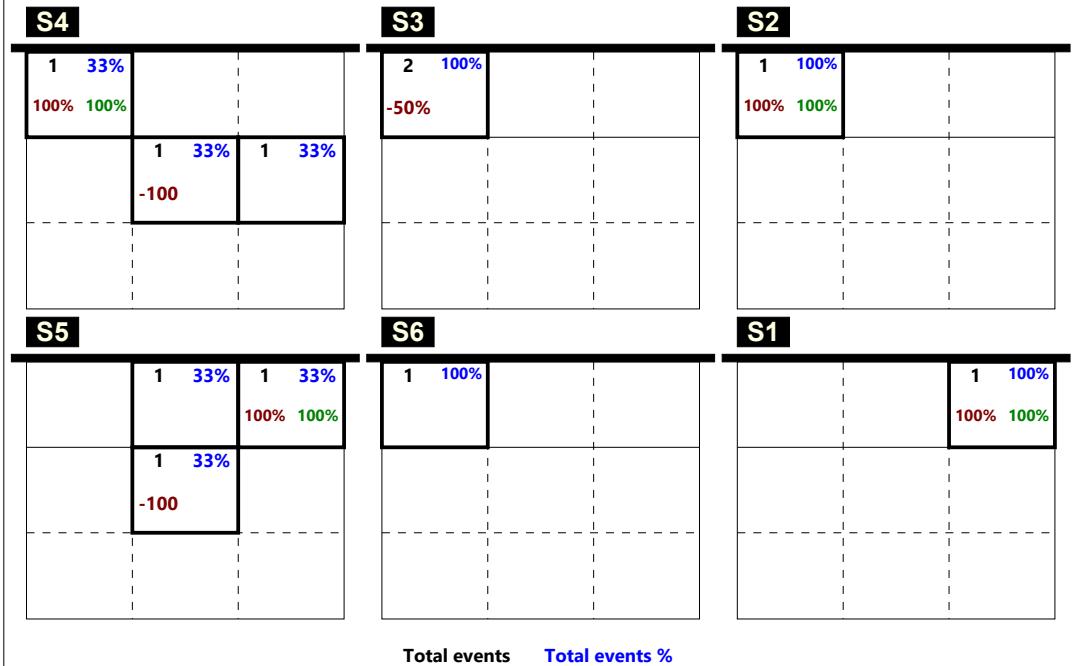
Total events    Total events %  
 Efficiency %    Events # in %

DISTRIBUZIONE R +

Print Composition - P12 - 11 - Distribuzione 2

SLOVAKIA	1	14	25	14	23	76	06/24/2016	World League	Pool D2
NETHERLANDS 2016	3	25	21	25	25	96	17.00.00	Bratislava(Slovakia)	

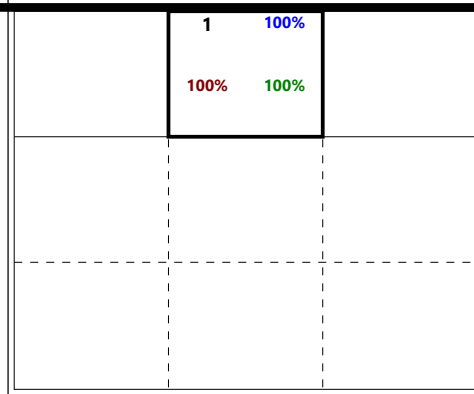
Zone Chart analysis



Total events    Total events %  
 Efficiency %    Events # in %

**DISTRIBUZIONE RICEZIONE !**

Zone Chart analysis



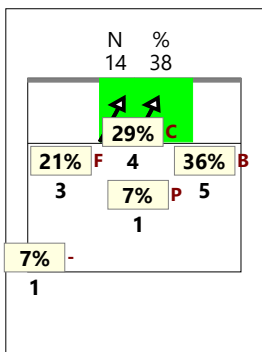
Total events    Total events %  
 Efficiency %    Events # in %

**DISTRIBUZIONE RICEZIONE -**

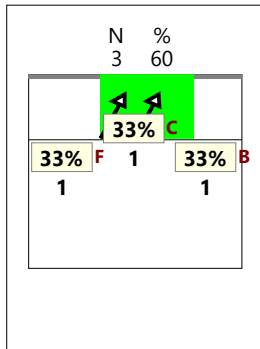
SLOVAKIA	1	14	25	14	23	76	06/24/2016	World League	Pool D2
NETHERLANDS 2016	3	25	21	25	25	96	17.00.00	Bratislava(Slovakia)	

### CHIAMATA 1 totale (K1 + KH)

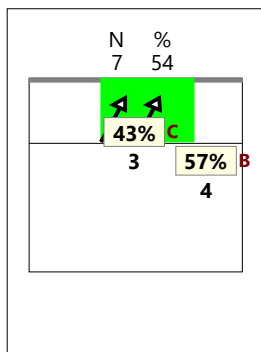
#### TOTALE



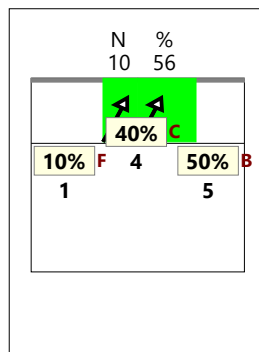
#### RICEZIONE #



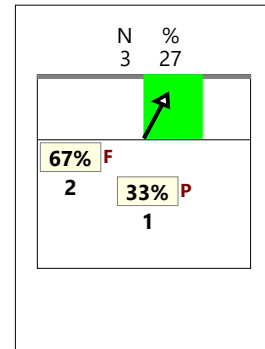
#### RICEZIONE +



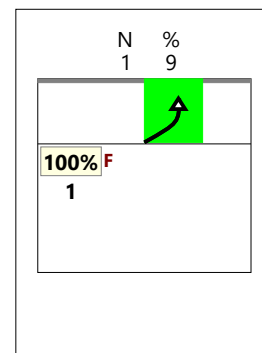


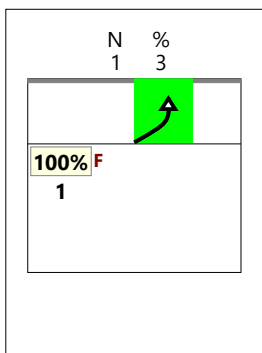
#### RICEZIONE # +



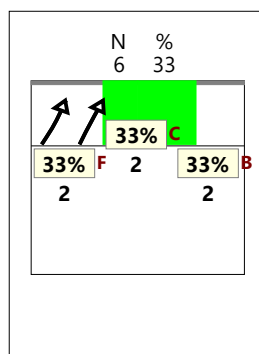
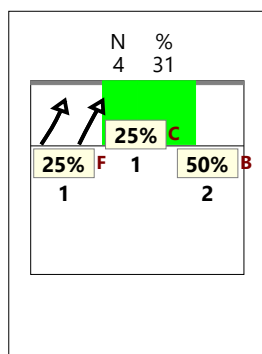
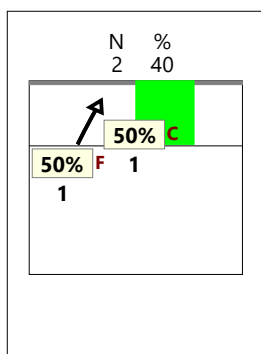
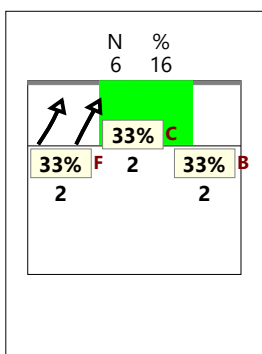
#### RICEZIONE !







### CHIAMATA 2 totale (K2 + KW)



### CHIAMATA 7 totale (K7 + KX)



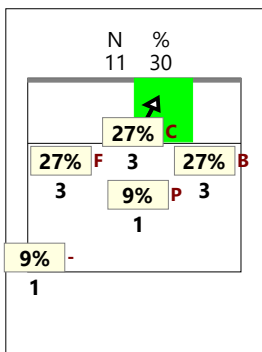
### CHIAMATA CC totale (KD + KJ)



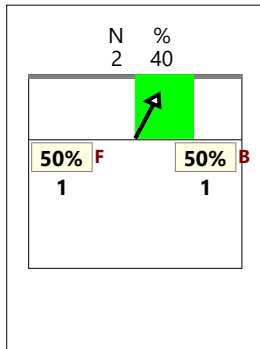
SLOVAKIA	1	14	25	14	23	76	06/24/2016	World League	Pool D2
NETHERLANDS 2016	3	25	21	25	25	96	17.00.00	Bratislava(Slovakia)	

### CHIAMATA 1 classica (K1)

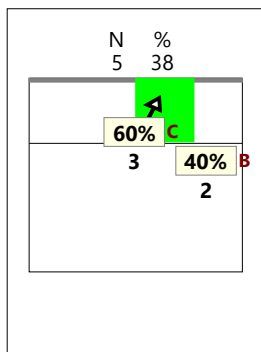
#### TOTALE



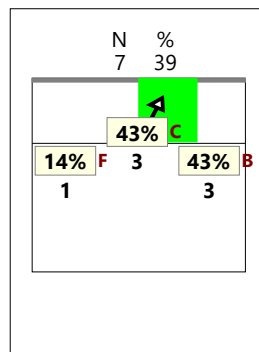
#### RICEZIONE #



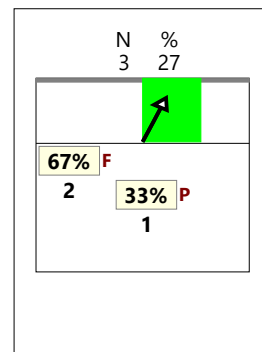
#### RICEZIONE +



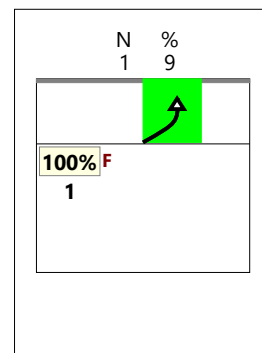



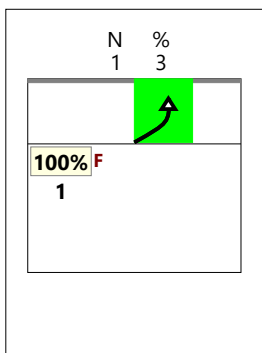
#### RICEZIONE # +




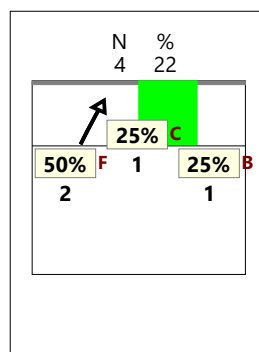
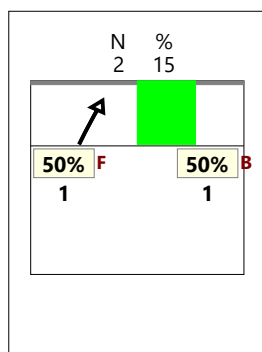
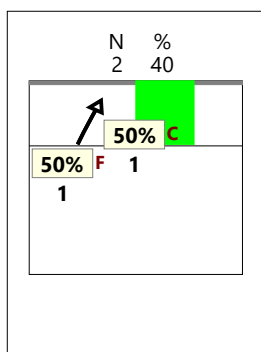
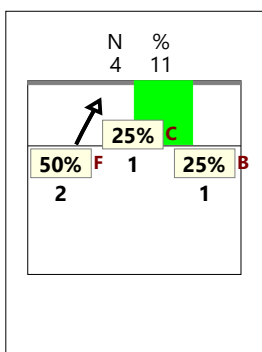
#### RICEZIONE !







### CHIAMATA 2 classica (K2)



### CHIAMATA 7 classica (K7)



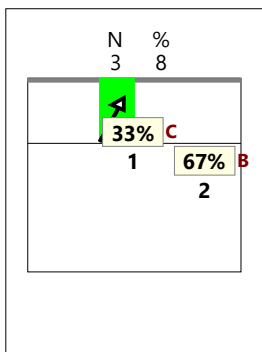
### CHIAMATA CC classica (KD)



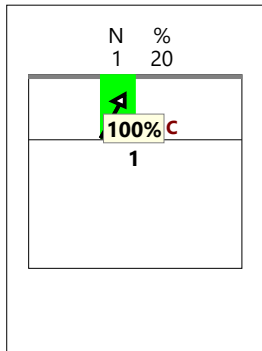
SLOVAKIA	1	14	25	14	23	76	06/24/2016	World League	Pool D2
NETHERLANDS 2016	3	25	21	25	25	96	17.00.00	Bratislava(Slovakia)	

### CHIAMATA 1 Centro rete (KH)

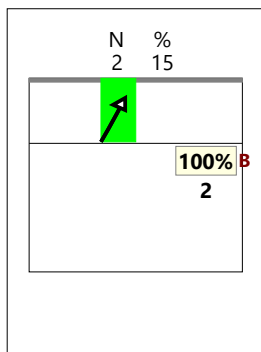
#### TOTALE



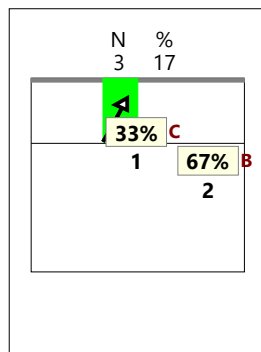
#### RICEZIONE #



#### RICEZIONE +







#### RICEZIONE # +






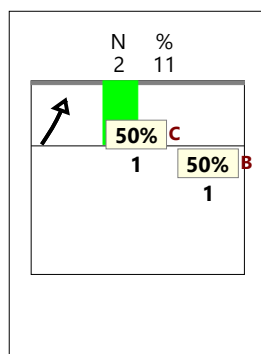
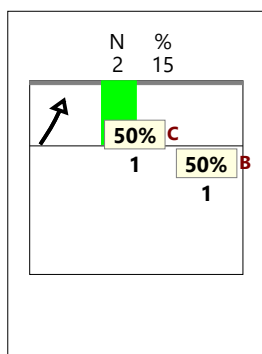

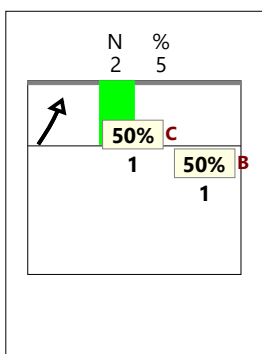
#### RICEZIONE !



### CHIAMATA 2 Centro rete (KW)



### CHIAMATA 7 Centro rete (KX)


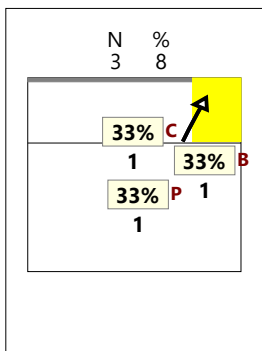


SLOVAKIA	1	14	25	14	23	76	06/24/2016	World League	Pool D2
NETHERLANDS 2016	3	25	21	25	25	96	17.00.00	Bratislava(Slovakia)	

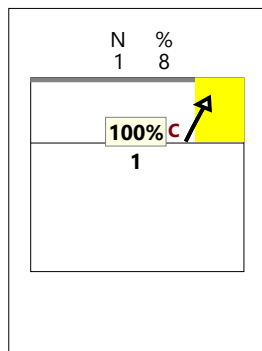
### TOTALE

#### VERSO Z2

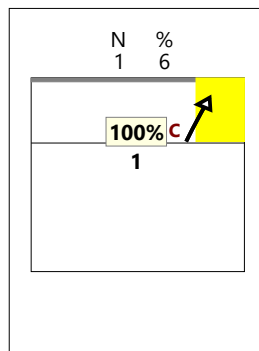
#### centrale vicino (KM) RICEZIONE #



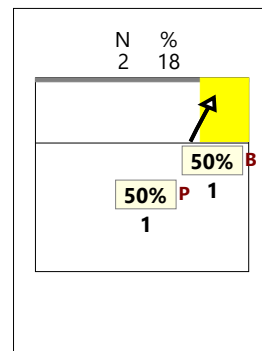
#### RICEZIONE +



#### RICEZIONE #,+







#### RICEZIONE !



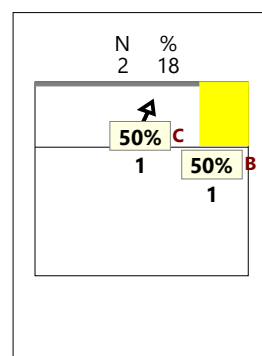
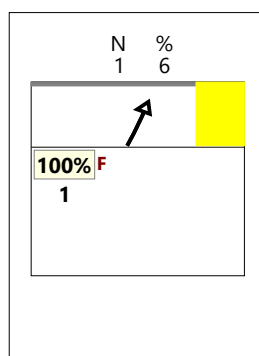
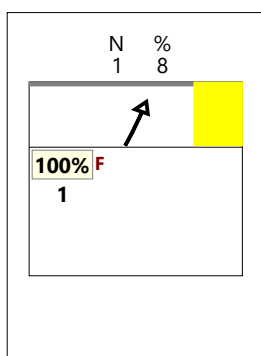

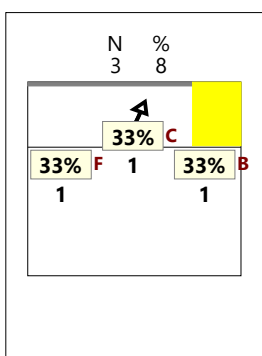
#### VERSO Z2

#### centrale dietro (KA)



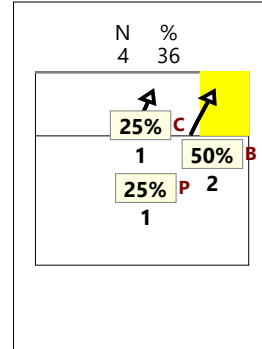
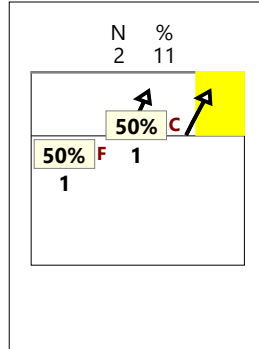
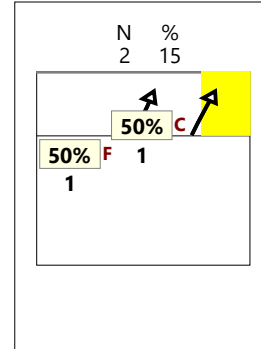

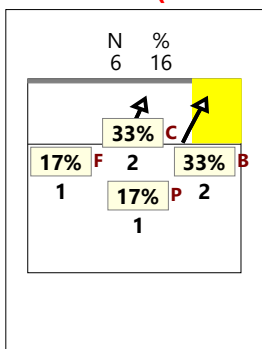
#### VERSO Z2

#### centrale lontano (KC)



#### VERSO Z2

#### TOTALE (KM KA KC)





SLOVAKIA	1	14	25	14	23	76	06/24/2016	World League	Pool D2
NETHERLANDS 2016	3	25	21	25	25	96	17.00.00	Bratislava(Slovakia)	

## TOTALE

### VERSO Z4

**centrale avanti (KP) RICEZIONE #**

**RICEZIONE +**

**RICEZIONE #,+**

**RICEZIONE !**

### VERSO Z4

**centrale dietro (KQ)**

### VERSO Z4

**centrale lontano (KS)**

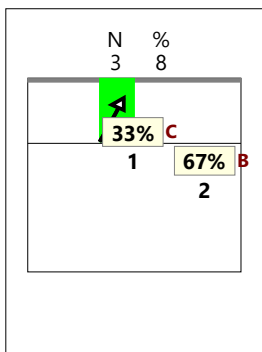
### VERSO Z4

**TOTALE (KP KQ KS)**

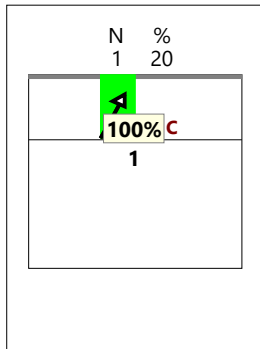
SLOVAKIA	1	14	25	14	23	76	06/24/2016	World League	Pool D2
NETHERLANDS 2016	3	25	21	25	25	96	17.00.00	Bratislava(Slovakia)	

### CHIAMATA 1 centro rete e verso 4 (KH + KP)

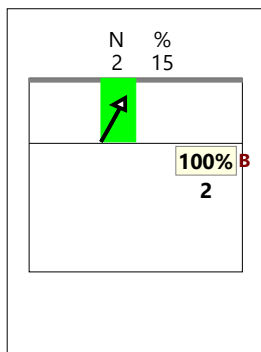
#### TOTALE



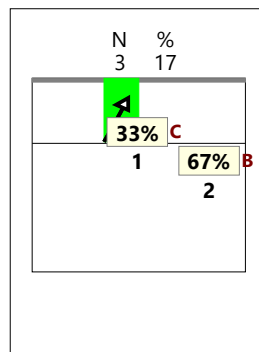
#### RICEZIONE #



#### RICEZIONE +








#### RICEZIONE # +




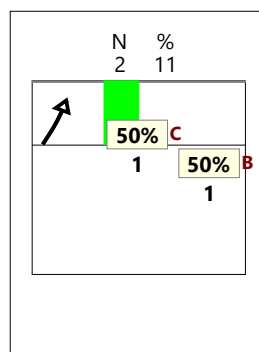
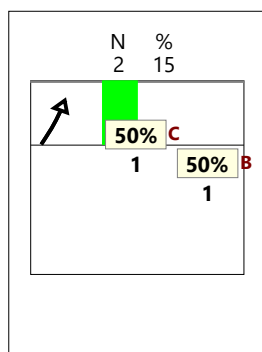

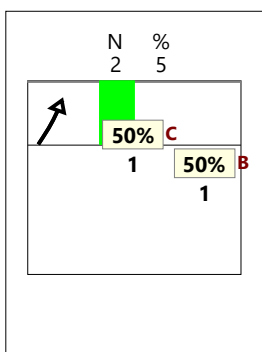
#### RICEZIONE !



### CHIAMATA 2 centro rete e verso 4 (KW + KQ)



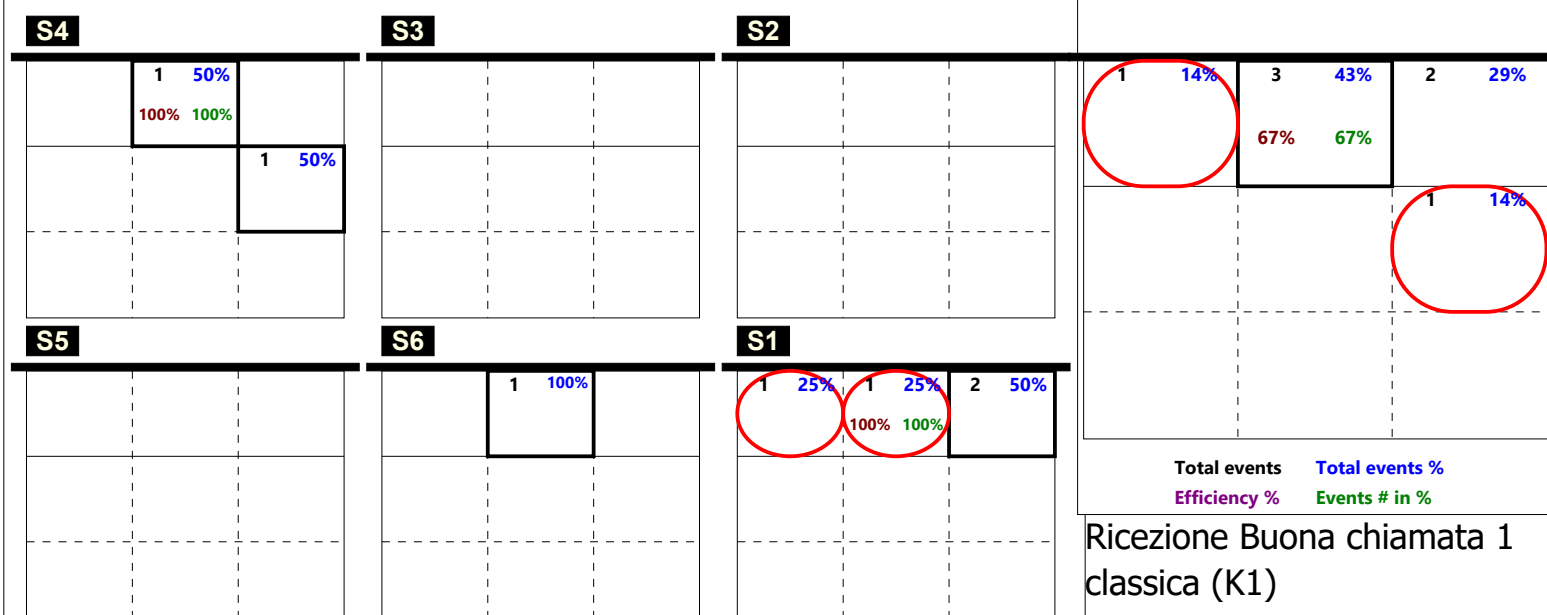
### CHIAMATA 7 centro rete e verso 4 (KX + KS + KJ)



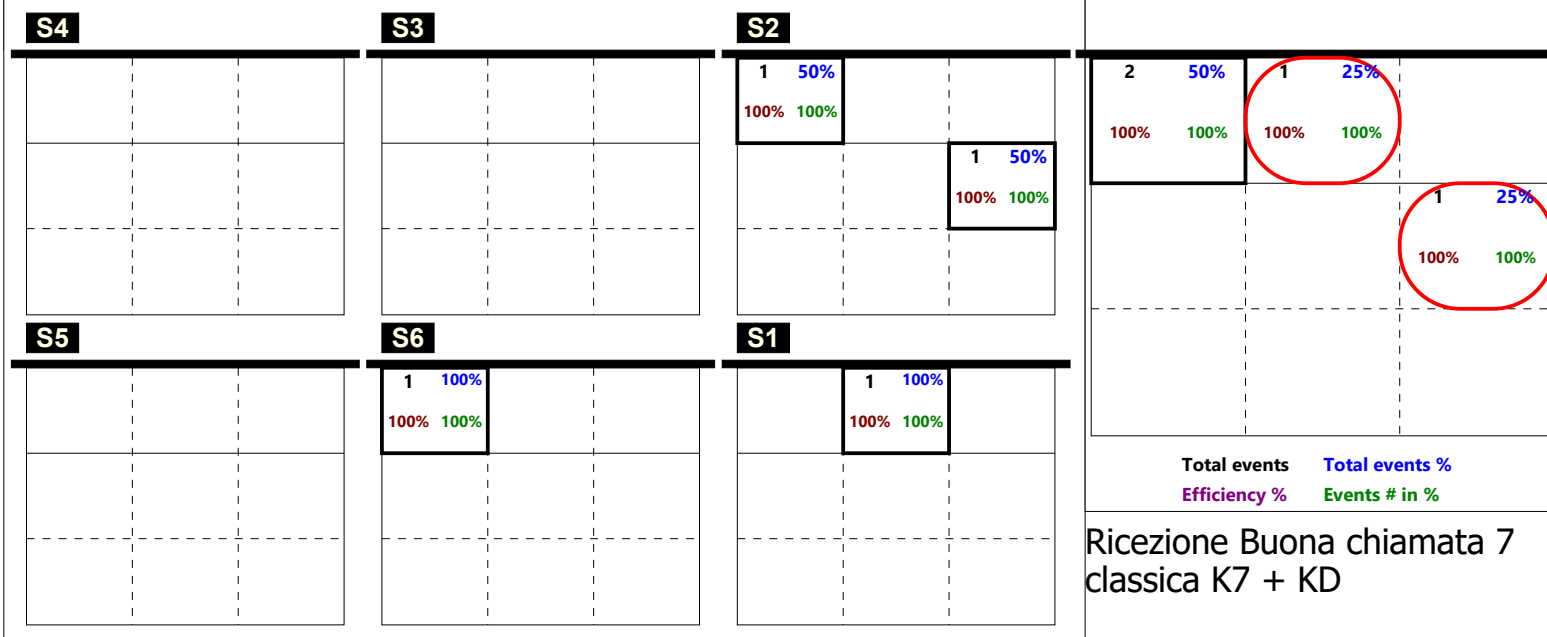
Print Composition - 19 - Distribuzione chiamata 1, 7 e 2 classica su #+ per rotazione

SLOVAKIA	1	14	25	14	23	76	06/24/2016	World League	Pool D2
NETHERLANDS 2016	3	25	21	25	25	96	17.00.00	Bratislava(Slovakia)	

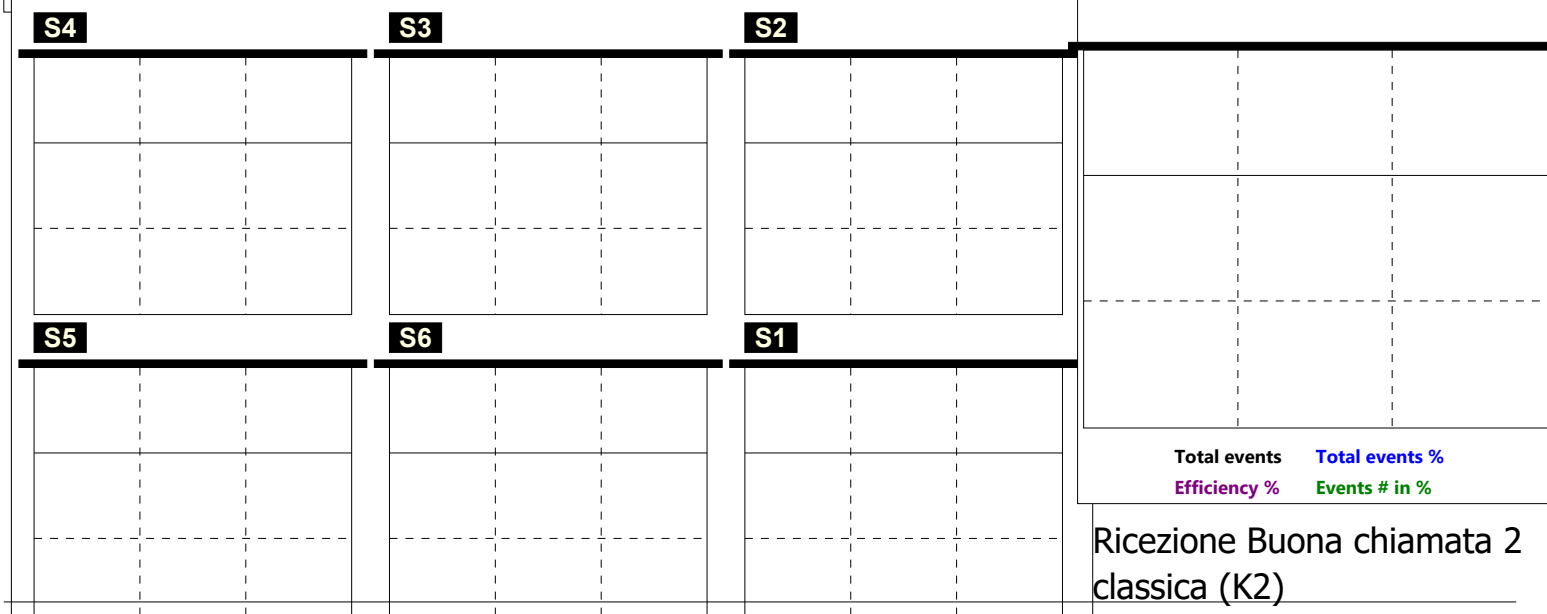
Zone Chart analysis



Zone Chart analysis



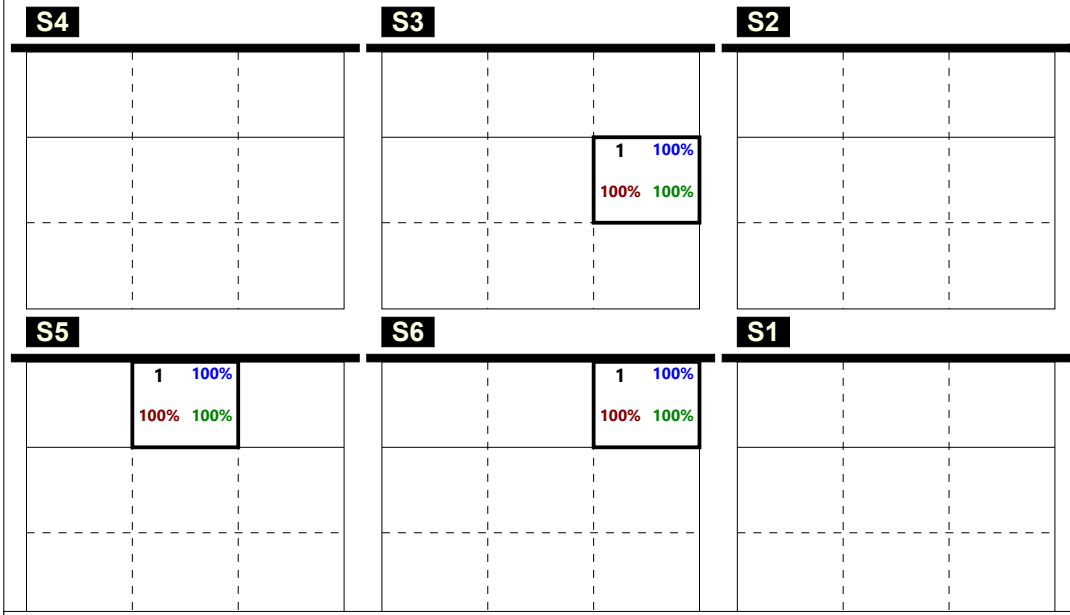
Zone Chart analysis



# Print Composition - 20 - Distribuzione chiamata 1, 7 e 2 centro rete su #+ per rotazione

SLOVAKIA	1	14	25	14	23	76	06/24/2016	World League	Pool D2
NETHERLANDS 2016	3	25	21	25	25	96	17.00.00	Bratislava(Slovakia)	


## Zone Chart analysis



1	33%	1	33%
100%	100%	100%	100%
1	33%	1	33%
100%	100%	100%	100%
Total events		Total events %	
Efficiency %		Events # in %	

Ricezione Buona chiamata 1 centro rete (KH)


## Zone Chart analysis



1	50%	1	50%
100%	100%	100%	100%
1	50%	1	50%
100%	100%	100%	100%
Total events		Total events %	
Efficiency %		Events # in %	

Ricezione Buona chiamata 7 centro rete KX + KJ

## Zone Chart analysis



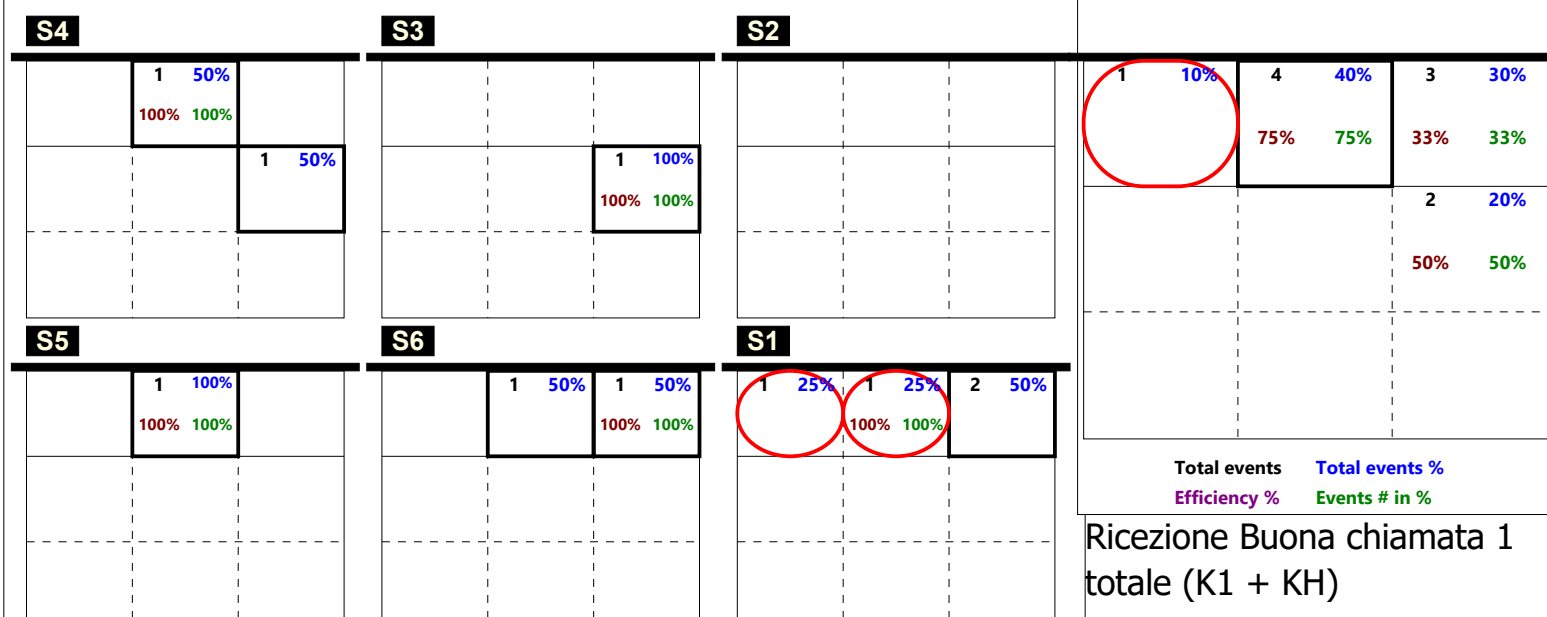
Total events		Total events %	
Efficiency %		Events # in %	

Ricezione Buona chiamata 2 centro rete (KW)

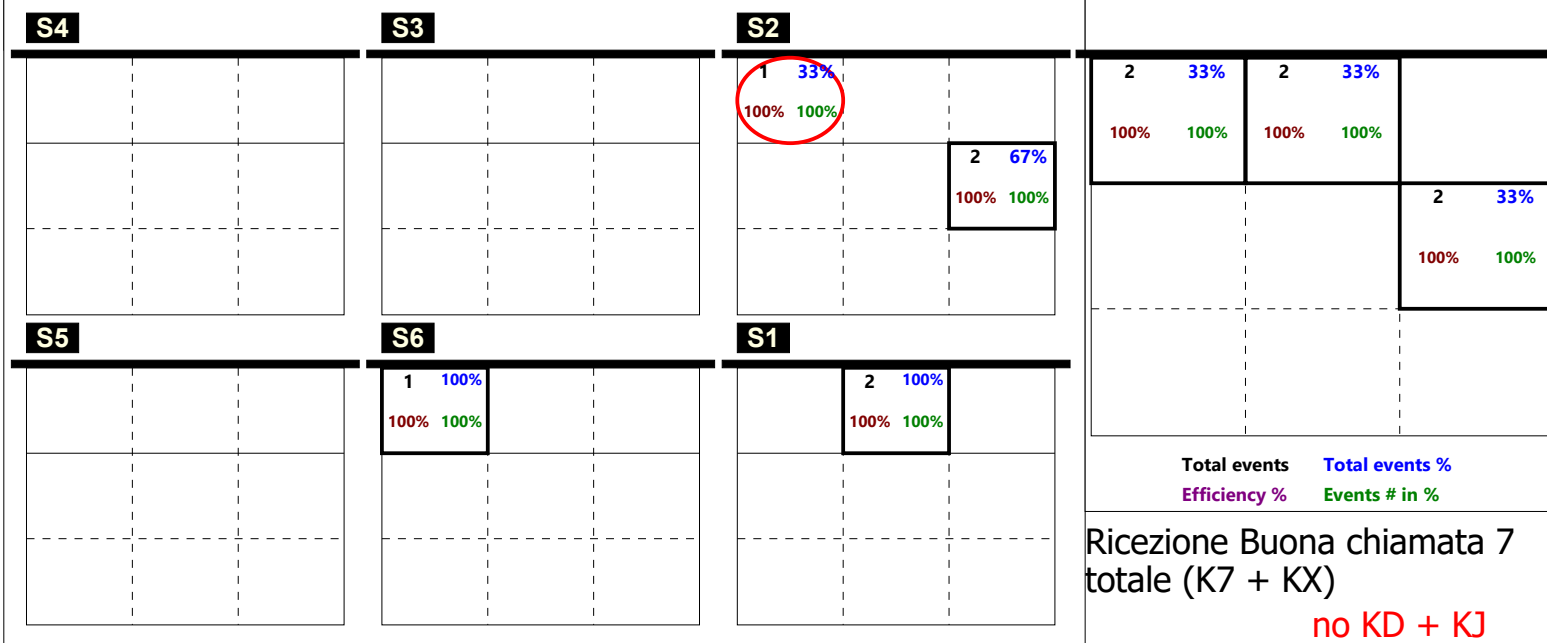
Print Composition - 21 - Distribuzione totale chiamata 1, 2 e 7 (classica + centro rete) su #+ per rotazione

SLOVAKIA	1	14	25	14	23	76	06/24/2016	World League	Pool D2
NETHERLANDS 2016	3	25	21	25	25	96	17.00.00	Bratislava(Slovakia)	

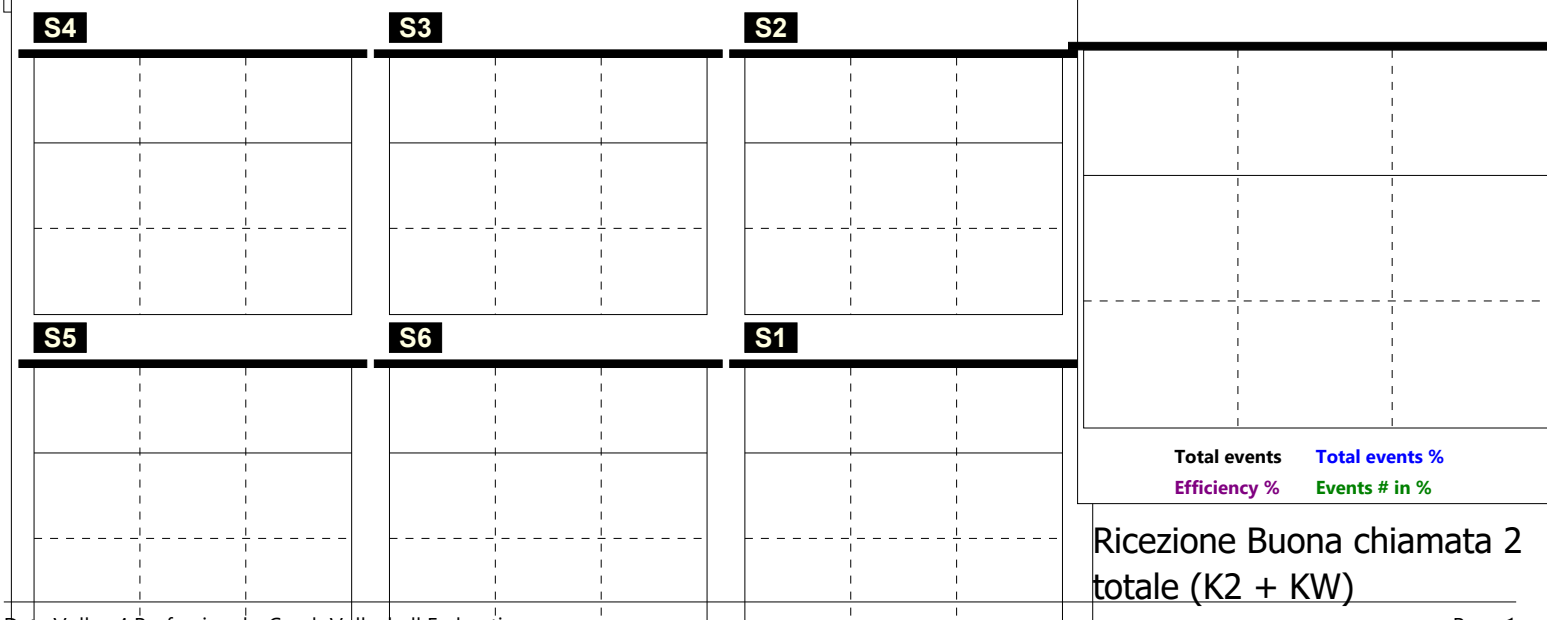
Zone Chart analysis



Zone Chart analysis

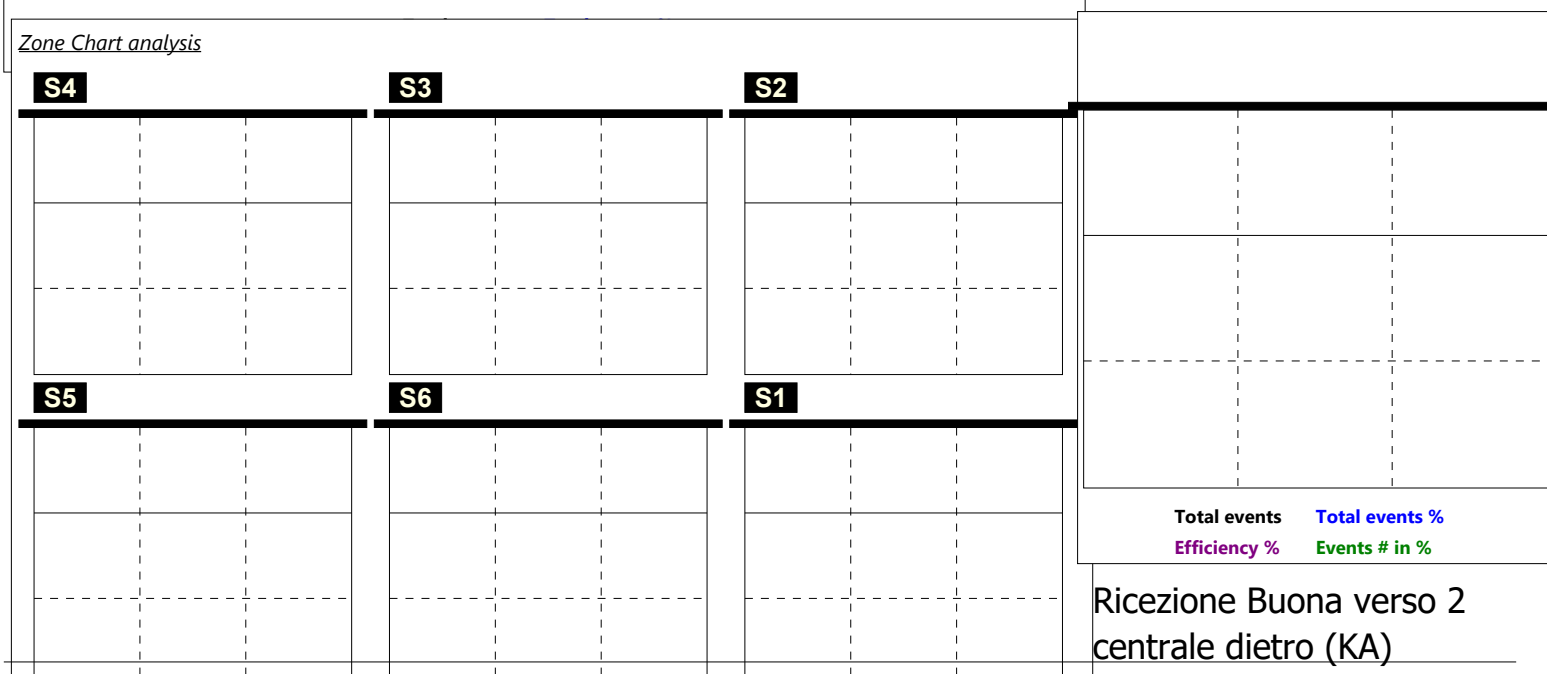
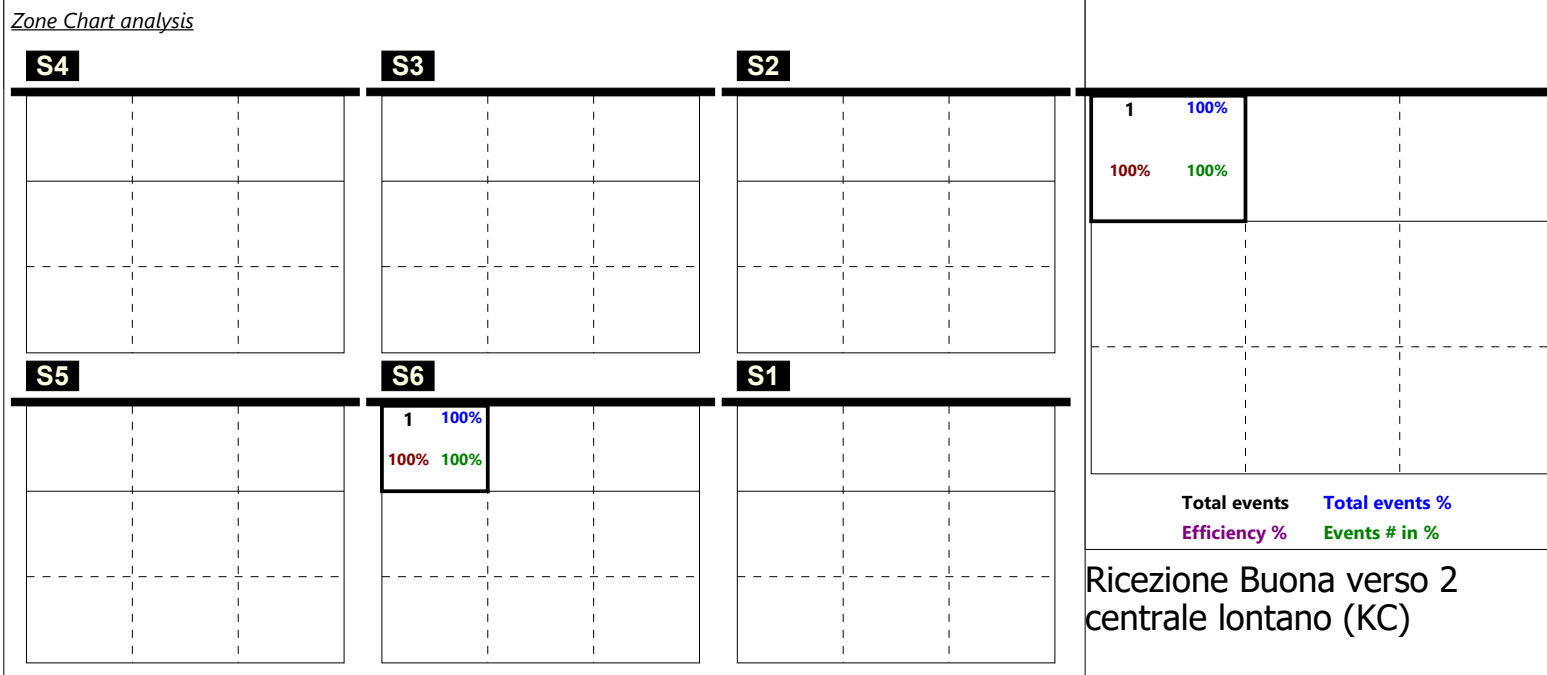
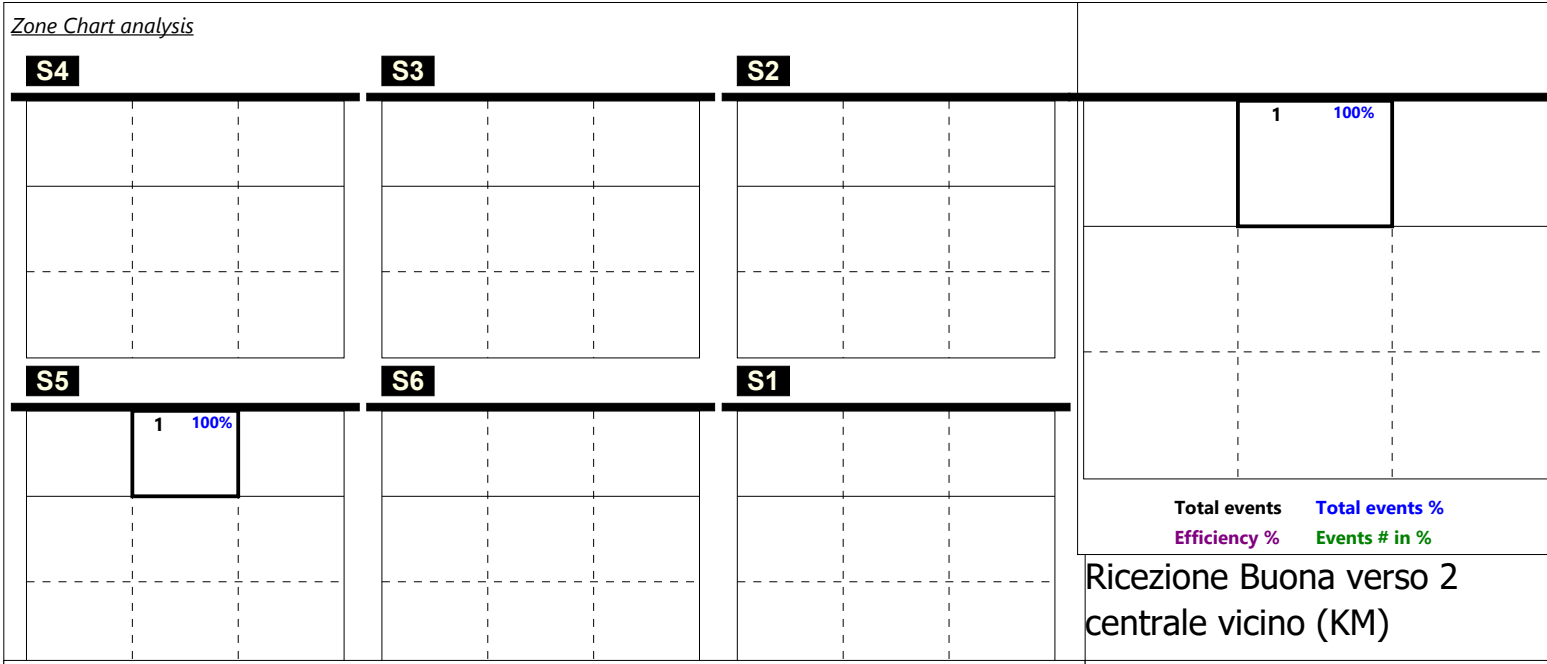


Zone Chart analysis



Print Composition - 22 - Distribuzione verso 2 su #+ per rotazione

SLOVAKIA	1	14	25	14	23	76	06/24/2016	World League	Pool D2
NETHERLANDS 2016	3	25	21	25	25	96	17.00.00	Bratislava(Slovakia)	





Print Composition - 24 - Distribuzione verso 4 su #+ per rotazione

SLOVAKIA	1	14	25	14	23	76	06/24/2016	World League	Pool D2
NETHERLANDS 2016	3	25	21	25	25	96	17.00.00	Bratislava(Slovakia)	

*Zone Chart analysis*

<b>S4</b>	<b>S3</b>	<b>S2</b>	<p>Total events    Total events %                  Efficiency %    Events # in %</p> <p>Ricezione Buona verso 4 centrale vicino (KP)</p>
<b>S5</b>	<b>S6</b>	<b>S1</b>	

*Zone Chart analysis*

<b>S4</b>	<b>S3</b>	<b>S2</b>	<p>Total events    Total events %                  Efficiency %    Events # in %</p> <p>Ricezione Buona verso 4 centrale lontano (KS)</p>
<b>S5</b>	<b>S6</b>	<b>S1</b>	

*Zone Chart analysis*

<b>S4</b>	<b>S3</b>	<b>S2</b>	<p>Total events    Total events %                  Efficiency %    Events # in %</p> <p>Ricezione Buona verso 4 centrale dietro (KQ)</p>
<b>S5</b>	<b>S6</b>	<b>S1</b>	



Print Composition - 25 - Distribuzione verso 4 su ! per rotazione

SLOVAKIA	1	14	25	14	23	76	06/24/2016	World League	Pool D2
NETHERLANDS 2016	3	25	21	25	25	96	17.00.00	Bratislava(Slovakia)	

Zone Chart analysis

<b>S4</b>	<b>S3</b>	<b>S2</b>
<b>S5</b>	<b>S6</b>	<b>S1</b>
Total events    Total events % Efficiency %    Events # in %		

Total events    Total events % Efficiency %    Events # in %

Ricezione Buona verso 4  
totale (KP + KQ + KS)  
**\*inclusa KS su rice !**

Total events    Total events % Efficiency %    Events # in %

Zone Chart analysis

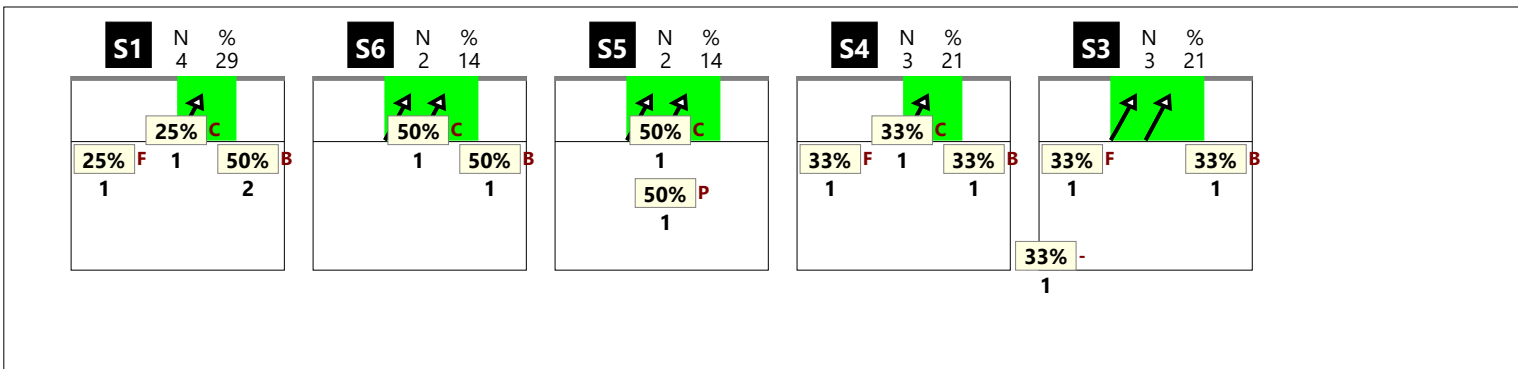
<b>S4</b>	<b>S3</b>	<b>S2</b>
<b>S5</b>	<b>S6</b>	<b>S1</b>
Total events    Total events % Efficiency %    Events # in %		

Total events    Total events % Efficiency %    Events # in %


Ricezione ! verso 4  
totale (KP + KQ + KS)

SLOVAKIA	1	14	25	14	23	76	06/24/2016	World League	Pool D2
NETHERLANDS 2016	3	25	21	25	25	96	17.00.00	Bratislava(Slovakia)	

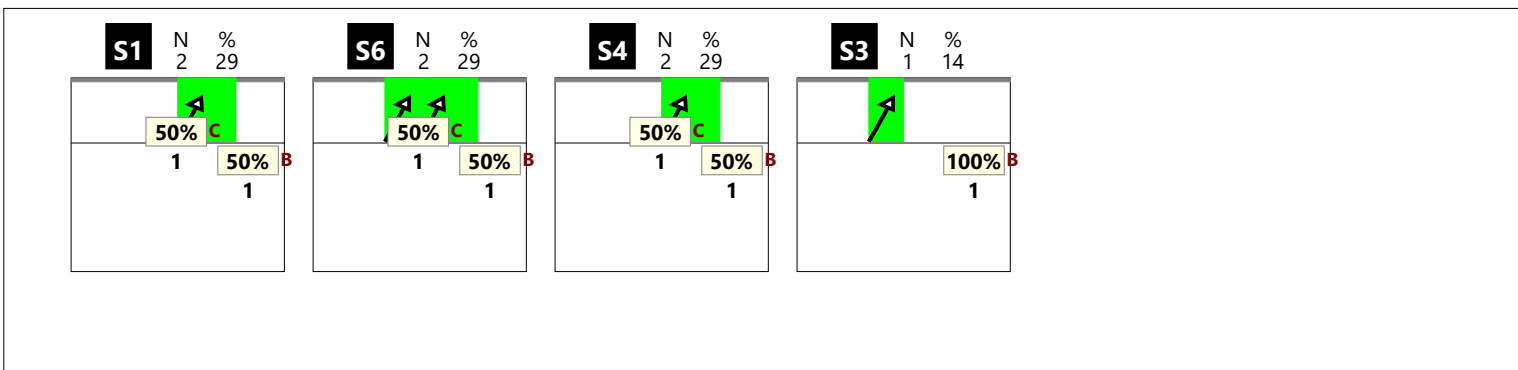
RICEZIONE TOTALE CHIAMATA 1 totale (K1 + KH)



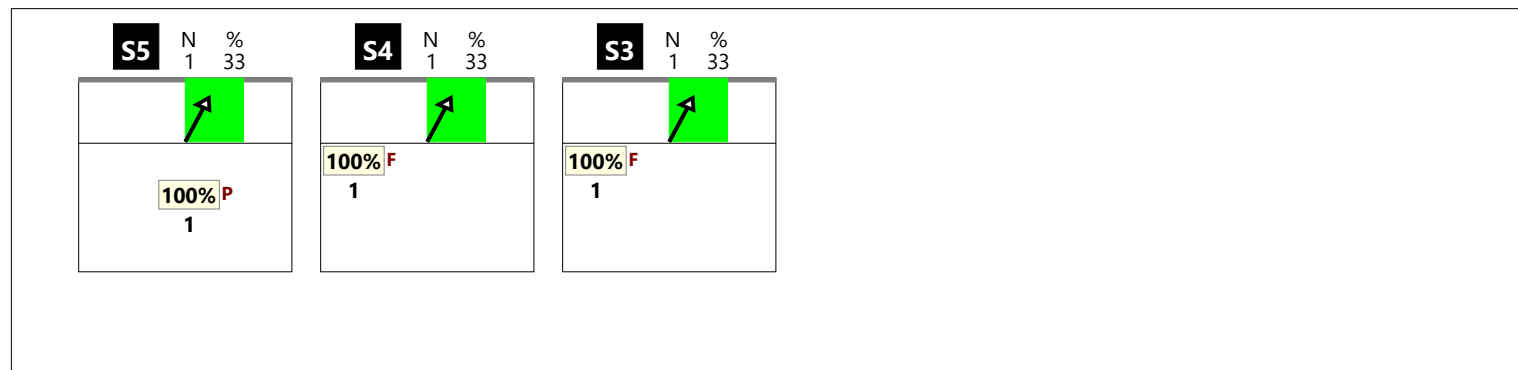
RICEZIONE # CHIAMATA 1 totale (K1 + KH)



RICEZIONE + CHIAMATA 1 totale (K1 + KH)

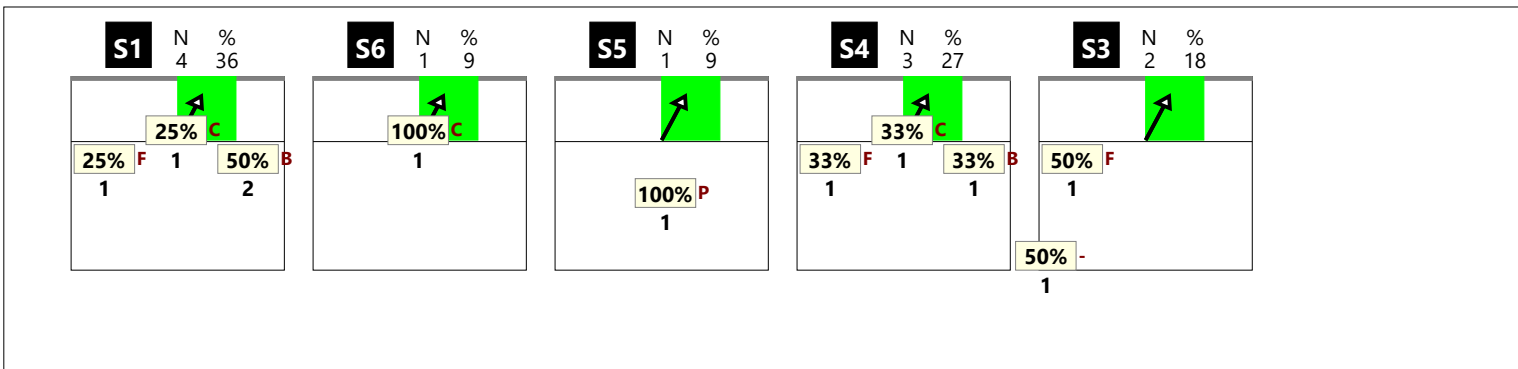


RICEZIONE ! CHIAMATA 1 totale (K1 + KH)




SLOVAKIA	1	14	25	14	23	76	06/24/2016	World League	Pool D2
NETHERLANDS 2016	3	25	21	25	25	96	17.00.00	Bratislava(Slovakia)	

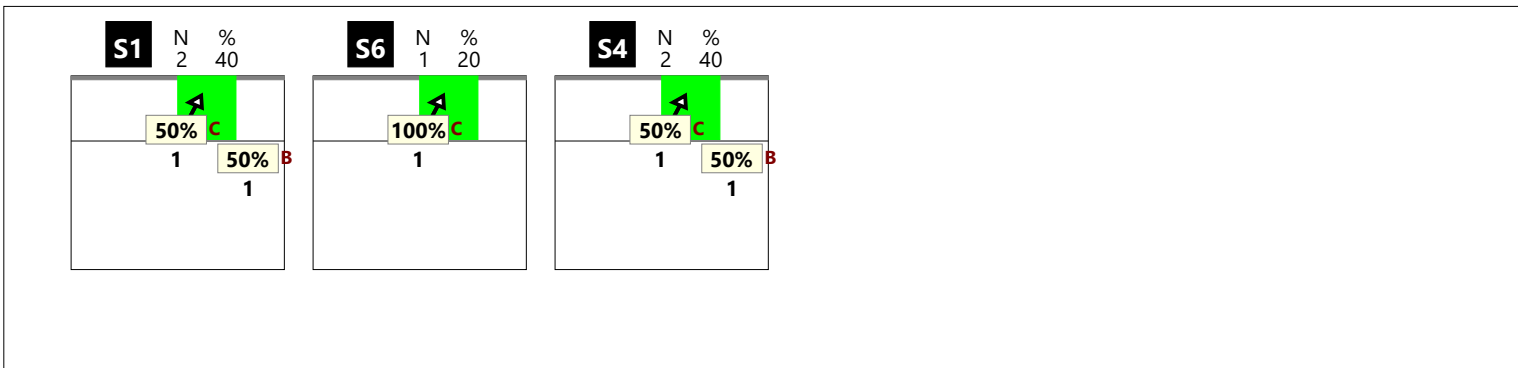
RICEZIONE TOTALE CHIAMATA 1 classica (K1)



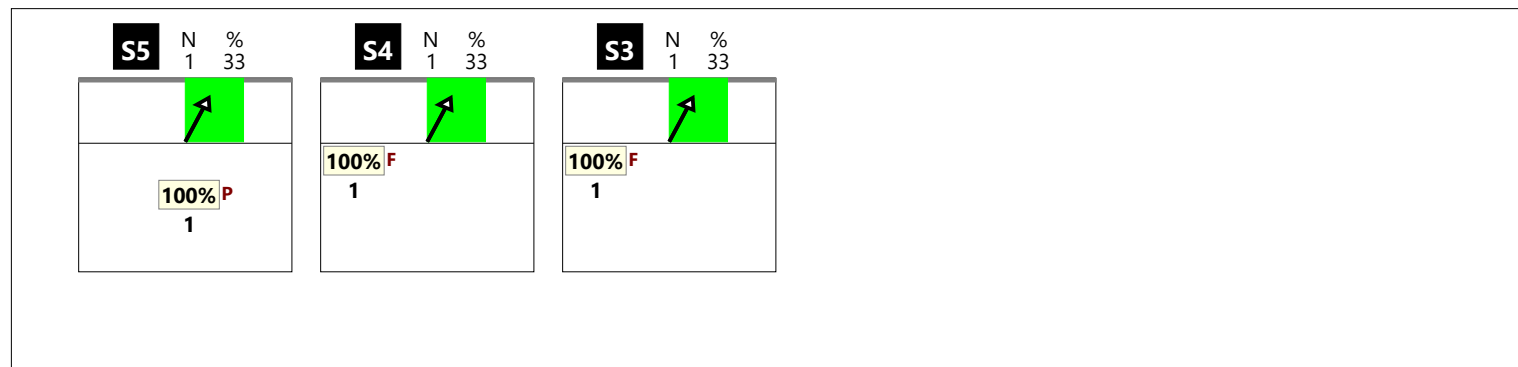
RICEZIONE # CHIAMATA 1 classica (K1)



RICEZIONE + CHIAMATA 1 classica (K1)



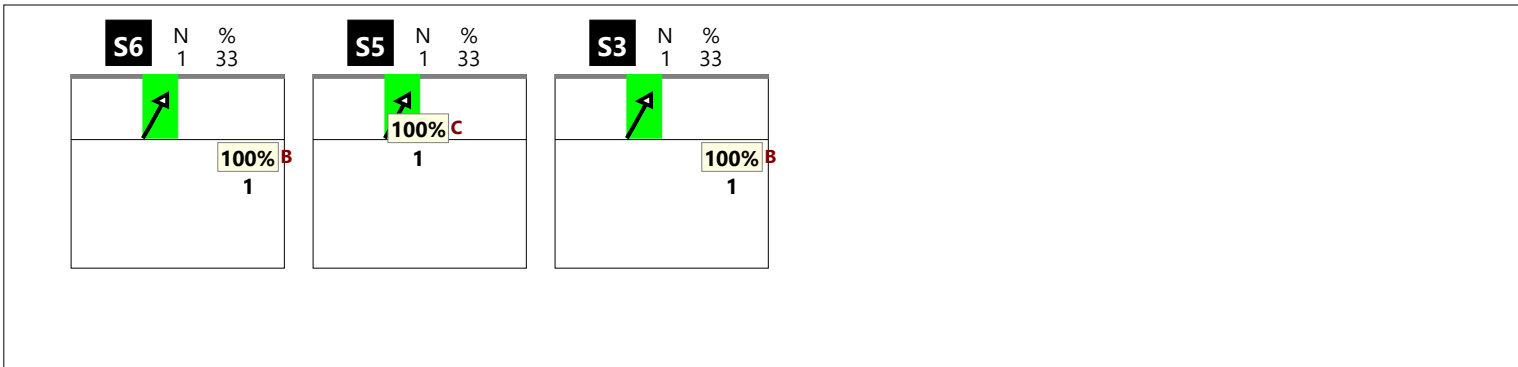
RICEZIONE ! CHIAMATA 1 classica (K1)




Print Composition - 28 - Chiamata 1 centro rete su #, + e !

SLOVAKIA	1	14	25	14	23	76	06/24/2016	World League	Pool D2
NETHERLANDS 2016	3	25	21	25	25	96	17.00.00	Bratislava(Slovakia)	


RICEZIONE TOTALE CHIAMATA 1 centro rete (KH)




RICEZIONE # CHIAMATA 1 centro rete (KH)



RICEZIONE + CHIAMATA 1 centro rete (KH)




RICEZIONE ! CHIAMATA 1 centro rete (KH)




Print Composition - 29 - Chiamata 2 totale (classica + centro rete) su #, + e !

SLOVAKIA	1	14	25	14	23	76	06/24/2016	World League	Pool D2
NETHERLANDS 2016	3	25	21	25	25	96	17.00.00	Bratislava(Slovakia)	


RICEZIONE TOTALE CHIAMATA 2 totale (K2 + KW)



RICEZIONE # CHIAMATA 2 totale (K2 + KW)



RICEZIONE + CHIAMATA 2 totale (K2 + KW)




RICEZIONE ! CHIAMATA 2 totale (K2 + KW)




Print Composition - 30 - Chiamata 2 classica su #, + e !

SLOVAKIA	1	14	25	14	23	76	06/24/2016	World League	Pool D2
NETHERLANDS 2016	3	25	21	25	25	96	17.00.00	Bratislava(Slovakia)	


RICEZIONE TOTALE CHIAMATA 2 classica (K2)



RICEZIONE # CHIAMATA 2 classica (K2)



RICEZIONE + CHIAMATA 2 classica (K2)



RICEZIONE ! CHIAMATA 2 classica (K2)



**Print Composition - 31 - Chiamata 2 centro rete su #, + e !**

SLOVAKIA	1	14	25	14	23	76	06/24/2016	World League	Pool D2
NETHERLANDS 2016	3	25	21	25	25	96	17.00.00	Bratislava(Slovakia)	

**RICEZIONE TOTALE CHIAMATA 2 centro rete (KW)**

**RICEZIONE # CHIAMATA 2 centro rete (KW)**

--

**RICEZIONE + CHIAMATA 2 centro rete (KW)**

--

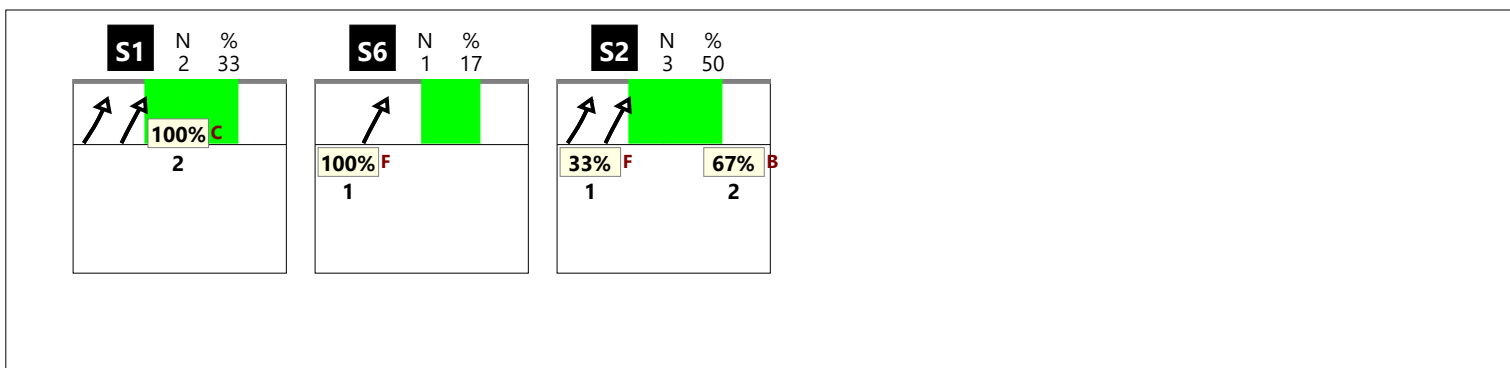
**RICEZIONE ! CHIAMATA 2 centro rete (KW)**

--


Print Composition - 32 - Chiamata 7 totale (classica + centro rete) su #, + e !

SLOVAKIA	1	14	25	14	23	76	06/24/2016	World League	Pool D2
NETHERLANDS 2016	3	25	21	25	25	96	17.00.00	Bratislava(Slovakia)	


RICEZIONE TOTALE CHIAMATA 7 totale (K7 + KX + KD + KJ)



RICEZIONE # CHIAMATA 7 totale (K7 + KX + KD + KJ)



RICEZIONE + CHIAMATA 7 totale (K7 + KX + KD + KJ)



RICEZIONE ! CHIAMATA 7 totale (K7 + KX + KD + KJ)

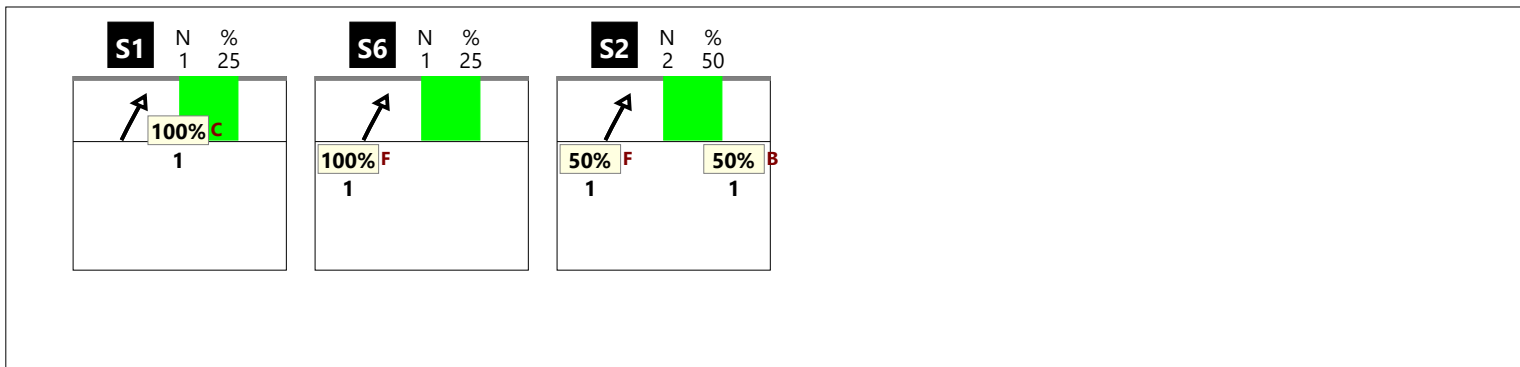





Print Composition - 33 - Chiamata 7 classica su #, + e !

SLOVAKIA	1	14	25	14	23	76	06/24/2016	World League	Pool D2
NETHERLANDS 2016	3	25	21	25	25	96	17.00.00	Bratislava(Slovakia)	

RICEZIONE TOTALE CHIAMATA 7 classica (K7 + KD)




RICEZIONE # CHIAMATA 7 classica (K7 + KD)



RICEZIONE + CHIAMATA 7 classica (K7 + KD)




RICEZIONE ! CHIAMATA 7 classica (K7 + KD)




Print Composition - 34 - Chiamata 7 centro rete su #, + e !

SLOVAKIA	1	14	25	14	23	76	06/24/2016	World League	Pool D2
NETHERLANDS 2016	3	25	21	25	25	96	17.00.00	Bratislava(Slovakia)	


RICEZIONE TOTALE CHIAMATA 7 centro rete (KX + KJ)



RICEZIONE # CHIAMATA 7 centro rete (KX + KJ)



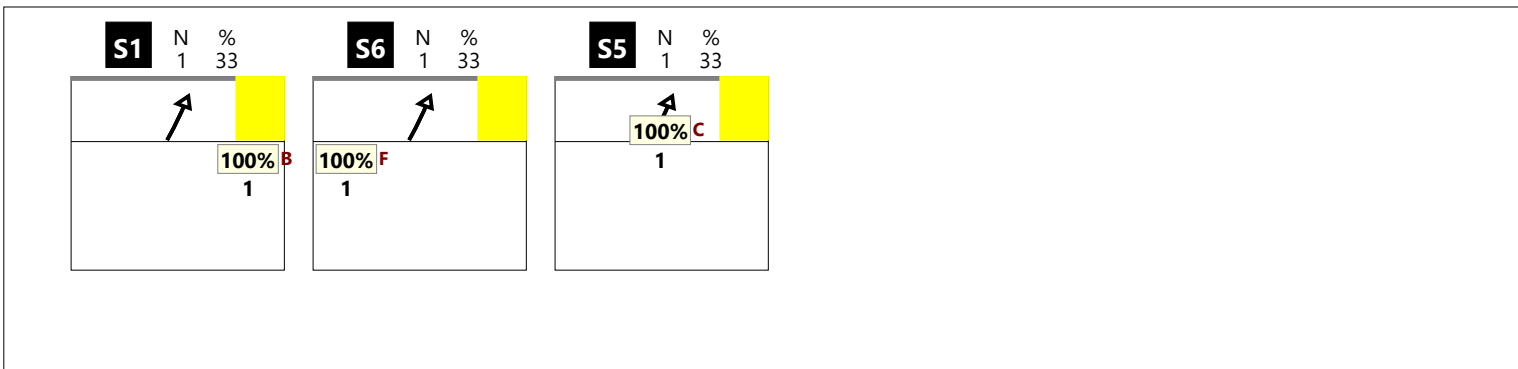
RICEZIONE + CHIAMATA 7 centro rete (KX + KJ)




Print Composition - 35 - Chiamata KC su #, + e !

SLOVAKIA	1	14	25	14	23	76	06/24/2016	World League	Pool D2
NETHERLANDS 2016	3	25	21	25	25	96	17.00.00	Bratislava(Slovakia)	


RICEZIONE TOTALE CHIAMATA KC



RICEZIONE # CHIAMATA KC



RICEZIONE + CHIAMATA KC




RICEZIONE ! CHIAMATA KC




Print Composition - 36 - Chiamata KM su #, + e !

SLOVAKIA	1	14	25	14	23	76	06/24/2016	World League	Pool D2
NETHERLANDS 2016	3	25	21	25	25	96	17.00.00	Bratislava(Slovakia)	


RICEZIONE TOTALE CHIAMATA KM




RICEZIONE # CHIAMATA KM



RICEZIONE + CHIAMATA KM



RICEZIONE ! CHIAMATA KM



**Print Composition - 37 - Chiamata KA su #, + e !**

SLOVAKIA	1	14	25	14	23	76	06/24/2016	World League	Pool D2
NETHERLANDS 2016	3	25	21	25	25	96	17.00.00	Bratislava(Slovakia)	

**RICEZIONE TOTALE CHIAMATA KA**

**RICEZIONE # CHIAMATA KA**

--

**RICEZIONE + CHIAMATA KA**

--

**RICEZIONE ! CHIAMATA KA**

--

**Print Composition - 38 - Chiamata KP su #, + e !**

SLOVAKIA	1	14	25	14	23	76	06/24/2016	World League	Pool D2
NETHERLANDS 2016	3	25	21	25	25	96	17.00.00	Bratislava(Slovakia)	

**RICEZIONE TOTALE CHIAMATA KP**

**RICEZIONE # CHIAMATA KP**

--

**RICEZIONE + CHIAMATA KP**

--

**RICEZIONE ! CHIAMATA KP**

--

**Print Composition - 39 - Chiamata KS su #, + e !**

SLOVAKIA	1	14	25	14	23	76	06/24/2016	World League	Pool D2
NETHERLANDS 2016	3	25	21	25	25	96	17.00.00	Bratislava(Slovakia)	

**RICEZIONE TOTALE CHIAMATA KS**

**RICEZIONE # CHIAMATA KS**

--

**RICEZIONE + CHIAMATA KS**

--

**RICEZIONE ! CHIAMATA KS**

--

**Print Composition - 40 - Chiamata KQ su #, + e !**

SLOVAKIA	1	14	25	14	23	76	06/24/2016	World League	Pool D2
NETHERLANDS 2016	3	25	21	25	25	96	17.00.00	Bratislava(Slovakia)	

**RICEZIONE TOTALE CHIAMATA KQ**

**RICEZIONE # CHIAMATA KQ**

--

**RICEZIONE + CHIAMATA KQ**

--

**RICEZIONE ! CHIAMATA KQ**

--

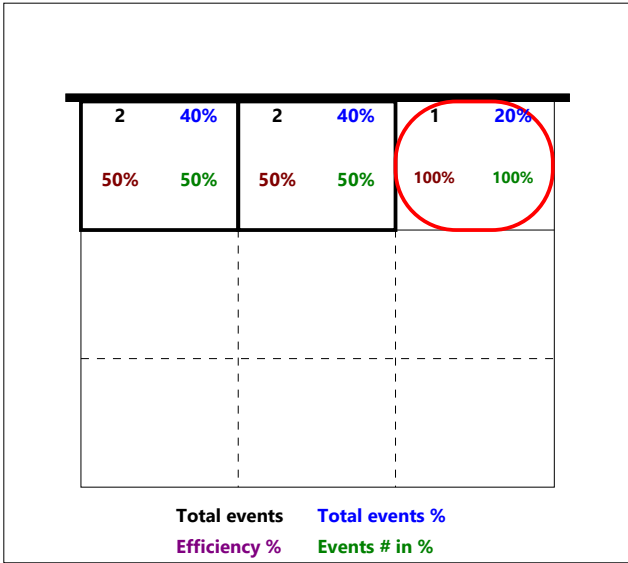


Print Composition - 41 - Distribuzione su #+ per zona di ricezione (1 o 5)

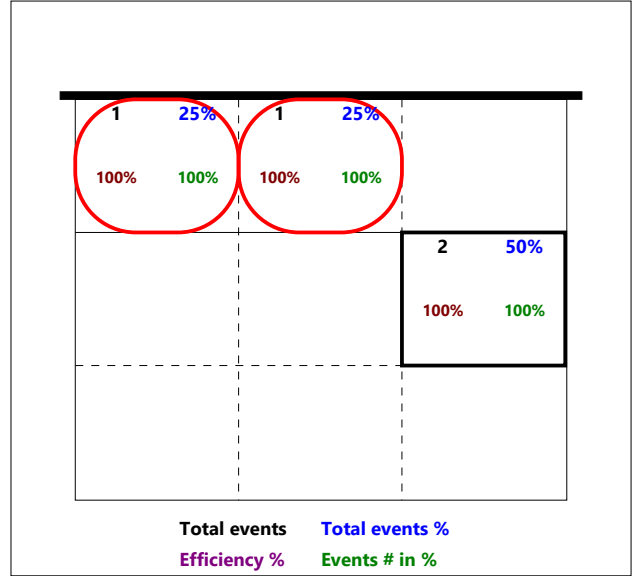
SLOVAKIA	1	14	25	14	23	76	06/24/2016	World League	Pool D2
NETHERLANDS 2016	3	25	21	25	25	96	17.00.00	Bratislava(Slovakia)	

DISTRIBUZIONE PER ZONE DI RICEZIONE

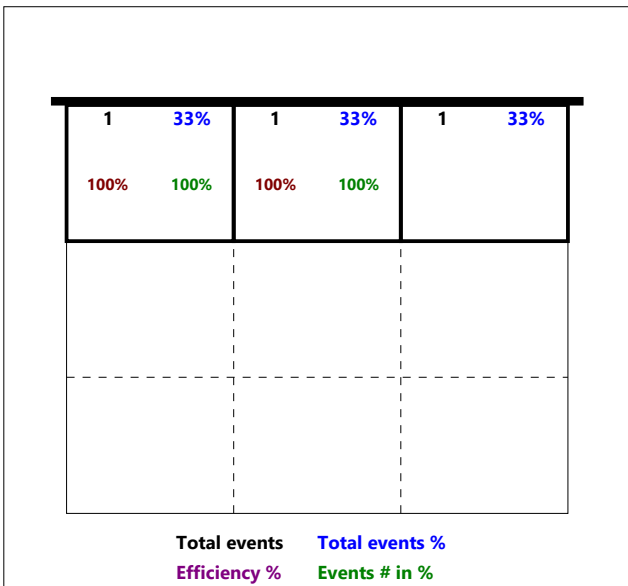
RICEZIONE BUONA DA ZONA 1



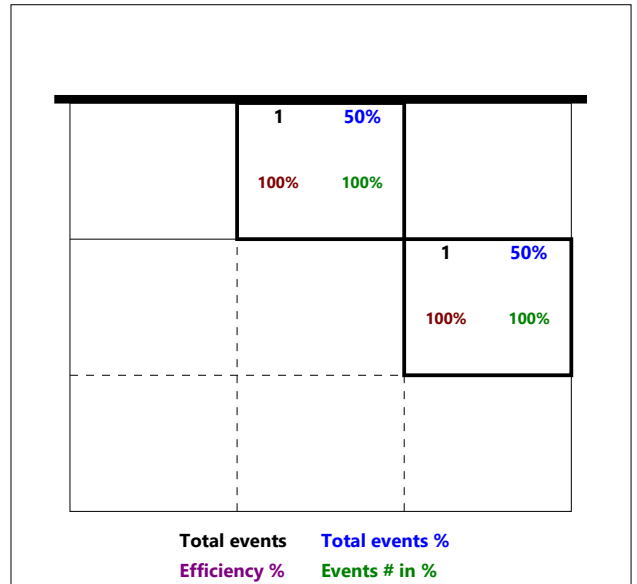
RICEZIONE BUONA DA ZONA 5



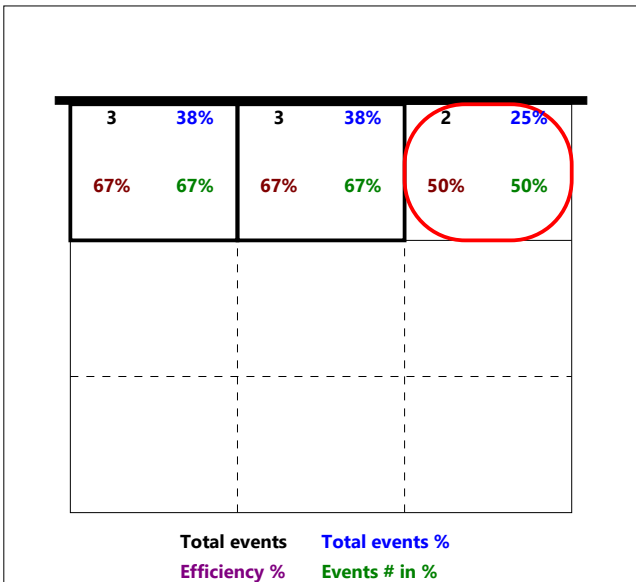
RICEZIONE BUONA DA ZONA 6-1



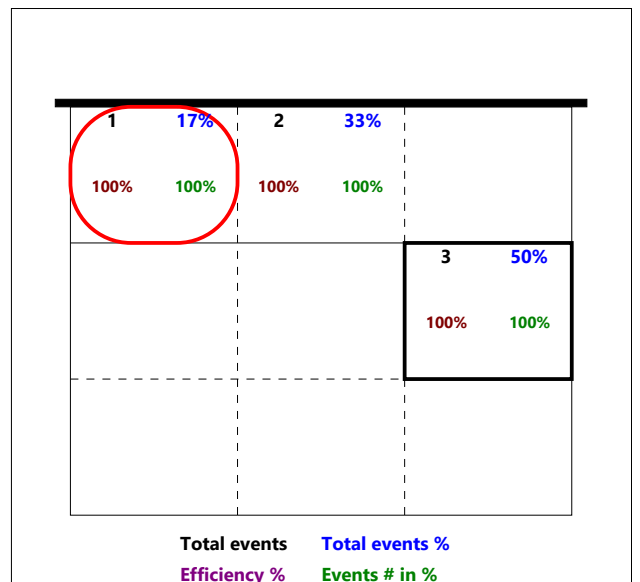
RICEZIONE BUONA DA ZONA 5-6



TOTALE DA ZONA 1



TOTALE DA ZONA 5

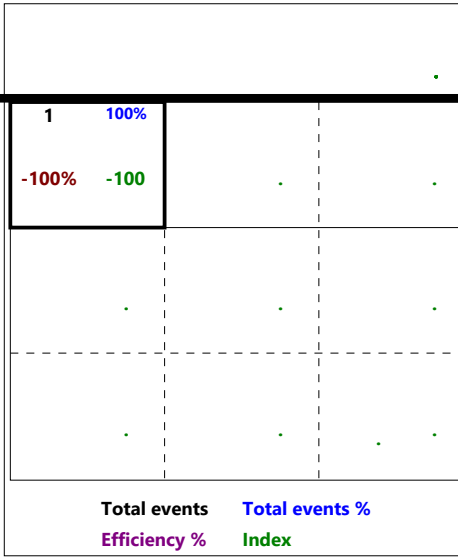
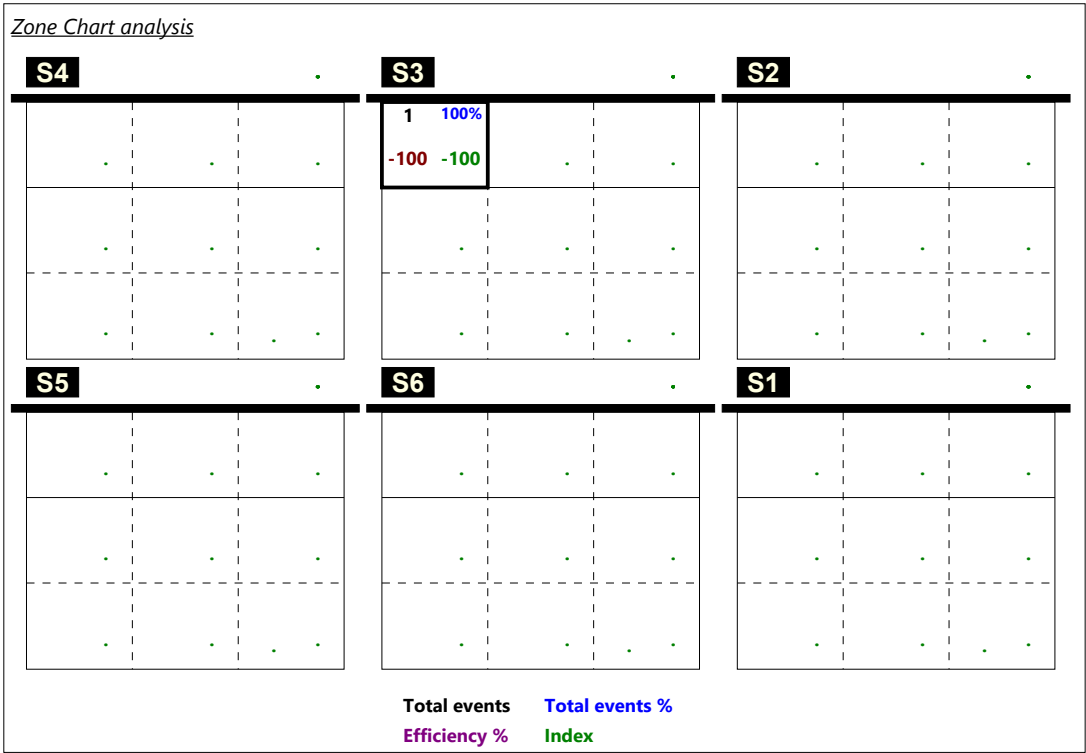


Print Composition - 42 - Distribuzione su ! per zona di ricezione (1 o 5)

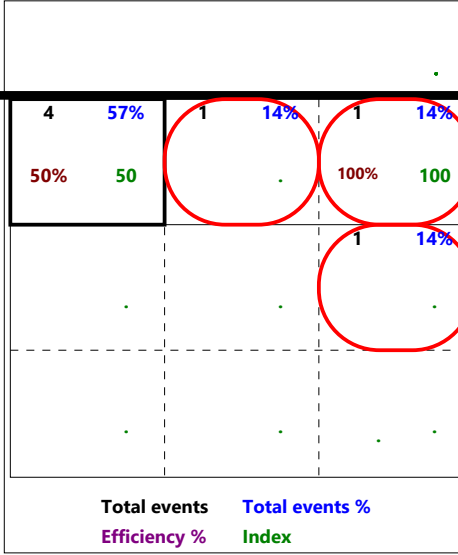
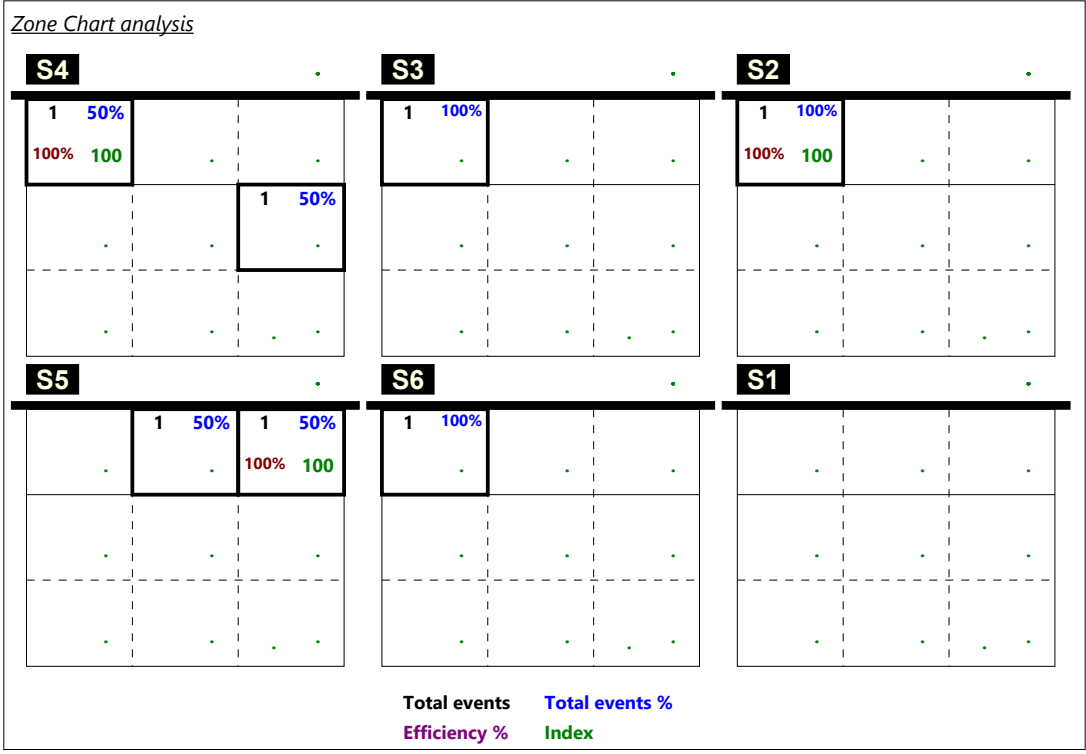
SLOVAKIA	1	14	25	14	23	76	06/24/2016	World League	Pool D2
NETHERLANDS 2016	3	25	21	25	25	96	17.00.00	Bratislava(Slovakia)	

DISTRIBUZIONE PER ZONE DI RICEZIONE

RICEZIONE ESCLAMATIVA IN ZONA 1



RICEZIONE ESCLAMATIVA IN ZONA 5

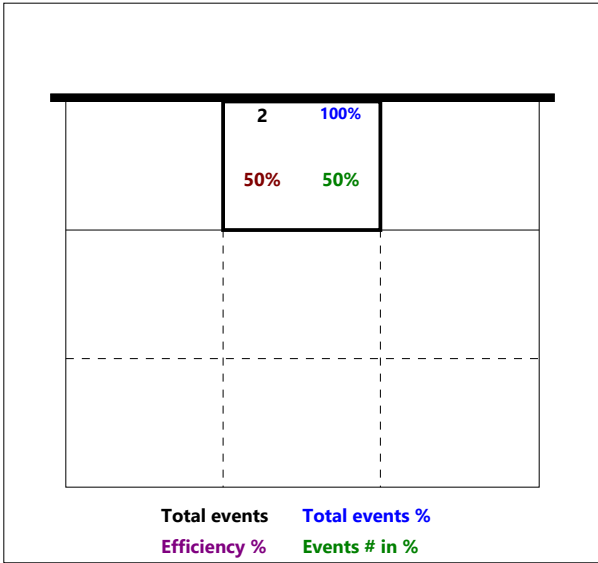


Print Composition - 43 - Distribuzione su #+ per zona di ricezione (6) e su battuta corta

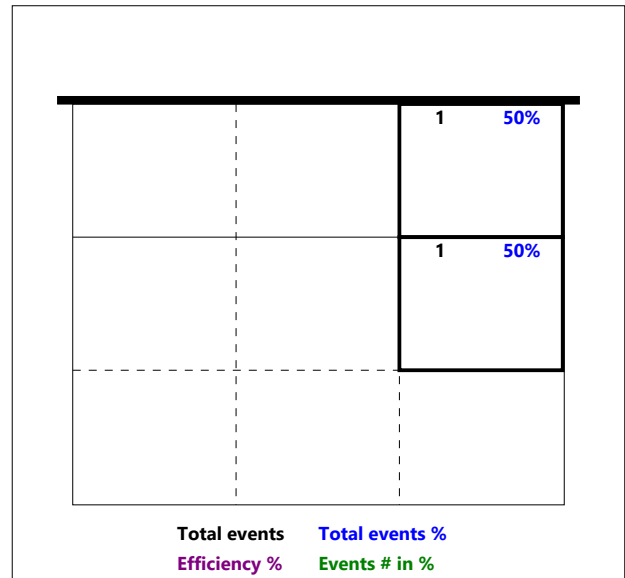
SLOVAKIA	1	14	25	14	23	76	06/24/2016	World League	Pool D2
NETHERLANDS 2016	3	25	21	25	25	96	17.00.00	Bratislava(Slovakia)	

DISTRIBUZIONE PER ZONE DI RICEZIONE

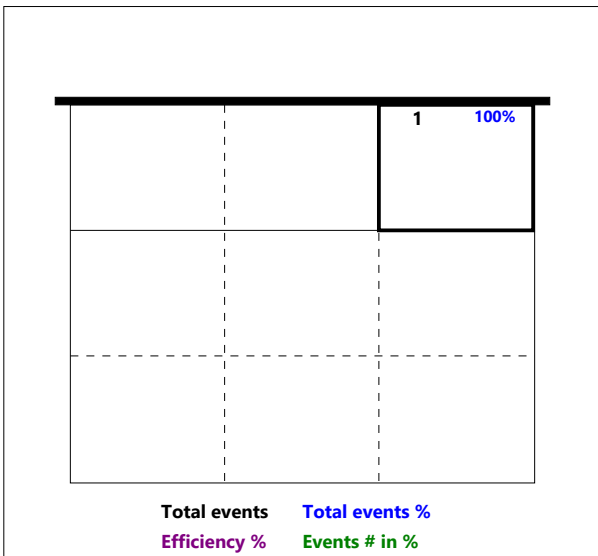
RICEZIONE BUONA DA ZONA 6



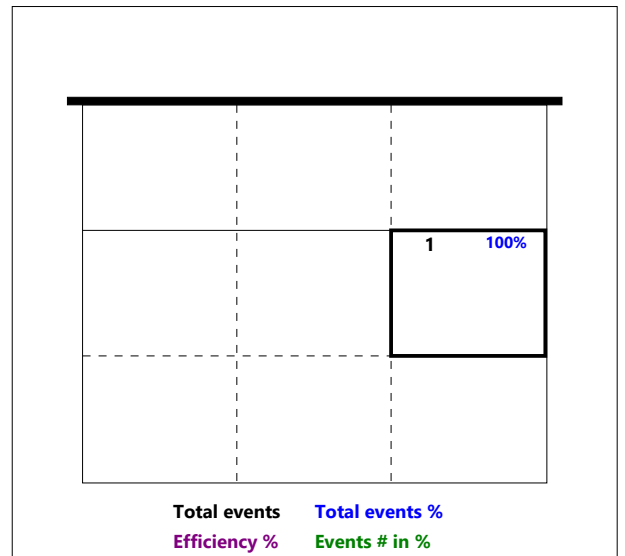
RICEZIONE CORTA TOTALE




RICEZIONE CORTA Z2



RICEZIONE CORTA Z3



RICEZIONE CORTA Z4



Print Composition - 44 - Distribuzione su ricezione regolare per rotazione

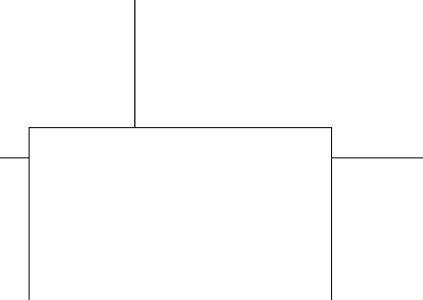
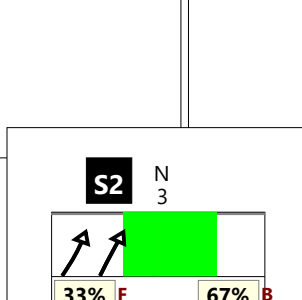
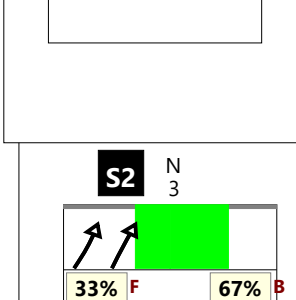
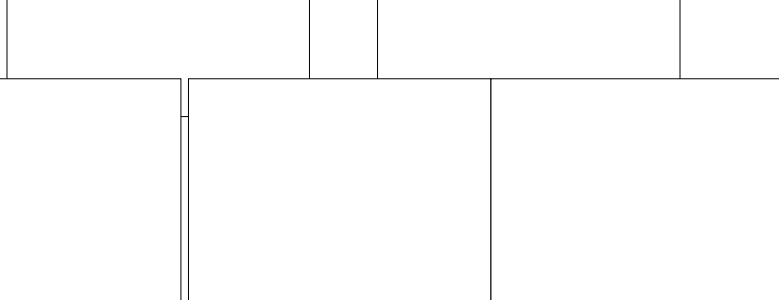
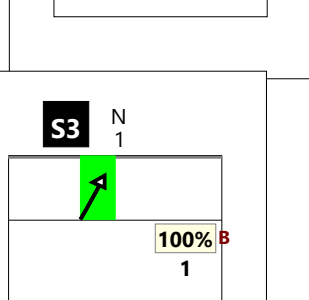
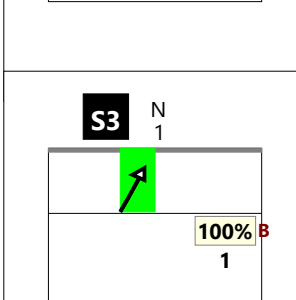

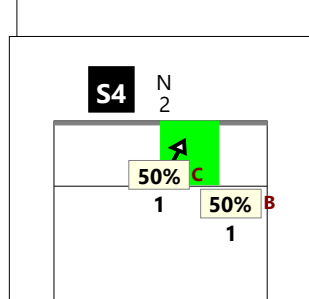
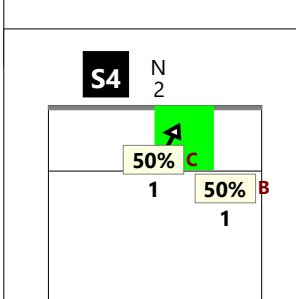
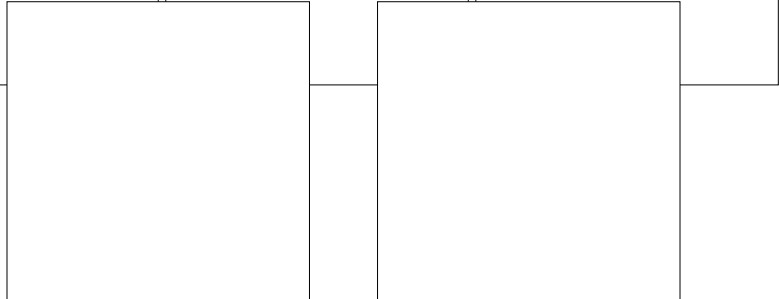
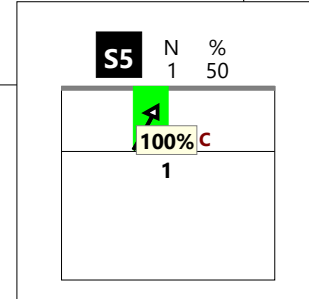
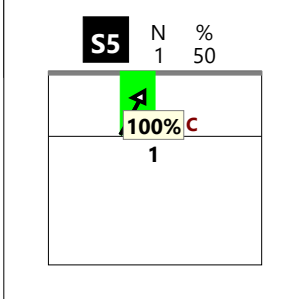
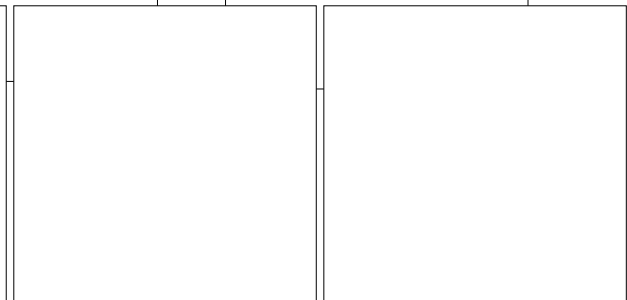
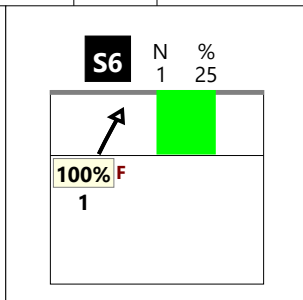
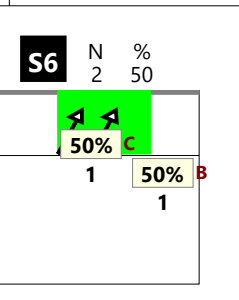
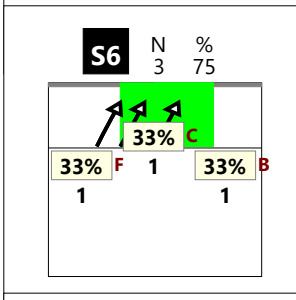

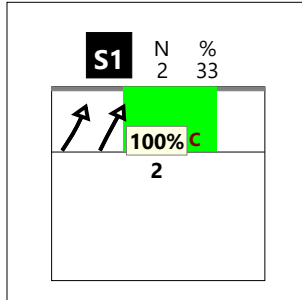
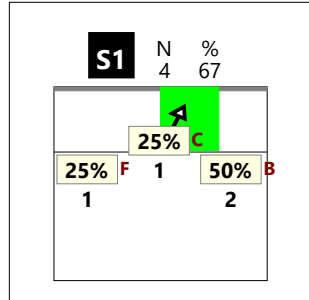
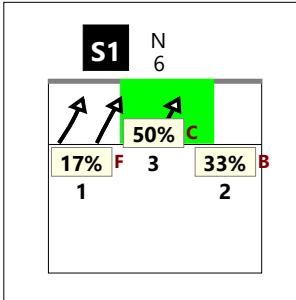
SLOVAKIA	1	14	25	14	23	76	06/24/2016	World League	Pool D2
NETHERLANDS 2016	3	25	21	25	25	96	17.00.00	Bratislava(Slovakia)	

Totale

Chiamata 1 (K1 + KH)

Chiamata 7 (K7 + KX)

Chiamata 2 (K2 + KW)



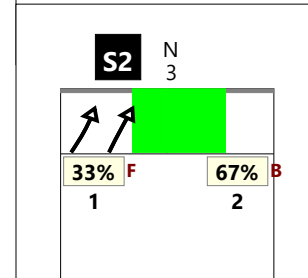
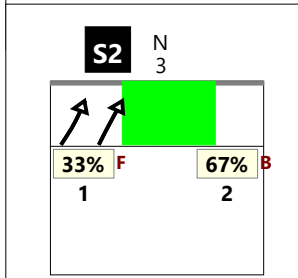

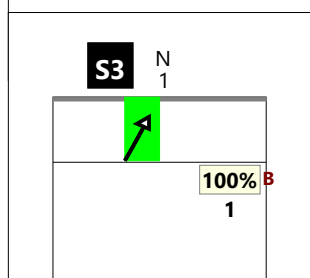
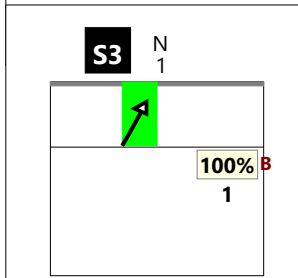

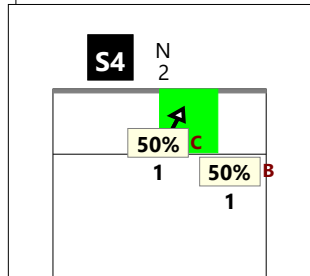
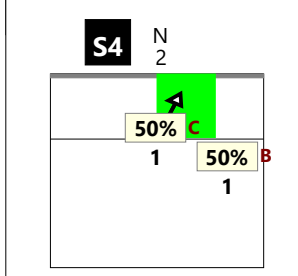
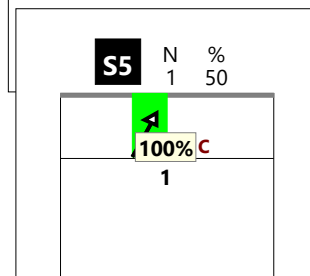
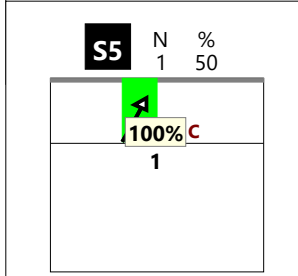
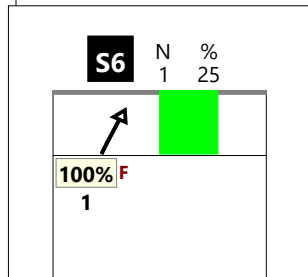
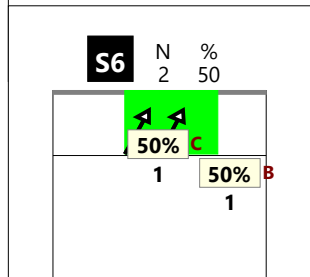
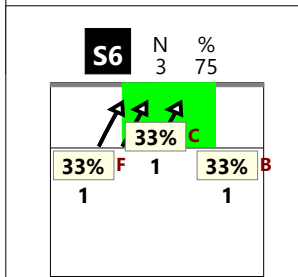

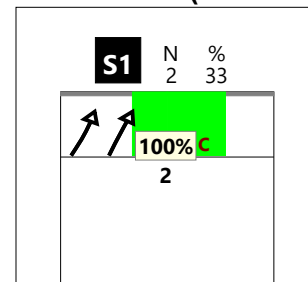
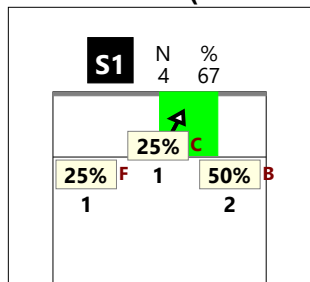
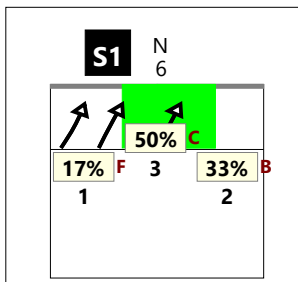
SLOVAKIA NETHERLANDS 2016	1	14	25	14	23	76	06/24/2016 17.00.00	World League Bratislava(Slovakia)	Pool D2
	3	25	21	25	25	96			

**Totale**

**Chiamata 1 (K1 + KH)**

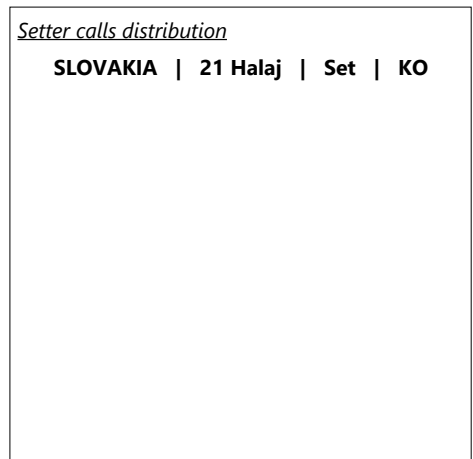
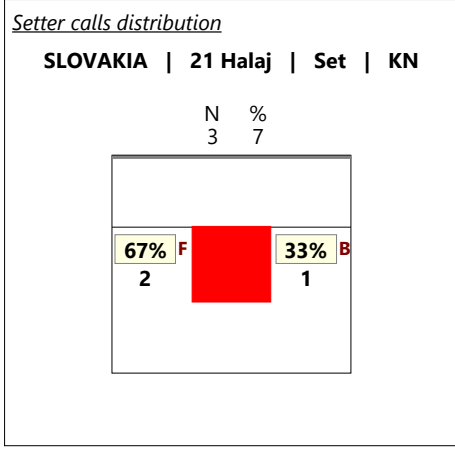
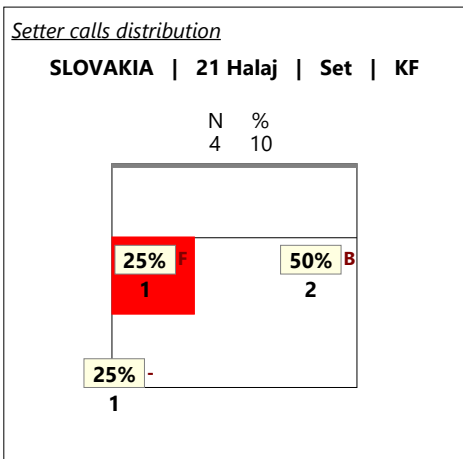
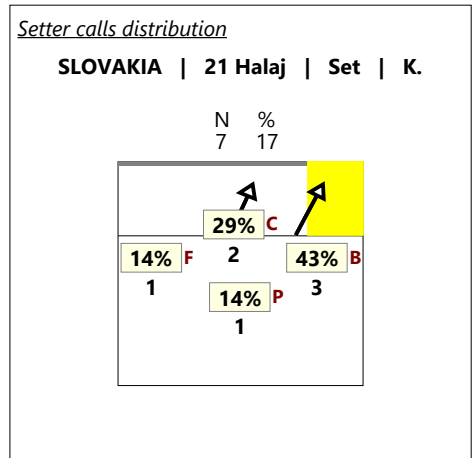

**Chiamata 7 (K7 + KX)**

**Chiamata 2 (K2 + KW)**

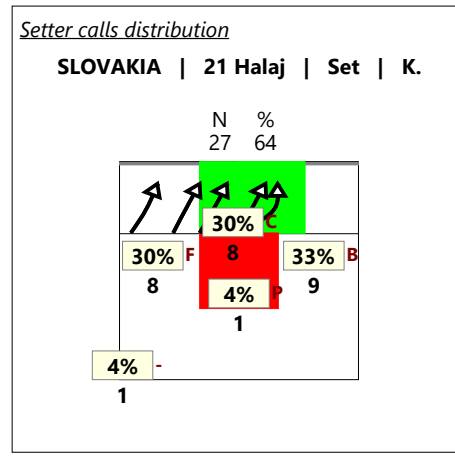
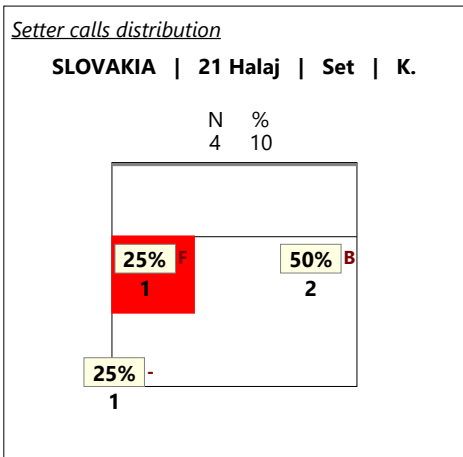


SLOVAKIA	1	14	25	14	23	76	06/24/2016	World League	Pool D2
NETHERLANDS 2016	3	25	21	25	25	96	17.00.00	Bratislava(Slovakia)	

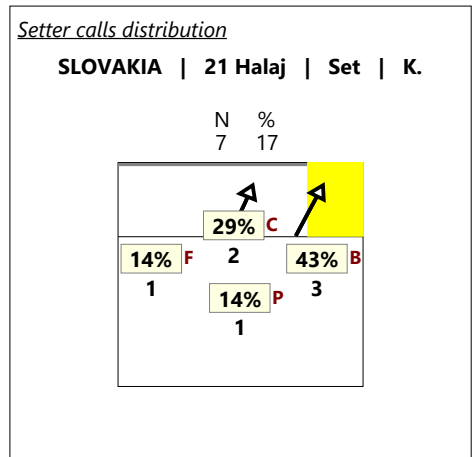
## Distribuzione per zone di alzata (cambio palla)



\*solo zona centrale



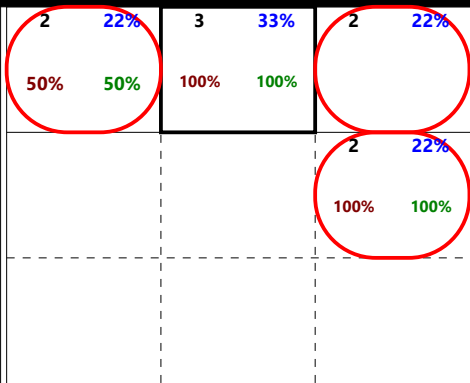
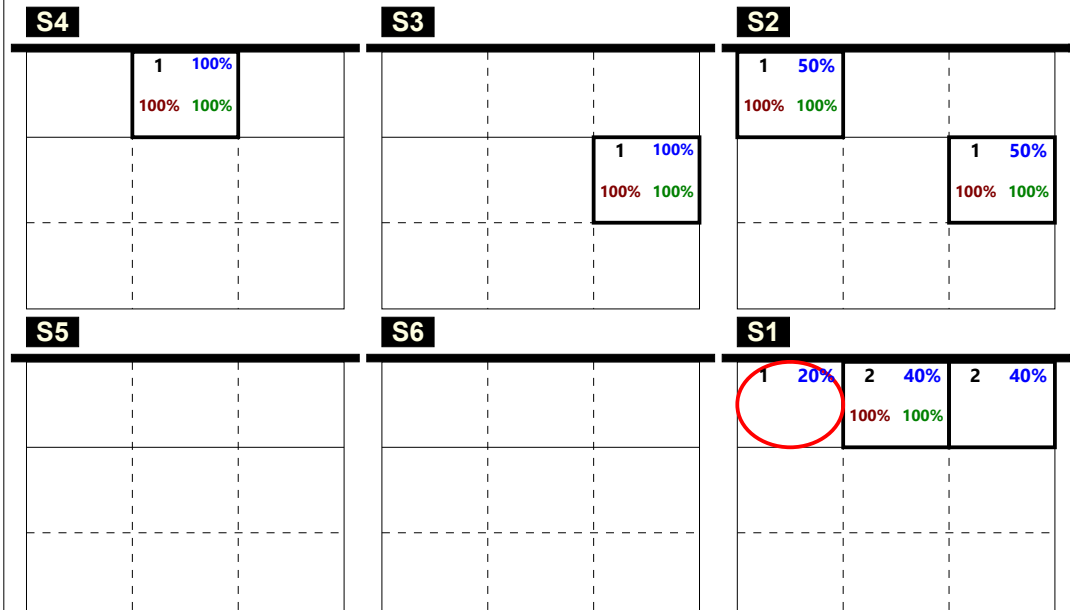
\*solo zona centrale



Print Composition - 47 - Distribuzione per ruolo del ricettore

SLOVAKIA	1	14	25	14	23	76	06/24/2016	World League	Pool D2
NETHERLANDS 2016	3	25	21	25	25	96	17.00.00	Bratislava(Slovakia)	

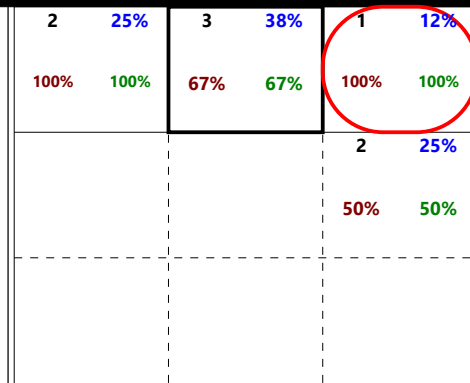
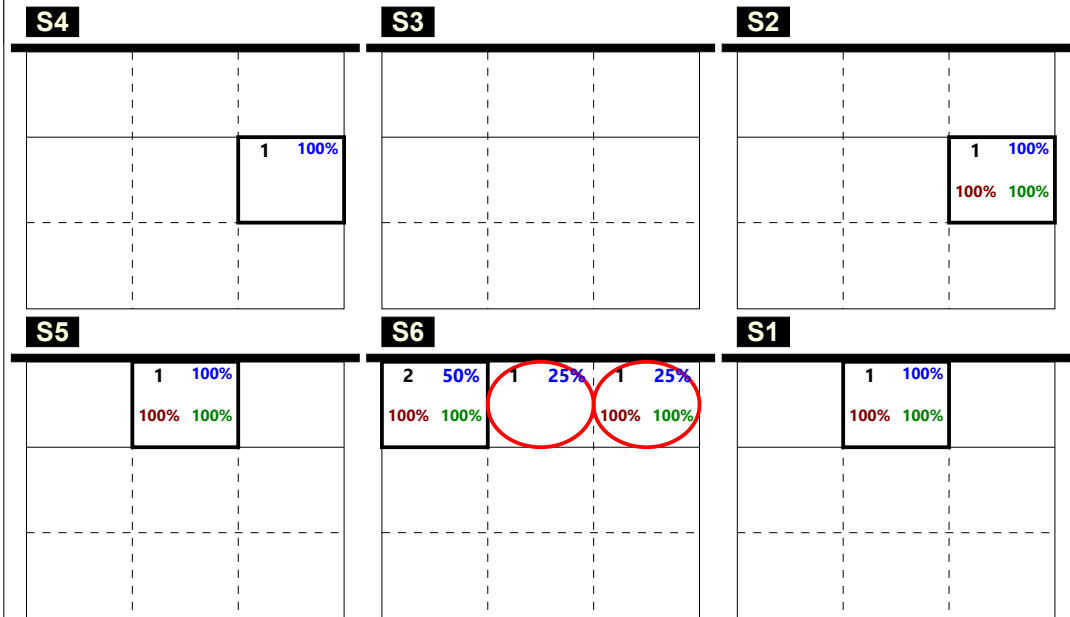
Zone Chart analysis



Total events Efficiency % Total events % Events # in %

Ricezione buona del martello 1^ linea


Zone Chart analysis



Total events Efficiency % Total events % Events # in %

Ricezione buona del martello 2^ linea

Zone Chart analysis



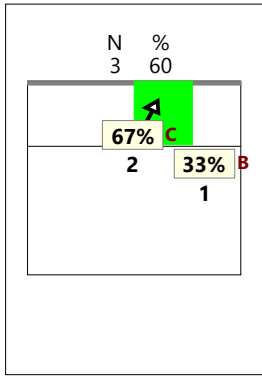
Total events Efficiency % Total events % Events # in %

Ricezione buona del centrale


Print Composition - 48 - Distribuzione in contrattacco

SLOVAKIA	1	14	25	14	23	76	06/24/2016	World League	Pool D2
NETHERLANDS 2016	3	25	21	25	25	96	17.00.00	Bratislava(Slovakia)	


**Chiamata 1 (K1 + KH)**




**Chiamata 7 (K7 + KX)**




**Chiamata 2 (K2 + KW)**



**Chiamata CC (KD + KJ)**



**Verso 2**



**Verso 4**



**Staccata**

