

## Worksheet - 01 - Formazioni iniziali e rotazioni di partenza

Cuba (2016 WL)	1	19	23	25	22			89	06/23/2016	World League	Pool D2
SLOVAKIA 2016	3	25	25	22	25			97	20.00.00	Bratislava(Slovakia)	

### Formazioni iniziali e rotazioni di partenza

#### Formazioni iniziali

Giocatore	Set gi	Titolar	Alzat	1° ma	2° ce	Oppo	2° ma	1° ce	Batt. M	Batt. Q	Rice	Att
Cuba (2016 WL)	4	24	4	4	4	4	4	4	20	70	73	88
7 Garcia Alvarez	4	.	.	.	.	.	.	.	0	0	28	0
2 Melgarejo Hernandez	3	.	.	.	.	.	.	.	0	0	3	0
4 Jimenez Scull	4	4	.	4	.	.	.	.	0	12	12	20
12 Alfonso Gavilan	4	.	.	.	.	.	.	.	0	7	0	0
14 Uriarte Mestre	4	4	.	.	.	.	4	.	0	15	21	24
8 Cepeda Abreu	3	2	.	.	.	2	.	.	0	8	7	13
9 Osoria Rodriguez	4	4	.	.	4	.	.	.	15	0	0	9
15 Albo Miranda	3	2	.	.	.	2	.	.	0	8	1	13
16 Sosa Sierra	4	4	.	.	.	.	.	4	0	10	0	8
3 Calvo Manzano	4	4	4	.	.	.	.	.	5	10	1	1

#### Rotazioni di partenza

Totale	Tutti i set	1. set	2. set	3. set	4. set	5. set
	1 1 .	. . .	. . .	1 1 .	. . .	. . .
	5 1 .	1 1 .	2 . .	. . .	2 . .	. . .
In battuta	Tutti i set	1. set	2. set	3. set	4. set	5. set
	1 . .	. . .	. . .	1 . .	. . .	. . .
	3 . .	1 . .	1 . .	. . .	1 . .	. . .
In ricezione	Tutti i set	1. set	2. set	3. set	4. set	5. set
	. 1 .	. . .	. . .	. 1 .	. . .	. . .
	2 1 .	. 1 .	1 . .	. . .	1 . .	. . .

Worksheet - 07 - Battuta

Cuba (2016 WL)	1	19	23	25	22	89	06/23/2016	World League	Pool D2
SLOVAKIA 2016	3	25	25	22	25	97	20.00.00	Bratislava(Slovakia)	

BATTUTA TOTALE															
Nome	Totale	Ind.	(#)%	(/)%	(+)%	Pos%	Ace	Ace/	(!)%	(-)%	(=)%	(=)	Err./S	Err./A	
n.\$ Cuba (2016 WL)	90	35	6%	9%	14%	29%	5	1.3	18%	30%	23%	21	5.3	4.2	
n.2 2 Melgarejo Hernandez	.	0.0	---	---	---	---	.	0.0	---	---	---	.	0.0	---	
n.4 4 Jimenez Scull	12	36.0	8%	.	25%	33%	1	0.3	17%	33%	17%	2	0.5	2.0	
n.12 12 Alfonso Gavilan	7	29.0	.	.	29%	29%	.	0.0	.	57%	14%	1	0.3	---	
n.14 14 Uriarte Mestre	15	46.0	.	27%	27%	54%	.	0.0	13%	20%	13%	2	0.5	---	
n.8 8 Cepeda Abreu	8	27.0	.	12%	.	12%	.	0.0	25%	25%	38%	3	1.0	---	
n.15 15 Albo Miranda	8	36.0	12%	12%	.	24%	1	0.3	25%	12%	38%	3	1.0	3.0	
n.5 5 Concepcion Rojas	.	0.0	---	---	---	---	.	---	---	---	---	.	---	---	
n.9 9 Osoria Rodriguez	15	36.0	7%	.	20%	27%	1	0.3	20%	47%	7%	1	0.3	1.0	
n.16 16 Sosa Sierra	10	27.0	.	20%	.	20%	.	0.0	20%	10%	50%	5	1.3	---	
n.3 3 Calvo Manzano	15	33.0	13%	.	7%	20%	2	---	20%	33%	27%	4	---	2.0	
n.21 21 Goide Arredondo	.	0.0	---	---	---	---	.	---	---	---	---	.	---	---	

BATTUTA JUMP															
Nome	Totale	Ind.	(#)%	(/)%	(+)%	Pos%	Ace	Ace/	(!)%	(-)%	(=)%	Err.	Err./S	Err./A	
n.\$ Cuba (2016 WL)	60	35	0	10%	15%	25%	3	0.8	17%	28%	25%	15	3.8	5.0	
n.2 2 Melgarejo Hernandez	.	.	---	---	---	---	.	0.0	---	---	---	.	0.0	---	
n.4 4 Jimenez Scull	12	36	8%	.	25%	33%	1	0.3	17%	33%	17%	2	0.5	2.0	
n.12 12 Alfonso Gavilan	7	29	.	.	29%	29%	.	0.0	.	57%	14%	1	0.3	---	
n.14 14 Uriarte Mestre	15	46	.	27%	27%	54%	.	0.0	13%	20%	13%	2	0.5	---	
n.8 8 Cepeda Abreu	8	27	.	12%	.	12%	.	---	25%	25%	38%	3	---	---	
n.15 15 Albo Miranda	8	36	12%	12%	.	24%	1	---	25%	12%	38%	3	---	3.0	
n.5 5 Concepcion Rojas	.	.	---	---	---	---	.	---	---	---	---	.	---	---	
n.9 9 Osoria Rodriguez	.	.	---	---	---	---	.	0.0	---	---	---	.	0.0	---	
n.19 19 19???	.	.	---	---	---	---	.	---	---	---	---	.	---	---	
n.3 3 Calvo Manzano	10	25	10%	.	.	10%	1	0.3	20%	30%	40%	4	1.0	4.0	
n.21 21 Goide Arredondo	.	.	---	---	---	---	.	---	---	---	---	.	---	---	

BATTUTA FLOAT															
Nome	Totale	Ind.	(#)%	(/)%	(+)%	Pos%	Ace	Ace/	(!)%	(-)%	(=)%	Err.	Err./S	Err./A	
n.\$ Cuba (2016 WL)	20	39	0	0%	20%	20%	2	0.5	20%	45%	5%	1	0.3	0.5	
n.2 2 Melgarejo Hernandez	.	.	---	---	---	---	.	0.0	---	---	---	.	0.0	---	
n.4 4 Jimenez Scull	.	.	---	---	---	---	.	0.3	---	---	---	.	0.5	---	
n.12 12 Alfonso Gavilan	.	.	---	---	---	---	.	0.0	---	---	---	.	0.3	---	
n.14 14 Uriarte Mestre	.	.	---	---	---	---	.	0.0	---	---	---	.	0.5	---	

## Worksheet - 07 - Battuta

n.15	15 Albo Miranda	.	.	---	---	---	---	.	---	---	---	---	.	---	---
n.5	5 Concepcion Rojas	.	.	---	---	---	---	.	0.0	---	---	---	.	0.0	---
n.9	9 Osoria Rodriguez	<b>15</b>	36	7%	.	20%	27%	1	0.0	20%	47%	7%	1	0.0	1.0
n.16	16 Sosa Sierra	.	.	---	---	---	---	.	---	---	---	---	.	---	---
n.3	3 Calvo Manzano	<b>5</b>	48	20%	.	20%	40%	1	0.3	20%	40%	.	.	1.0	0.0
n.21	21 Goide Arredondo	.	.	---	---	---	---	.	---	---	---	---	.	---	---
- 66	66222														

Worksheet - 02 - Ricezione

Cuba (2016 WL)	1	19	23	25	22		89	06/23/2016	World League	Pool D2
SLOVAKIA 2016	3	25	25	22	25		97	20.00.00	Bratislava(Slovakia)	

Nome	RICEZIONE TOTALE									RICEZIONE JUMP						RICEZIONE FLOAT									
	Totale	Ind.	Pos%	(!)%	(/)%	(=)%	Err.	Err.%	Err./Set	Totale	Ind.	Pos%	(!)%	(/)%	(=)%	Err.%	Err./Set	Totale	Ind.	Pos%	(!)%	(/)%	(=)%	Err.%	Err./Set
Cuba (2016 WL)	71	48	27%	18%	11%	13%	17	24%	4.3	33	55	36%	30%	6%	12%	18%	1.5	38	42	18%	8%	16%	13%	29%	2.8
7 Garcia Alvarez	28	52	32%	21%	4%	14%	5	18%	1.3	17	55	36%	35%	.	18%	18%	0.8	11	48	27%	.	9%	9%	18%	0.5
2 Melgarejo	3	31	.	.	.	33%	1	33%	0.3	1	47	.	.	.	.	0.0		2	24	.	.	.	50%	50%	0.3
4 Jimenez Scull	12	42	8%	25%	25%	8%	4	33%	1.0	8	41	12%	25%	25%	12%	37%	0.8	4	43	.	25%	25%	.	25%	0.3
12 Alfonso Gavilan	.	.	---	---	(---)	(---)	.	---	0.0	.	.	---	---	(---)	(---)	---	0.0	.	.	---	---	(---)	(---)	---	0.0
14 Uriarte Mestre	21	45	29%	14%	19%	14%	7	33%	1.8	5	71	60%	40%	.	.	.	0.0	16	37	18%	6%	25%	19%	44%	1.8
8 Cepeda Abreu	7	62	43%	14%	.	.	.	.	0.0	2	77	100%	.	.	.	.	0.0	5	56	20%	20%	.	.	.	0.0
00???	.	.	---	---	((---))	((---))	.	---	0.0	.	.	---	---	((---))	((---))	---	0.0	.	.	---	---	((---))	((---))	---	0.0
00???	.	.	---	---	---	---	.	---	0.0	.	.	---	---	---	---	---	0.0	.	.	---	---	---	---	---	0.0

Nome	RICEZIONE JUMP									RICEZIONE FLOAT																				
	Sx			Cx			Dx			Alto			Basso			Sx			Cx			Dx			Alto			Basso		
	Totale	Pos%	Err.%	Totale	Pos%	Err.%	Totale	Pos%	Err.%	Totale	Pos%	Err.%	Totale	Pos%	Err.%	Totale	Pos%	Err.%	Totale	Pos%	Err.%	Totale	Pos%	Err.%	Totale	Pos%	Err.%	Totale	Pos%	Err.%
7 Garcia Alvarez	3	.	33%	8	76%	.	3	.	.	.	---	---	2	.	50%	3	.	33%	5	20%	20%	.	---	---	1	.	.	2	100%	.
2 Melgarejo	.	---	---	1	.	.	.	---	---	.	---	---	.	---	---	.	---	---	1	.	.	.	---	---	.	---	---	.	---	---
4 Jimenez Scull	.	---	---	3	33%	33%	1	.	.	.	---	---	3	.	33%	1	.	100%	3	.	.	.	---	---	.	---	---	.	---	---
12 Alfonso Gavilan	.	---	---	.	---	---	.	---	---	.	---	---	.	---	---	.	---	---	.	---	---	.	---	---	.	---	---	.	---	---
14 Uriarte Mestre	1	.	.	3	100%	.	1	.	.	.	---	---	.	---	---	3	.	66%	2	.	100%	4	.	50%	7	43%	14%	.	---	---
8 Cepeda Abreu	1	100%	.	1	100%	.	.	---	---	.	---	---	.	---	---	.	---	---	.	---	---	.	---	---	5	20%	.	.	---	---
00???	.	---	---	.	---	---	.	---	---	.	---	---	.	---	---	.	---	---	.	---	---	.	---	---	.	---	---	.	---	---

Worksheet - 03 - Attacco prima palla

Cuba (2016 WL)	1	19	23	25	22	89	06/23/2016	World League	Pool D2
SLOVAKIA 2016	3	25	25	22	25	97	20.00.00	Bratislava(Slovakia)	

ATTACCO PRIMA PALLA															
Nome	Tot.	Tot.%	Eff.%	(+)	(+)%	(#)	(#)%	(#)/S	pos.%	(/)	(/)%	(=)	(=)%	Err.%	Err./S
<b>Quick</b>	20	38%	0%	3	15%	7	35%	1.8	50%	4	20%	3	15%	35%	1.8
<b>Alta</b>	18	34%	33%	2	11%	7	39%	1.8	50%	0	0%	1	6%	6%	0.3
<b>Pipe/Schema</b>	4	8%	50%	0	0%	3	75%	0.8	75%	1	25%	0	0%	25%	0.3
<b>Primo tempo</b>	10	19%	30%	2	20%	5	50%	1.3	70%	2	20%	0	0%	20%	0.5
<b>Totale</b>	53	X	21%	7	13%	22	42%	5.5	---	7	13%	4	8%	21%	2.8

		Quick					Alta					Pipe/Schema					Primo tempo				
	Tot.	#	+	/	=	Tot.	#	+	/	=	Tot.	#	+	/	=	Tot.	#	+	/	=	
n.2 2 Melgarejo Hernandez	0	0	0	0	0	0	0	0	0	0	0	0	0	0	0	0	0	0	0	0	0
n.4 4 Jimenez Scull	14	5	1	2	0	4	2	1	0	0	2	1	0	1	0	0	0	0	0	0	0
n.1 12 Alfonso Gavilan	0	0	0	0	0	0	0	0	0	0	0	0	0	0	0	0	0	0	0	0	0
n.1 14 Uriarte Mestre	14	3	1	0	1	8	3	1	0	0	2	2	0	0	0	0	0	0	0	0	0
n.8 8 Cepeda Abreu	9	7	1	1	1	2	0	0	0	0	0	0	0	0	0	0	0	0	0	0	0
n.9 9 Osoria Rodriguez	6	0	0	0	0	0	0	0	0	0	0	0	0	0	0	6	2	1	2	0	0
n.1 15 Albo Miranda	6	2	0	1	0	4	2	0	0	1	0	0	0	0	0	0	0	0	0	0	0
n.5 5 Concepcion Rojas	0	0	0	0	0	0	0	0	0	0	0	0	0	0	0	0	0	0	0	0	0
n.1 16 Sosa Sierra	4	0	0	0	0	0	0	0	0	0	0	0	0	0	0	4	3	1	0	0	0
n.0 0 0222	0	0	0	0	0	0	0	0	0	0	0	0	0	0	0	0	0	0	0	0	0

ATTACCO PRIMA PALLA															Ricezione (#) e (+)					Ricezione (#)					Ricezione (+)					Ricezione (!)					Ricezione (-)				
Nome	Tot.	Tot.%	(#)	(#)%	(/)%	(=)%	Err.%	Tot.	Tot.%	(#)	(#)%	(/)%	(=)%	Err.%	Tot.	Tot.%	(#)	(#)%	(/)%	(=)%	Err.%	Tot.	Tot.%	(#)	(#)%	(/)%	(=)%	Err.%	Tot.	Tot.%	(#)	(#)%	(/)%	(=)%	Err.%				
Cuba (2016 WL)	20	100%	12	60%	15%	10%	25%	10	100%	8	80%	0%	20%	20%	10	100%	---	40%	30%	0%	30%	13	100%	5	38%	23%	8%	31%	21	100%	6	29%	5%	5%	10%				

Opposti															Ricezione (#) e (+)					Ricezione (#)					Ricezione (+)					Ricezione (!)					Ricezione (-)				
n.8 8 Cepeda Abreu	3	15%	0	0%	0%	33%	33%	1	10%	0	0%	0%	100%	100%	2	20%	---	0%	0%	0%	0%	4	31%	1	25%	25%	25%	50%	2	10%	0	0%	0%	0%	0%				
n.1 15 Albo Miranda	1	5%	0	0%	0%	100%	100%	1	10%	0	0%	0%	100%	100%	0	0%	---	---	---	---	---	1	8%	0	0%	0%	0%	0%	4	19%	2	50%	0%	25%	25%				

Martelli															Ricezione (#) e (+)					Ricezione (#)					Ricezione (+)					Ricezione (!)					Ricezione (-)				
n.2 2 Melgarejo Hernandez	0	0%	0	---	---	---	---	0	0%	0	---	---	---	---	0	0%	---	---	---	---	---	0	0%	0	---	---	---	---	0	0%	0	---	---	---	---				
n.4 4 Jimenez Scull	5	25%	4	80%	20%	0%	20%	2	20%	2	100%	0%	0%	0%	3	30%	---	67%	33%	0%	33%	7	54%	4	57%	29%	0%	29%	2	10%	0	0%	0%	0%					
n.1 12 Alfonso Gavilan	0	0%	0	---	---	---	---	0	0%	0	---	---	---	---	0	0%	---	---	---	---	---	0	0%	0	---	---	---	---	0	0%	0	---	---	---	---				
n.1 14 Uriarte Mestre	4	20%	3	75%	25%	0%	25%	1	10%	1	100%	0%	0%	0%	3	30%	---	67%	33%	0%	33%	1	8%	0	0%	0%	0%	9	43%	3	33%	0%	0%	0%					

Centrali															Ricezione (#) e (+)					Ricezione (#)					Ricezione (+)					Ricezione (!)					Ricezione (-)				
n.9 9 Osoria Rodriguez	2	10%	1	50%	50%	0%	50%	1	10%	1	100%	0%	0%	0%	1	10%	---	0%	100%	0%	100%	0	0%	0	---	---	---	---	4	19%	1	25%	25%	0%	25%				
n.5 5 Concepcion Rojas	0	0%	0	---	---	---	---	0	0%	0	---	---	---	---	0	0%	---	---	---	---	---	0	0%	0	---	---	---	---	0	0%	0	---	---	---	---				
n.1 16 Sosa Sierra	4	20%	3	75%	0%	0%	0%	3	30%	3	100%	0%	0%	0%	1	10%	---	0%	0%	0%	0%	0	0%	0	---	---	---	---	0	0%	0	---	---	---	---				

Alzatori															Ricezione (#) e (+)					Ricezione (#)					Ricezione (+)					Ricezione (!)					Ricezione (-)				
n.3 3 Calvo Manzano	1	2%	1	100%	0%	0%	0%	1	2%	1	100%	0%	0%	0%	0	0%	---	---	---	---	---	0	0%	0	---	---	---	---	0	0%	0	---	---	---	---				
n.2 21 Goide Arredondo	0	0%	0	---	---	---	---	0	0%	0	---	---	---	---	0	0%	---	---	---	---	---	0	0%	0	---	---	---	---	0	0%	0	---	---	---	---				

Worksheet - 04 - Tipo di attacco

Cuba (2016 WL)	1	19	23	25	22	89	06/23/2016	World League	Pool D2
SLOVAKIA 2016	3	25	25	22	25	97	20.00.00	Bratislava(Slovakia)	

Nome	UNO classica						C						DOPPIA C						SETTE classica						DUE											
	Tot.	(#)	(#)%	(/)%	(=)%	Eff.	Tot.	(#)	(#)%	(/)%	(=)%	Eff.	Tot.	(#)	(#)%	(/)%	(=)%	Eff.	Tot.	(#)	(#)%	(/)%	(=)%	Eff.	Tot.	(#)	(#)%	(/)%	(=)%	Eff.						
n.\$ Cuba (2016 WL)	1	1	100	0%	0%	100	1	1	100	0%	0%	100	1	1	100	0%	0%	100	2	1	50%	50%	0%	0%												
n.09 9 Osoria Rodriguez	1	1	100	0%	0%	100	1	1	100	0%	0%	100	0	0	(---)	(---)	(---)	(---)	1	0	0%	100	0%	-100												
n.5 5 Concepcion	0	0	(---)	(---)	(---)	(---)	0	0	(---)	(---)	(---)	(---)	0	0	(---)	(---)	(---)	(---)	0	0	0	(---)	(---)	(---)												
n.16 16 Sosa Sierra	0	0	(---)	(---)	(---)	(---)	0	0	(---)	(---)	(---)	(---)	1	1	100	0%	0%	(---)	1	1	(---)	0%	0%	(---)												
n.15 15 Albo Miranda	0	0	(---)	(---)	(---)	(---)	0	0	(---)	(---)	(---)	(---)	0	0	(---)	(---)	(---)	(---)	0	0	0	(---)	(---)	(---)												
Nome	UNO centro rete						SETTE centro rete						DUE centro rete																							
Nome	Tot.	(#)	(#)%	(/)%	(=)%	Eff.	Tot.	(#)	(#)%	(/)%	(=)%	Eff.	Tot.	(#)	(#)%	(/)%	(=)%	Eff.	Tot.	(#)	(#)%	(/)%	(=)%	Eff.	Tot.	(#)	(#)%	(/)%	(=)%	Eff.						
n.\$ Cuba (2016 WL)	4	2	50%	25%	0%	25%							2	1	50%	0%	0%	50%							2	1	50%	0%	0%	2%						
n.9 9 Osoria Rodriguez	1	1	100	0%	0%	100							2	1	50%	0%	0%	50%							0	0	(---)	(---)	(---)	(---)						
n.5 5 Concepcion	0	0	(---)	(---)	(---)	(---)							0	0	0	(---)	(---)	(---)							0	0	(---)	(---)	(---)	(---)						
n.16 16 Sosa Sierra	3	1	33%	33%	0%	0%							0	0	0	(---)	(---)	(---)							2	1	50%	0%	0%	2%						
n.15 15 Albo Miranda	0	0	(---)	(---)	(---)	(---)							0	0	0	(---)	(---)	(---)							0	0	(---)	(---)	(---)	(---)						
Nome	VICINO verso 4						LONTANO verso 4						DUE verso 4						VICINO verso 2						LONTANO verso 2						DUE verso 2					
Nome	Tot.	(#)	(#)%	(/)%	(=)%	Eff.	Tot.	(#)	(#)%	(/)%	(=)%	Eff.	Tot.	(#)	(#)%	(/)%	(=)%	Eff.	Tot.	(#)	(#)%	(/)%	(=)%	Eff.	Tot.	(#)	(#)%	(/)%	(=)%	Eff.						
n.\$ Cuba (2016 WL)	0	0	(---)	(---)	(---)	(---)	0	0	(---)	(---)	(---)	(---)	0	0	(---)	(---)	(---)	(---)	1	1	100	0%	0%	100	2	0	0%	50%	0%	-50%	0	0	(---)	(---)	(---)	(---)
n.9 9 Osoria Rodriguez	0	0	(---)	(---)	(---)	(---)	0	0	(---)	(---)	(---)	(---)	0	0	(---)	(---)	(---)	(---)	1	1	100	0%	0%	100	2	0	0%	50%	0%	-50%	0	0	(---)	(---)	(---)	(---)
n.5 5 Concepcion	0	0	(---)	(---)	(---)	(---)	0	0	(---)	(---)	(---)	(---)	0	0	(---)	(---)	(---)	(---)	0	0	0	(---)	(---)	(---)	0	0	(---)	(---)	(---)	(---)	0	0	(---)	(---)	(---)	(---)
n.16 16 Sosa Sierra	0	0	(---)	(---)	(---)	(---)	0	0	(---)	(---)	(---)	(---)	0	0	(---)	(---)	(---)	(---)	0	0	0	(---)	(---)	(---)	0	0	(---)	(---)	(---)	(---)	0	0	(---)	(---)	(---)	(---)
n.15 15 Albo Miranda	0	0	(---)	(---)	(---)	(---)	0	0	(---)	(---)	(---)	(---)	0	0	(---)	(---)	(---)	(---)	0	0	0	(---)	(---)	(---)	0	0	(---)	(---)	(---)	(---)	0	0	(---)	(---)	(---)	(---)
Nome	QUICK da 4						QUICK da 2						QUICK da 1						PIPE/SCHEMI						PALLA ALTA											
Nome	Tot.	(#)	(#)%	(/)%	(=)%	Eff.	Tot.	(#)	(#)%	(/)%	(=)%	Eff.	Tot.	(#)	(#)%	(/)%	(=)%	Eff.	Tot.	(#)	(#)%	(/)%	(=)%	Eff.	Tot.	(#)	(#)%	(/)%	(=)%	Eff.						
n.\$ Cuba (2016 WL)	16	7	44%	31%	12%	1%	10	2	20%	10%	30%	-20%	4	2	50%	0%	25%	25%	8	6	75%	12%	0%	63%	29	13	45%	3%	3%	39%						
n.2 2 Melgarejo Herna	0	0	(---)	(---)	(---)	(---)	0	0	(---)	(---)	(---)	(---)	0	0	(---)	(---)	(---)	(---)	0	0	(---)	(---)	(---)	(---)	0	0	(---)	(---)	(---)	(---)	0	0	(---)	(---)	(---)	(---)
n.4 4 Jimenez Scull	9	6	67%	22%	0%	45%	1	1	100	0%	0%	100	0	0	(---)	(---)	(---)	(---)	4	3	75%	25%	0%	50%	6	3	50%	0%	0%	50%						
n.12 12 Alfonso Gavilan	0	0	(---)	(---)	(---)	(---)	0	0	(---)	(---)	(---)	(---)	0	0	(---)	(---)	(---)	(---)	0	0	(---)	(---)	(---)	(---)	0	0	(---)	(---)	(---)	(---)	0	0	(---)	(---)	(---)	(---)
n.14 14 Uriarte Mestre	6	1	17%	33%	33%	-49%	0	0	(---)	(---)	(---)	(---)	0	0	(---)	(---)	(---)	(---)	4	3	75%	0%	0%	75%	12	4	33%	8%	0%	25%						
n.8 8 Cepeda Abreu	1	0	0%	100	0%	-100	5	0	0%	0%	40%	-40%	3	1	33%	0%	33%	0%	0	0	(---)	(---)	(---)	(---)	3	1	33%	0%	0%	33%						
n.15 15 Albo Miranda	0	0	(---)	(---)	(---)	(---)	4	1	25%	25%	25%	-25%	1	1	100	0%	0%	100	0	0	(---)	(---)	(---)	(---)	8	5	62%	0%	12%	50%						



Worksheet - 06 - Utilizzo attaccanti in CP per punteggio

Cuba (2016 WL)	1	19	23	25	22	89	06/23/2016	World League	Pool D2
SLOVAKIA 2016	3	25	25	22	25	97	20.00.00	Bratislava(Slovakia)	

Alzatore 10	-4 o peggio					-2 o -3					-1, paritf o +1					+2 o +3					+4 o meglio					-1, paritf o +1 da 24 in poi				
TOTALE																														
Nome	Att.	Distr.	Diff.	Di (%)	Err.%	Att.	Distr.	Diff.	Di (%)	Err.%	Att.	Distr.	Diff.	Di (%)	Err.%	Att.	Distr.	Diff.	Di (%)	Err.%	Att.	Distr.	Diff.	Di (%)	Err.%	Att.	Distr.	Diff.	Di (%)	Err.%
Cuba (2016 WL)	17	100%	0%	53%	18%	4	100%	0%	25%	50%	19	100%	0%	53%	27%	8	100%	0%	25%	12%	0	---	---	---	---	1	100%	0%	0%	0%
n.2 2 Melgarejo Herna	0	0%	-26%	---	---	0	0%	-2%	---	---	0	0%	-2%	---	---	0	0%	-2%	---	---	0	---	---	---	---	0	0%	-2%	---	---
n.4 4 Jimenez Scull	4	24%	24%	75%	25%	0	0%	-26%	---	---	7	37%	11%	71%	29%	3	38%	12%	0%	0%	0	---	---	---	---	0	0%	-26%	---	---
n.12 12 Alfonso Gavilan	0	0%	0%	---	---	0	0%	0%	---	---	0	0%	0%	---	---	0	0%	0%	---	---	0	---	---	---	---	0	0%	0%	---	---
n.14 14 Uriarte Mestre	4	24%	-2%	75%	0%	1	25%	-1%	0%	0%	4	21%	-5%	50%	25%	3	38%	12%	33%	0%	0	---	---	---	---	0	0%	-26%	---	---
n.8 8 Cepeda Abreu	4	24%	7%	25%	25%	1	25%	8%	0%	100%	2	11%	-6%	0%	50%	0	0%	-17%	---	---	0	---	---	---	---	0	0%	-17%	---	---
n.15 15 Albo Miranda	1	6%	-20%	0%	0%	1	25%	14%	100%	0%	1	5%	-6%	0%	100%	1	12%	1%	0%	100%	0	---	---	---	---	0	0%	-11%	---	---
n.5 5 Concepcion	0	0%	0%	---	---	0	0%	0%	---	---	0	0%	0%	---	---	0	0%	0%	---	---	0	---	---	---	---	0	0%	-17%	---	---
n.9 9 Osoria Rodriguez	2	12%	1%	0%	50%	1	25%	14%	0%	100%	3	16%	5%	67%	0%	0	0%	-11%	---	---	0	---	---	---	---	1	100%	89%	0%	0%
n.16 16 Sosa Sierra	1	6%	6%	100%	0%	0	0%	-7%	---	---	2	11%	3%	50%	0%	1	12%	5%	100%	0%	0	---	---	---	---	0	0%	-7%	---	---
RICEZIONE # +																														
Nome	Att.	Distr.	Diff.	Di (%)	Err.%	Att.	Distr.	Diff.	Di (%)	Err.%	Att.	Distr.	Diff.	Di (%)	Err.%	Att.	Distr.	Diff.	Di (%)	Err.%	Att.	Distr.	Diff.	Di (%)	Err.%	Att.	Distr.	Diff.	Di (%)	Err.%
Cuba (2016 WL)	9	100%	0%	56%	22%	0	---	---	---	---	9	100%	0%	56%	33%	2	100%	0%	100%	0%	0	---	---	---	---	0	---	---	---	---
n.2 2 Melgarejo Herna	0	0%	-26%	---	---	0	---	---	---	---	0	0%	-2%	---	---	0	0%	-2%	---	---	0	---	---	---	---	0	---	---	---	---
n.4 4 Jimenez Scull	3	33%	7%	67%	---	0	---	---	---	---	2	22%	-4%	---	---	0	0%	-26%	---	---	0	---	---	---	---	0	---	---	---	---
n.12 12 Alfonso Gavilan	0	0%	0%	---	---	0	---	---	---	---	0	0%	0%	---	---	0	0%	0%	---	---	0	---	---	---	---	0	---	---	---	---
n.14 14 Uriarte Mestre	1	11%	-15%	---	---	0	---	---	---	---	2	22%	-4%	50%	50%	1	50%	24%	---	---	0	---	---	---	---	0	---	---	---	---
n.8 8 Cepeda Abreu	2	22%	6%	---	---	0	---	---	---	---	1	11%	-6%	---	---	0	0%	-17%	---	---	0	---	---	---	---	0	---	---	---	---
n.15 15 Albo Miranda	0	0%	-11%	---	---	0	---	---	---	---	1	11%	0%	---	---	0	0%	-11%	---	---	0	---	---	---	---	0	---	---	---	---
n.5 5 Concepcion	0	0%	0%	---	---	0	---	---	---	---	0	0%	0%	---	---	0	0%	0%	---	---	0	---	---	---	---	0	---	---	---	---
n.9 9 Osoria Rodriguez	1	11%	0%	---	---	0	---	---	---	---	1	11%	0%	---	---	0	0%	-11%	---	---	0	---	---	---	---	0	---	---	---	---
n.16 16 Sosa Sierra	1	11%	11%	---	---	0	---	---	---	---	1	11%	11%	---	---	1	50%	50%	---	---	0	---	---	---	---	0	---	---	---	---
RICEZIONE !																														
Nome	Att.	Distr.	Diff.	Di (%)	Err.%	Att.	Distr.	Diff.	Di (%)	Err.%	Att.	Distr.	Diff.	Di (%)	Err.%	Att.	Distr.	Diff.	Di (%)	Err.%	Att.	Distr.	Diff.	Di (%)	Err.%	Att.	Distr.	Diff.	Di (%)	Err.%
Cuba (2016 WL)	4	100%	0%	50%	25%	1	100%	0%	0%	100%	6	100%	0%	50%	33%	2	100%	0%	0%	0%	0	---	---	---	---	0	---	---	---	---
n.2 2 Melgarejo Herna	0	0%	-2%	---	---	0	0%	-2%	---	---	0	0%	-2%	---	---	0	0%	-2%	---	---	0	---	---	---	---	0	---	---	---	---
n.4 4 Jimenez Scull	1	25%	-1%	100%	0%	0	0%	-26%	---	---	5	83%	57%	60%	40%	1	50%	24%	0%	0%	0	---	---	---	---	0	---	---	---	---
n.12 12 Alfonso Gavilan	0	0%	0%	---	---	0	0%	0%	---	---	0	0%	0%	---	---	0	0%	0%	---	---	0	---	---	---	---	0	---	---	---	---
n.14 14 Uriarte Mestre	0	0%	-26%	---	---	0	0%	-26%	---	---	0	0%	-26%	---	---	1	50%	24%	0%	0%	0	---	---	---	---	0	---	---	---	---
n.8 8 Cepeda Abreu	2	50%	33%	50%	50%	1	100%	83%	0%	100%	1	17%	0%	0%	0%	0	0%	-17%	---	---	0	---	---	---	---	0	---	---	---	---
n.15 15 Albo Miranda	1	25%	14%	0%	0%	0	0%	-11%	---	---	0	0%	-11%	---	---	0	0%	-11%	---	---	0	---	---	---	---	0	---	---	---	---
n.5 5 Concepcion	0	0%	0%	---	---	0	0%	0%	---	---	0	0%	0%	---	---	0	0%	0%	---	---	0	---	---	---	---	0	---	---	---	---
n.9 9 Osoria Rodriguez	0	0%	-11%	---	---	0	0%	-11%	---	---	0	0%	-11%	---	---	0	0%	-11%	---	---	0	---	---	---	---	0	---	---	---	---
n.16 16 Sosa Sierra	0	0%	-7%	---	---	0	0%	-7%	---	---	0	0%	-7%	---	---	0	0%	-7%	---	---	0	---	---	---	---	0	---	---	---	---



### Worksheet - 06 - Utilizzo attaccanti in CP per punteggio

RICEZIONE -																														
Nome	Att.	Distr.	Diff.	Di (%)	Err.%	Att.	Distr.	Diff.	Di (%)	Err.%	Att.	Distr.	Diff.	Di (%)	Err.%	Att.	Distr.	Diff.	Di (%)	Err.%	Att.	Distr.	Diff.	Di (%)	Err.%					
Cuba (2016 WL)	4	100%	0%	50%	0%	3	100%	0%	33%	33%	4	100%	0%	50%	0%	4	100%	0%	0%	25%	0	---	---	---	---	1	100%	0%	0%	0%
n.02 2 Melgarejo Herna	0	0%	0%	---	---	0	---	---	---	---	0	---	---	---	---	0	---	---	---	---	0	---	---	---	---	0	---	---	---	---
n.4 4 Jimenez Scull	0	0%	-26%	---	---	0	0%	-26%	---	---	0	0%	-26%	---	---	2	50%	24%	0%	0%	0	---	---	---	---	0	0%	-17%	---	---
n.12 12 Alfonso Gavilan	0	0%	0%	---	---	0	0%	0%	---	---	0	0%	0%	---	---	0	0%	0%	---	---	0	---	---	---	---	0	0%	-17%	---	---
n.14 14 Uriarte Mestre	3	75%	49%	67%	0%	1	33%	7%	0%	0%	2	50%	24%	50%	0%	1	25%	-1%	0%	0%	0	---	---	---	---	0	0%	-26%	---	---
n.8 8 Cepeda Abreu	0	0%	-17%	---	---	0	0%	-17%	---	---	0	0%	-17%	---	---	0	0%	-17%	---	---	0	---	---	---	---	0	0%	-17%	---	---
n.15 15 Albo Miranda	0	0%	-11%	---	---	1	33%	22%	100%	0%	0	0%	-11%	---	---	1	25%	14%	0%	100%	0	---	---	---	---	0	0%	-11%	---	---
n.5 5 Concepcion	0	0%	0%	---	---	0	0%	0%	---	---	0	0%	0%	---	---	0	0%	0%	---	---	0	---	---	---	---	0	0%	0%	---	---
n.9 9 Osoria Rodriguez	1	25%	14%	0%	0%	1	33%	22%	0%	100%	2	50%	39%	50%	0%	0	0%	-11%	---	---	0	---	---	---	---	1	100%	89%	0%	0%
n.16 16 Sosa Sierra	0	0%	-7%	---	---	0	0%	-7%	---	---	0	0%	-7%	---	---	0	0%	-7%	---	---	0	---	---	---	---	0	0%	-7%	---	---

### Worksheet - 08 - Muro per tipo di attacco e base

Cuba (2016 WL)	1	19	23	25	22			89	06/23/2016	World League	Pool D2
SLOVAKIA 2016	3	25	25	22	25			97	20.00.00	Bratislava(Slovakia)	

#### MURO per tipo di attacco

Tipo di attacco	Att.	Muri	#	(+)	(!)	(-)	(=)	Tutte le uscite							FRONT							CENTER							BACK						
								Att.	Muri	#	(+)	(!)	(-)	(=)	Att.	Muri	#	(+)	(!)	(-)	(=)	Att.	Muri	#	(+)	(!)	(-)	(=)	Att.	Muri	#	(+)	(!)	(-)	(=)
<b>Alta</b>	22	11	9%	5%	5%	5%	23%																												
<b>Pipe/Schema</b>	1	0	0%	0%	0%	0%	0%																												
<b>Primo tempo</b>	10	2	10%	0%	0%	0%	10%																												
<b>Quick</b>	49	27	16%	4%	6%	4%	24%																												
<b>Altro</b>	8	0	0%	0%	0%	0%	0%																												
<b>Totale</b>	90	40	12%	3%	4%	3%	20%																												

#### DETTAGLIO MURO su palla QUICK

	Att.	Muri	#	(+)	(!)	(-)	(=)	Tutte le uscite							FRONT							CENTER							BACK						
								Att.	Muri	#	(+)	(!)	(-)	(=)	Att.	Muri	#	(+)	(!)	(-)	(=)	Att.	Muri	#	(+)	(!)	(-)	(=)	Att.	Muri	#	(+)	(!)	(-)	(=)
---- X5	33	18	12%	6%	6%	6%	24%																												
---- X6	12	7	25%	0%	8%	0%	25%																												
---- X8	4	2	25%	0%	0%	0%	25%																												
<b>Totale</b>	49	27	16%	4%	6%	4%	24%																												

#### MURO per qualif della ricezione

Ricezione	Att.	Muri	#	(+)	(!)	(-)	(=)	Tutte le uscite							FRONT							CENTER							BACK						
								Att.	Muri	#	(+)	(!)	(-)	(=)	Att.	Muri	#	(+)	(!)	(-)	(=)	Att.	Muri	#	(+)	(!)	(-)	(=)	Att.	Muri	#	(+)	(!)	(-)	(=)
<b>Rice #</b>	13	6	23%	8%	8%	0%	8%																												
<b>Rice +</b>	14	7	7%	0%	0%	7%	36%																												
<b>Rice !</b>	15	7	7%	0%	7%	7%	27%																												
<b>Rice -</b>	13	7	15%	8%	0%	0%	23%																												
<b>Totale</b>	55	27	13%	4%	4%	4%	24%																												

#### DETTAGLIO MURO su ricezione -

Ricezione	Att.	Muri	#	(+)	(!)	(-)	(=)
---- Rice - (no alta)	2	1	50%	0%	0%	0%	0%
---- Rice - alta)	11	6	9%	9%	0%	0%	27%
<b>Totale</b>	13	7	15%	8%	0%	0%	23%

Worksheet - 09 - Attacco totale e Contrattacco

Cuba (2016 WL)	1	19	23	25	22	89	06/23/2016	World League	Pool D2
SLOVAKIA 2016	3	25	25	22	25	97	20.00.00	Bratislava(Slovakia)	

ATTACCO TOTALE																
Nome	Tot.	Tot.%	Eff.%	(+)	(+)%	(#)	(#)%	(#)/S	pos.%	(/)	(/)%	(=)	(=)%	Err.%	Err./S	
<b>Quick</b>	30	34%	-3%	3	10%	11	37%	2.8	47%	6	20%	6	20%	40%	3.0	
<b>Alta</b>	29	33%	38%	3	10%	13	45%	3.3	55%	1	3%	1	3%	7%	0.5	
<b>Pipe/Schema</b>	8	9%	62%	1	12%	6	75%	1.5	88%	1	12%	0	0%	12%	0.3	
<b>Primo tempo</b>	16	18%	38%	3	19%	9	56%	2.3	75%	3	19%	0	0%	19%	0.8	
<b>Totale</b>	87	X	25%	12	14%	40	46%	10.0	---	11	13%	7	8%	21%	4.5	
n.2 2 Melgarejo Hernandez	0	0%	0%	0	((---	0	((---	0.0	---	0	((---	0	((---	((---	---	
n.4 4 Jimenez Scull	20	23%	50%	2	10%	13	65%	3.3	75%	3	15%	0	0%	15%	3.8	
n.1 12 Alfonso Gavilan	0	0%	0%	0	((---	0	((---	0.0	---	0	((---	0	((---	((---	---	
n.1 14 Uriarte Mestre	24	28%	12%	3	12%	8	33%	2.0	45%	3	12%	2	8%	20%	5.0	
n.8 8 Cepeda Abreu	13	15%	-8%	1	8%	3	23%	1.0	31%	1	8%	3	23%	31%	10.3	
n.1 15 Albo Miranda	13	15%	31%	2	15%	7	54%	2.3	69%	1	8%	2	15%	23%	7.7	
n.5 5 Concepcion Rojas	0	0%	0%	0	((---	0	((---	---	---	0	((---	0	((---	((---	---	
n.9 9 Osoria Rodriguez	9	10%	33%	1	11%	5	56%	1.3	67%	2	22%	0	0%	22%	5.5	
n.1 16 Sosa Sierra	8	9%	38%	3	38%	4	50%	1.0	88%	1	12%	0	0%	12%	3.0	

Quick					Alta					Pipe/Schema					Primo tempo				
Tot.	#	+	/	=	Tot.	#	+	/	=	Tot.	#	+	/	=	Tot.	#	+	/	=
0	0	0	0	0	0	0	0	0	0	0	0	0	0	0	0	0	0	0	0
10	7	1	2	0	6	3	1	0	0	4	3	0	1	0	0	0	0	0	0
0	0	0	0	0	0	0	0	0	0	0	0	0	0	0	0	0	0	0	0
6	1	0	2	2	12	4	1	1	0	4	3	1	0	0	0	0	0	0	0
9	1	1	1	3	3	1	0	0	0	0	0	0	0	0	0	0	0	0	0
5	2	1	1	1	8	5	1	0	1	0	0	0	0	0	0	0	0	0	0
0	0	0	0	0	0	0	0	0	0	0	0	0	0	0	0	0	0	0	0
0	0	0	0	0	0	0	0	0	0	0	0	0	0	0	9	5	1	2	0
0	0	0	0	0	0	0	0	0	0	0	0	0	0	0	7	4	2	1	0

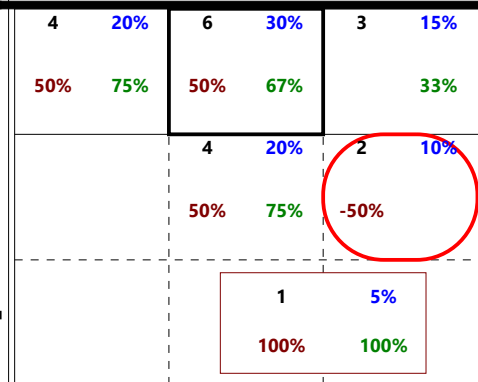
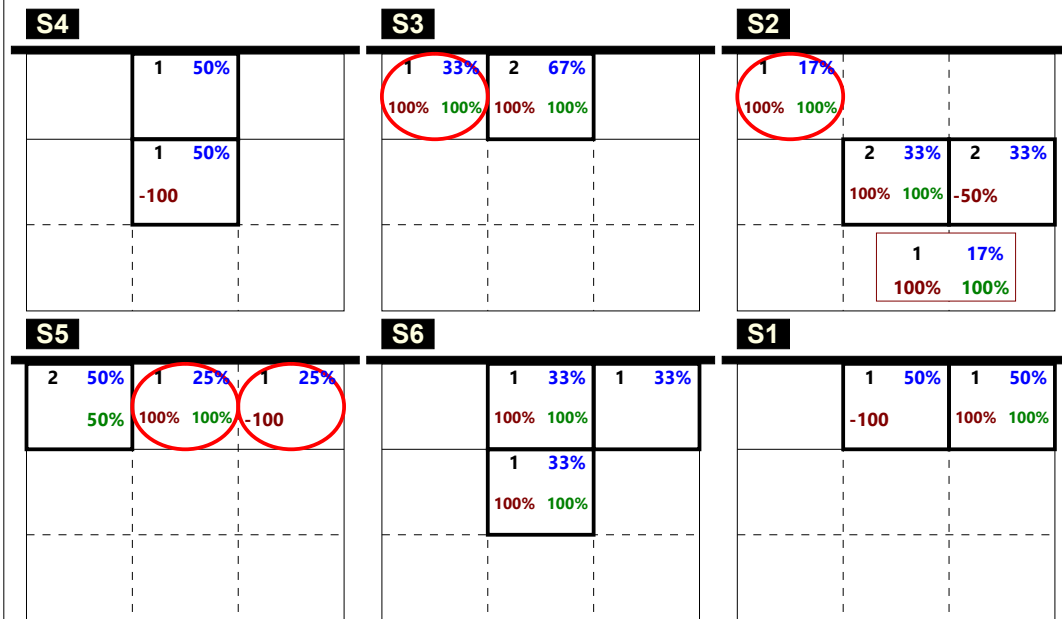
CONTRATTACCO																
Nome	Tot.	Tot.%	Eff.%	(+)	(+)%	(#)	(#)%	(#)/S	pos.%	(/)	(/)%	(=)	(=)%	Err.%	Err./S	
<b>Quick</b>	12	30%	8%	0	0%	6	50%	1.5	50%	2	17%	3	25%	42%	1.3	
<b>Alta</b>	13	32%	46%	1	8%	7	54%	1.8	62%	1	8%	0	0%	8%	0.3	
<b>Pipe/Schema</b>	6	15%	83%	1	17%	5	83%	1.3	100%	0	0%	0	0%	0%	0.0	
<b>Primo tempo</b>	6	15%	50%	1	17%	4	67%	1.0	83%	1	17%	0	0%	17%	0.3	
<b>Totale</b>	40	X	40%	5	12%	23	57%	5.8	---	4	10%	3	8%	18%	1.8	
n.0 2 Melgarejo Hernandez	0	5%	0%	0	((---	0	((---	0.0	---	0	((---	0	((---	((---	---	
n.4 4 Jimenez Scull	6	18%	83%	0	0%	5	83%	1.3	83%	0	0%	0	0%	0%	0.0	
n.1 12 Alfonso Gavilan	0	0%	0%	0	((---	0	((---	0.0	---	0	((---	0	((---	((---	---	
n.1 14 Uriarte Mestre	10	18%	-20%	2	20%	2	20%	0.5	40%	2	20%	2	20%	40%	10.0	
n.8 8 Cepeda Abreu	4	5%	25%	0	0%	2	50%	0.7	50%	0	0%	1	25%	25%	8.3	
n.1 15 Albo Miranda	7	8%	57%	1	14%	5	71%	1.7	85%	1	14%	0	0%	14%	4.7	
n.5 5 Concepcion Rojas	0	0%	0%	0	((---	0	((---	---	---	0	((---	0	((---	((---	---	
n.9 9 Osoria Rodriguez	3	8%	100%	0	0%	3	100%	0.8	100%	0	0%	0	0%	20%	5.0	
n.1 16 Sosa Sierra	4	2%	0%	2	50%	1	25%	0.3	75%	1	25%	0	0%	25%	6.3	

Quick					Alta					Pipe/Schema					Primo tempo				
Tot.	#	+	/	=	Tot.	#	+	/	=	Tot.	#	+	/	=	Tot.	#	+	/	=
0	0	0	0	0	0	0	0	0	0	0	0	0	0	0	0	0	0	0	0
2	2	0	0	0	2	1	0	0	0	2	2	0	0	0	0	0	0	0	0
0	0	0	0	0	0	0	0	0	0	0	0	0	0	0	0	0	0	0	0
3	0	0	1	2	4	1	0	1	0	2	1	1	0	0	0	0	0	0	0
2	0	0	0	1	1	1	0	0	0	0	0	0	0	0	0	0	0	0	0
3	2	0	1	0	4	3	1	0	0	0	0	0	0	0	0	0	0	0	0
0	0	0	0	0	0	0	0	0	0	0	0	0	0	0	0	0	0	0	0
0	0	0	0	0	0	0	0	0	0	0	0	0	0	0	3	3	0	0	0
0	0	0	0	0	0	0	0	0	0	0	0	0	0	0	3	1	1	1	0

# Print Composition - P12 - 10 - Distribuzione 1

Cuba (2016 WL)	1	19	23	25	22	89	06/23/2016	World League	Pool D2
SLOVAKIA 2016	3	25	25	22	25	97	20.00.00	Bratislava(Slovakia)	

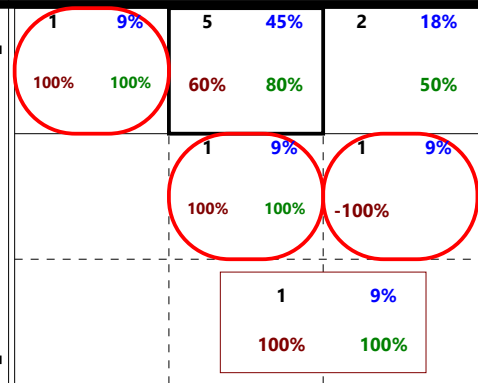

## Zone Chart analysis



Total events    Total events %  
Efficiency %    Events # in %

### DISTRIBUZIONE RICEZIONE #,+

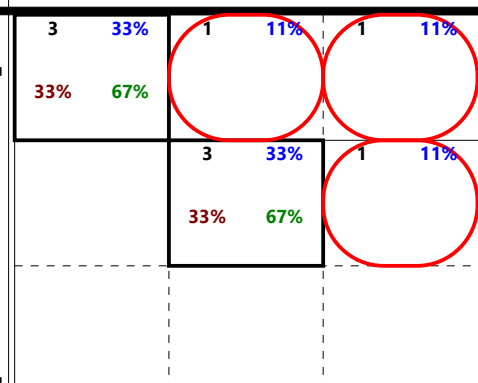
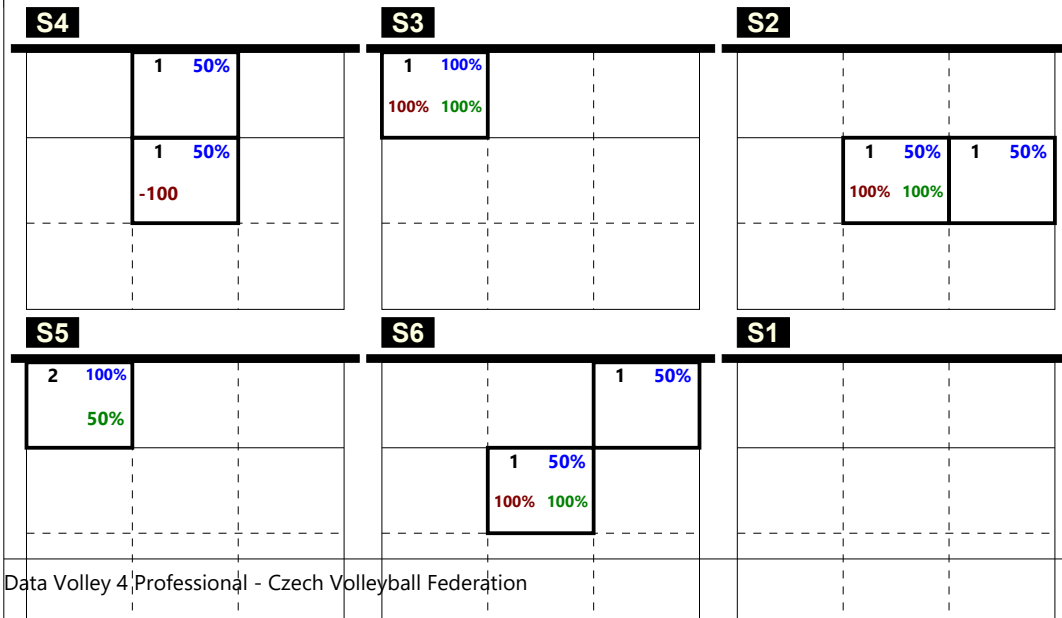
## Zone Chart analysis



Total events    Total events %  
Efficiency %    Events # in %

### DISTRIBUZIONE RICEZIONE #

## Zone Chart analysis



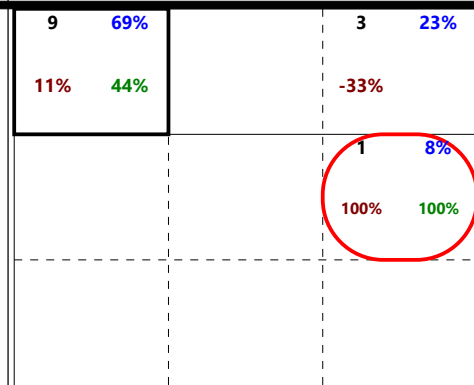
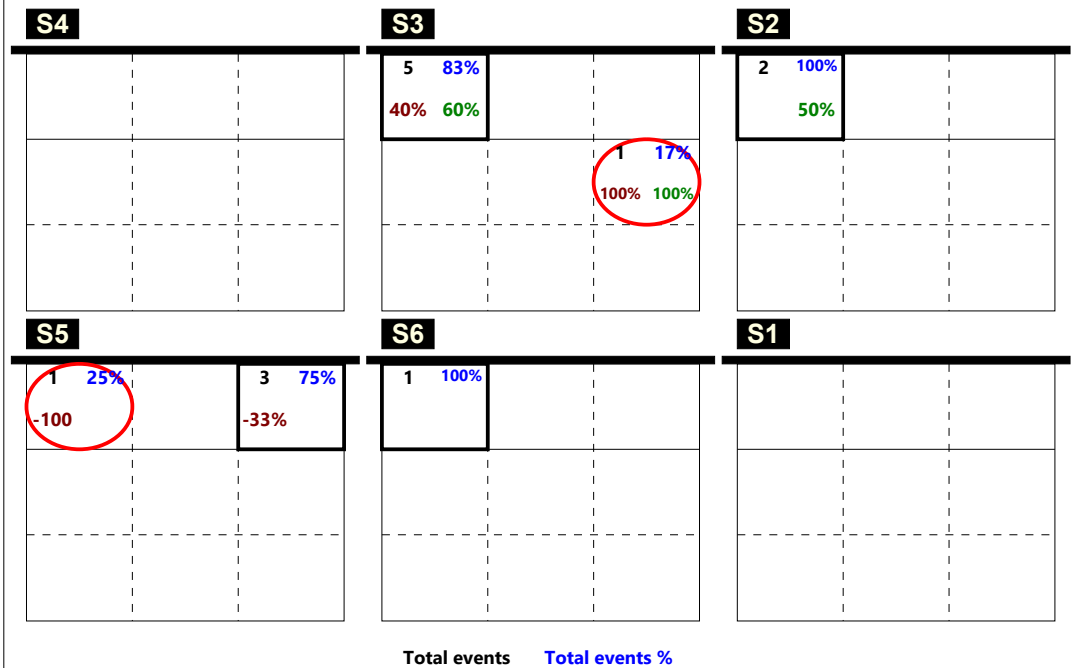
Total events    Total events %  
Efficiency %    Events # in %

### DISTRIBUZIONE R +

Print Composition - P12 - 11 - Distribuzione 2

Cuba (2016 WL)	1	19	23	25	22	89	06/23/2016	World League	Pool D2
SLOVAKIA 2016	3	25	25	22	25	97	20.00.00	Bratislava(Slovakia)	

Zone Chart analysis


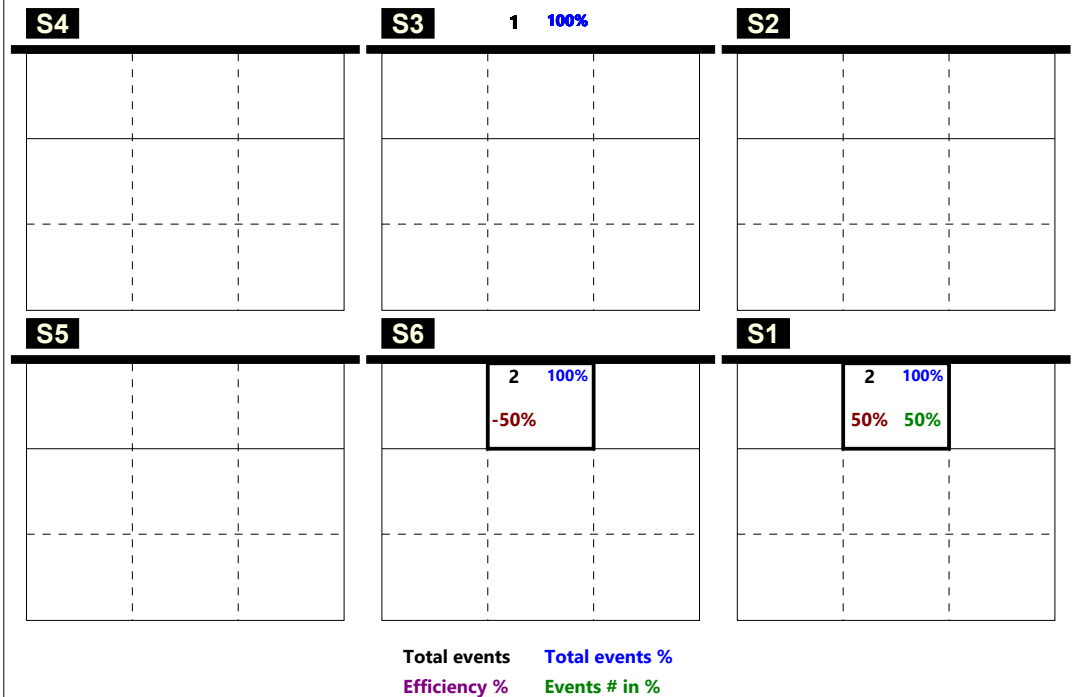


Total events    Total events %  
Efficiency %    Events # in %

**DISTRIBUZIONE RICEZIONE !**

Total events    Total events %  
Efficiency %    Events # in %

Zone Chart analysis



Total events    Total events %  
Efficiency %    Events # in %

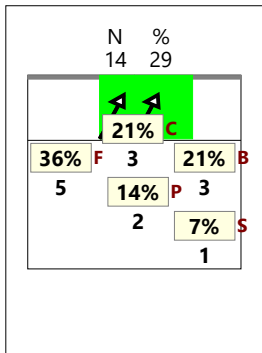
**DISTRIBUZIONE RICEZIONE -**

Total events    Total events %  
Efficiency %    Events # in %

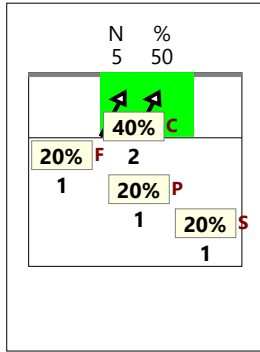
Cuba (2016 WL)	1	19	23	25	22	89	06/23/2016	World League	Pool D2
SLOVAKIA 2016	3	25	25	22	25	97	20.00.00	Bratislava(Slovakia)	

### CHIAMATA 1 totale (K1 + KH)

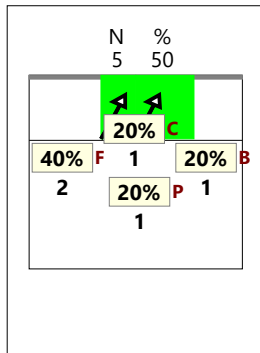
#### TOTALE



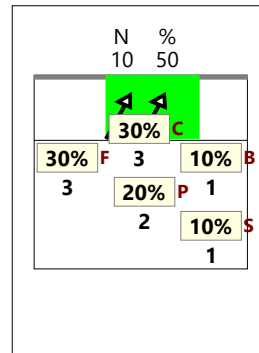
#### RICEZIONE #



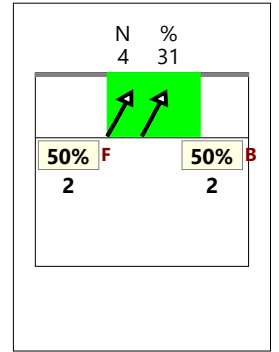
#### RICEZIONE +



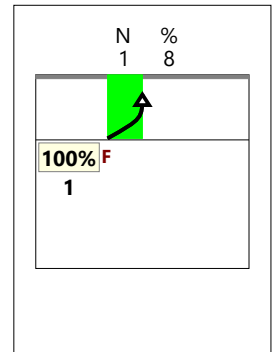


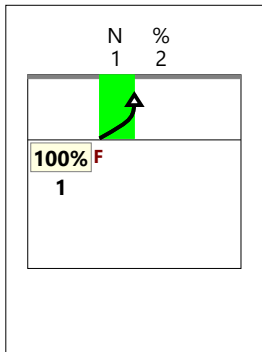
#### RICEZIONE # +




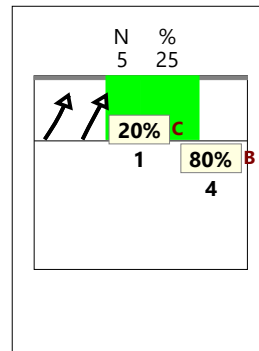
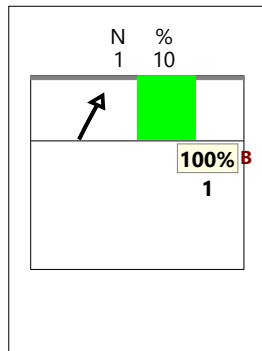
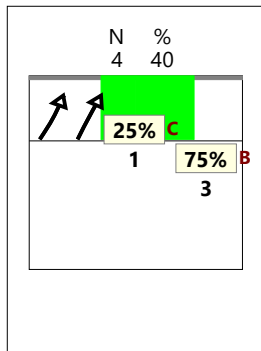
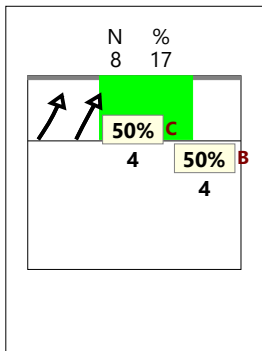
#### RICEZIONE !




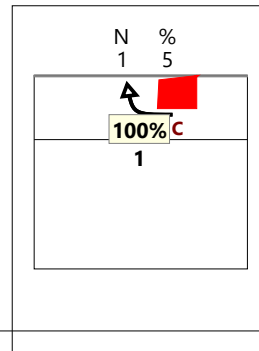

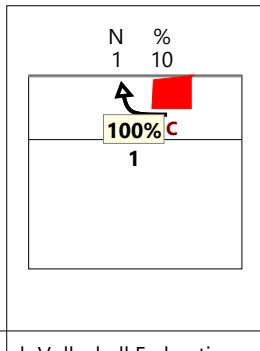
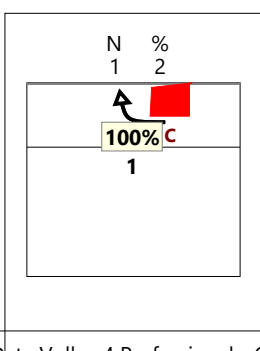
### CHIAMATA 2 totale (K2 + KW)



### CHIAMATA 7 totale (K7 + KX)



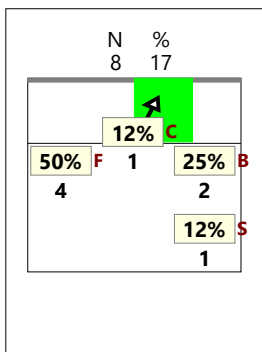
### CHIAMATA CC totale (KD + KJ)



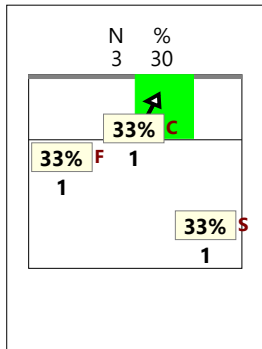
Cuba (2016 WL)	1	19	23	25	22	89	06/23/2016	World League	Pool D2
SLOVAKIA 2016	3	25	25	22	25	97	20.00.00	Bratislava(Slovakia)	

### CHIAMATA 1 classica (K1)

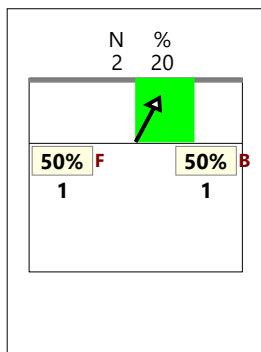
#### TOTALE



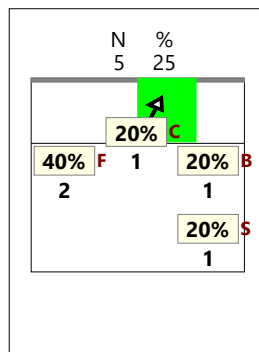
#### RICEZIONE #



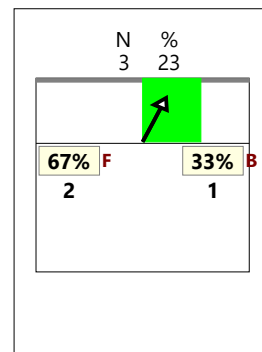
#### RICEZIONE +




#### RICEZIONE # +



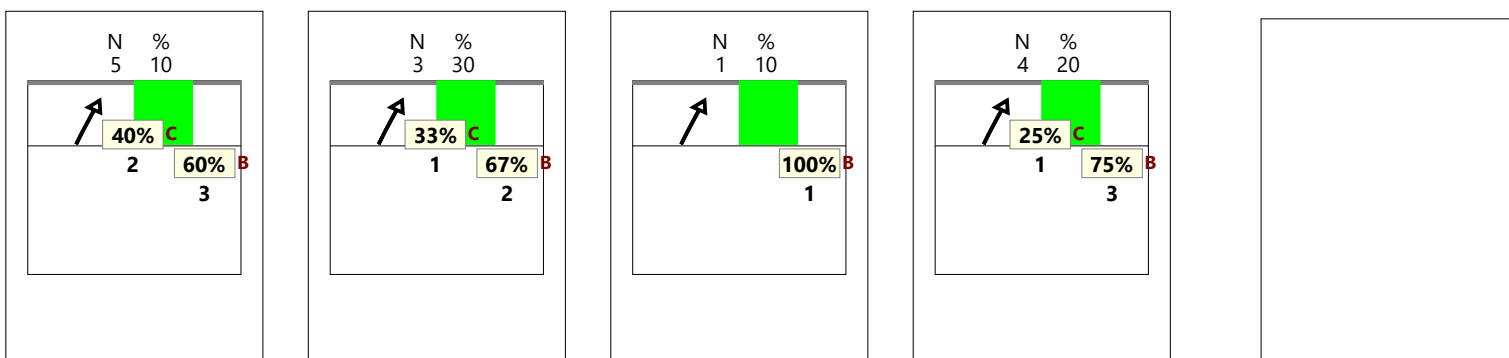
#### RICEZIONE !




### CHIAMATA 2 classica (K2)



### CHIAMATA 7 classica (K7)



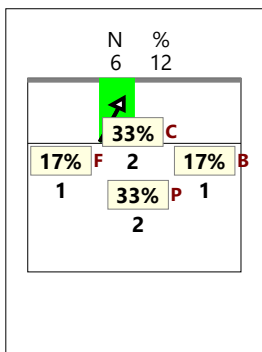
### CHIAMATA CC classica (KD)



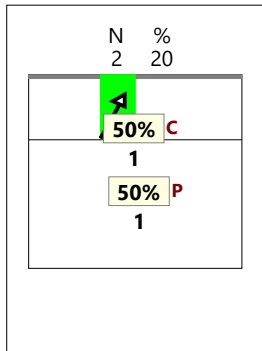
Cuba (2016 WL)	1	19	23	25	22	89	06/23/2016	World League	Pool D2
SLOVAKIA 2016	3	25	25	22	25	97	20.00.00	Bratislava(Slovakia)	

### CHIAMATA 1 Centro rete (KH)

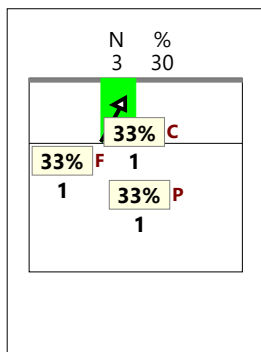
#### TOTALE



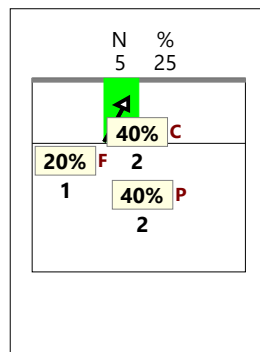
#### RICEZIONE #



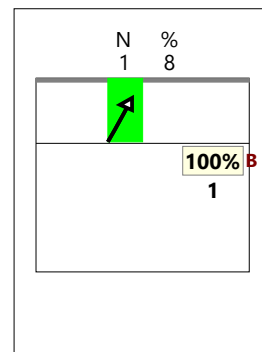
#### RICEZIONE +



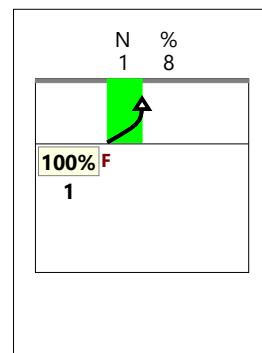


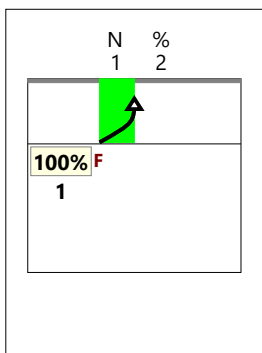
#### RICEZIONE # +








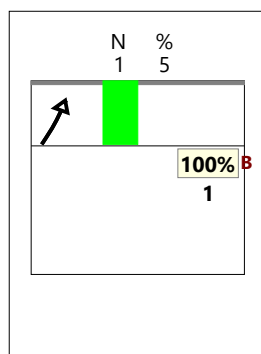

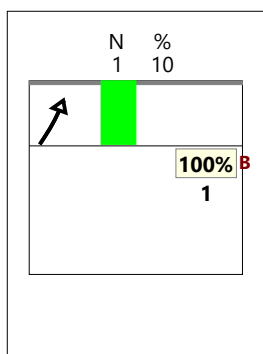
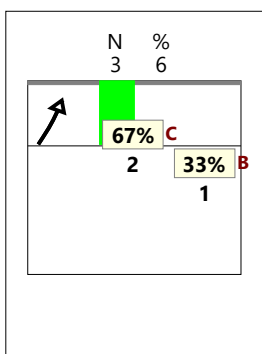
#### RICEZIONE !



### CHIAMATA 2 Centro rete (KW)



### CHIAMATA 7 Centro rete (KX)




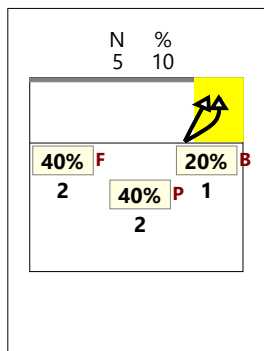


Cuba (2016 WL)	1	19	23	25	22	89	06/23/2016	World League	Pool D2
SLOVAKIA 2016	3	25	25	22	25	97	20.00.00	Bratislava(Slovakia)	

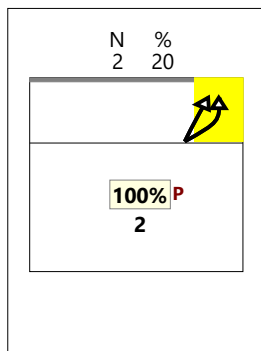
## TOTALE

### VERSO Z2

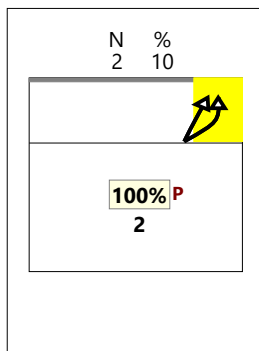
#### centrale vicino (KM) RICEZIONE #



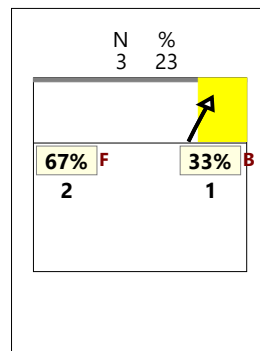
#### RICEZIONE +



#### RICEZIONE #,+


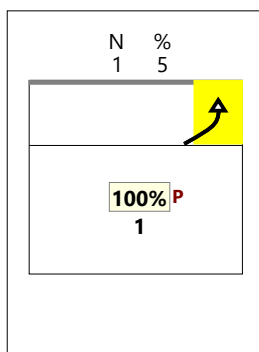
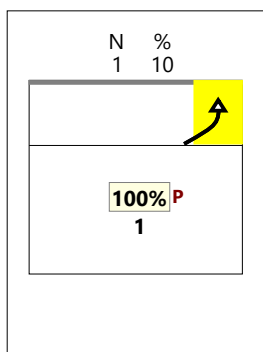

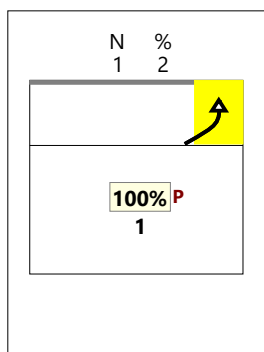


#### RICEZIONE !




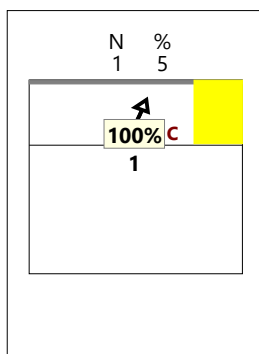
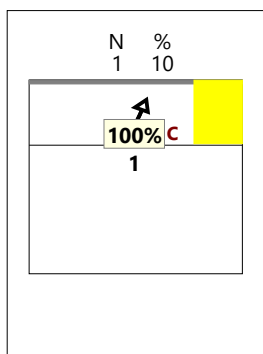

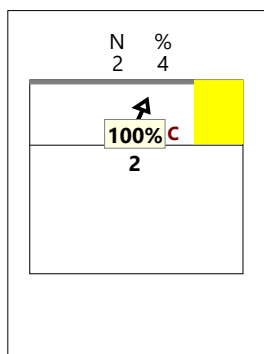
### VERSO Z2

#### centrale dietro (KA)



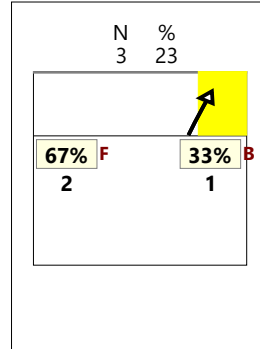
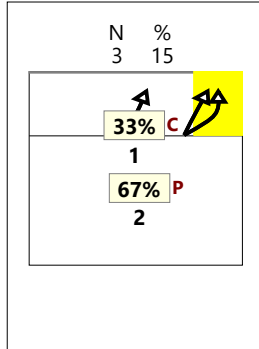
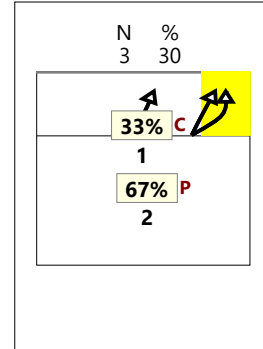

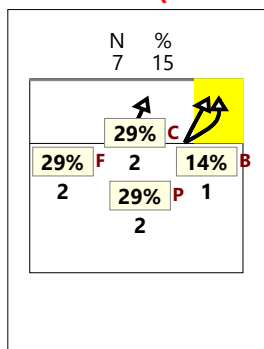
### VERSO Z2

#### centrale lontano (KC)



### VERSO Z2

#### TOTALE (KM KA KC)



Cuba (2016 WL)	1	19	23	25	22	89	06/23/2016	World League	Pool D2
SLOVAKIA 2016	3	25	25	22	25	97	20.00.00	Bratislava(Slovakia)	

## TOTALE





### VERSO Z4

centrale avanti (KP) RICEZIONE #

RICEZIONE +

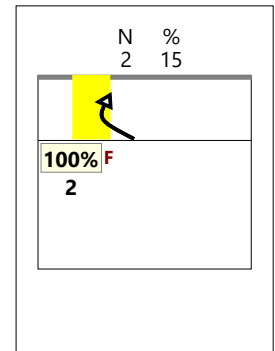



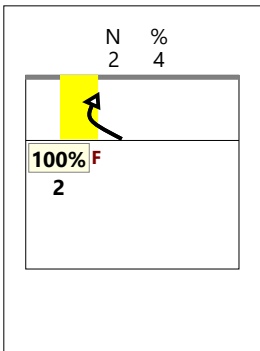
RICEZIONE #,+

RICEZIONE !








### VERSO Z4

centrale dietro (KQ)



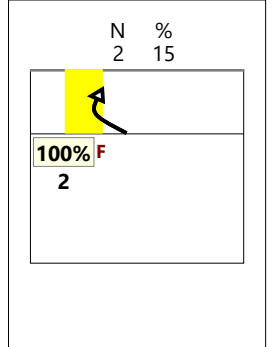


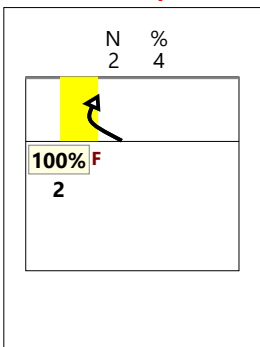
### VERSO Z4

centrale lontano (KS)



### VERSO Z4

TOTALE (KP KQ KS)

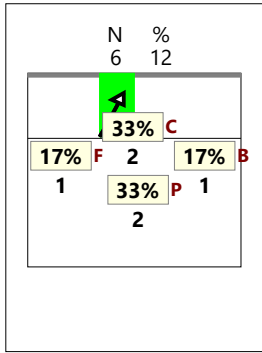


Print Composition - 18 - Distribuzione centro rete e verso 4 su #, +, ## e !

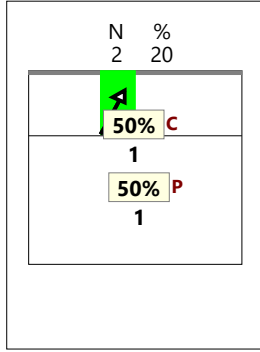
Cuba (2016 WL)	1	19	23	25	22	89	06/23/2016	World League	Pool D2
SLOVAKIA 2016	3	25	25	22	25	97	20.00.00	Bratislava(Slovakia)	

CHIAMATA 1 centro rete e verso 4 (KH + KP)

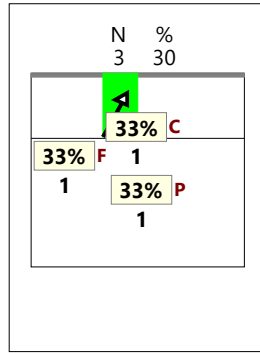
TOTALE



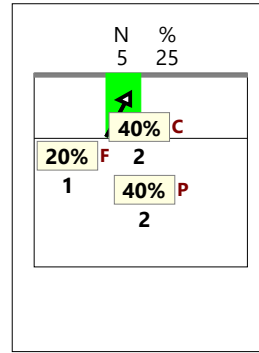
RICEZIONE #



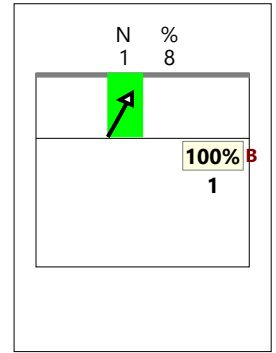
RICEZIONE +



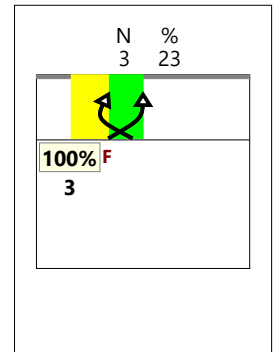

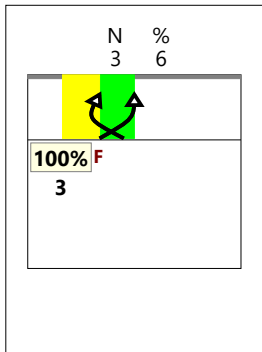
RICEZIONE # +




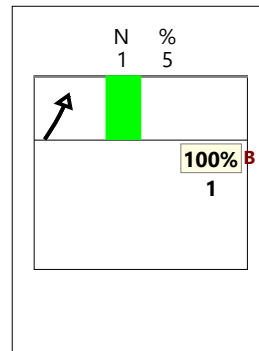
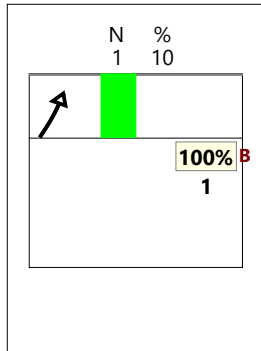
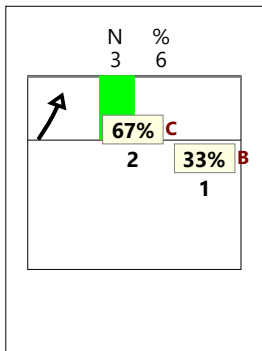
RICEZIONE !



CHIAMATA 2 centro rete e verso 4 (KW + KQ)



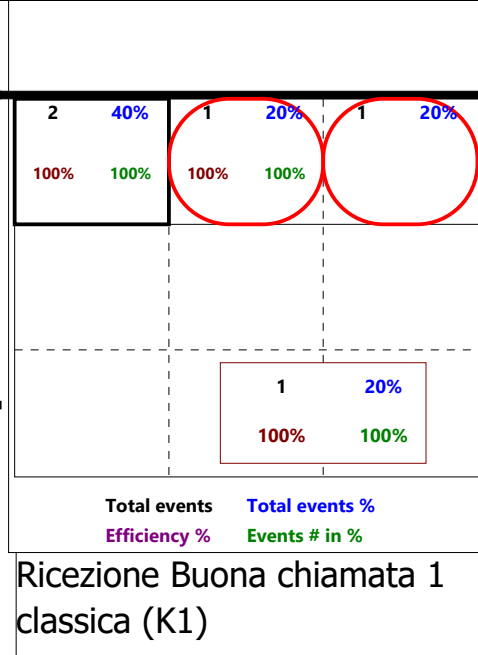

CHIAMATA 7 centro rete e verso 4 (KX + KS + KJ)



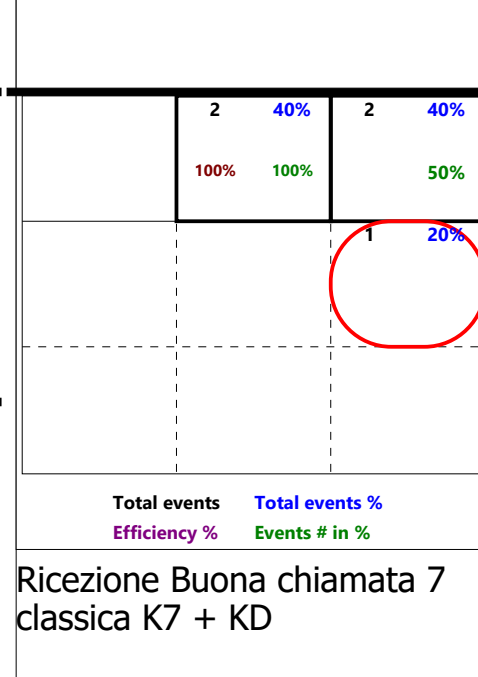

Print Composition - 19 - Distribuzione chiamata 1, 7 e 2 classica su #+ per rotazione

Cuba (2016 WL)	1	19	23	25	22	89	06/23/2016	World League	Pool D2
SLOVAKIA 2016	3	25	25	22	25	97	20.00.00	Bratislava(Slovakia)	



Zone Chart analysis



Zone Chart analysis



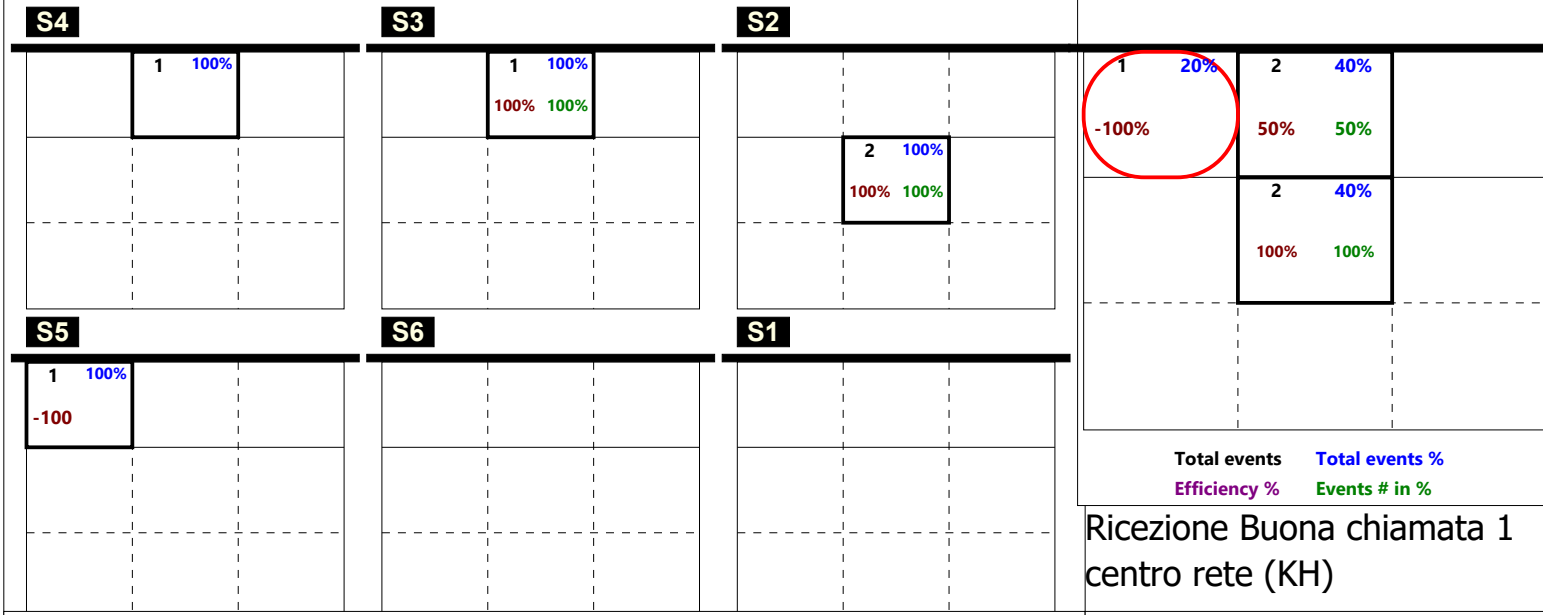
Zone Chart analysis



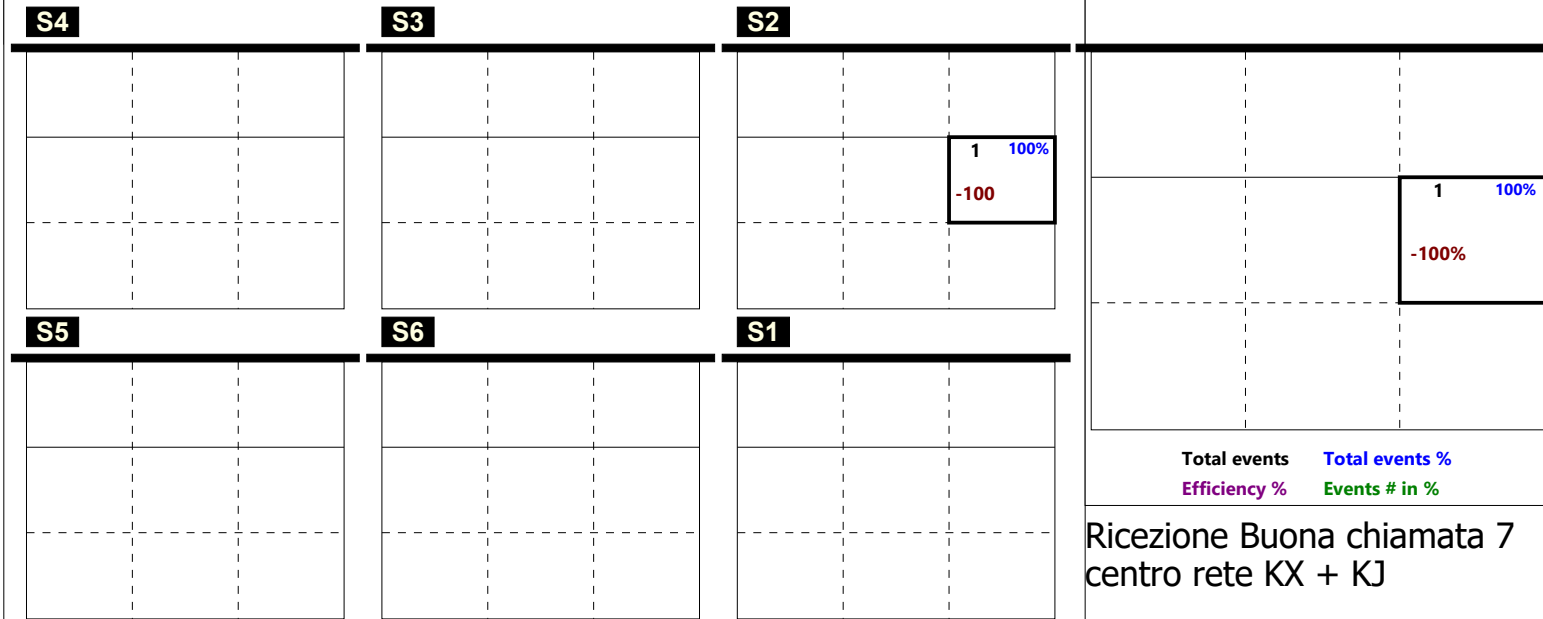
Print Composition - 20 - Distribuzione chiamata 1, 7 e 2 centro rete su #+ per rotazione

Cuba (2016 WL)	1	19	23	25	22	89	06/23/2016	World League	Pool D2
SLOVAKIA 2016	3	25	25	22	25	97	20.00.00	Bratislava(Slovakia)	

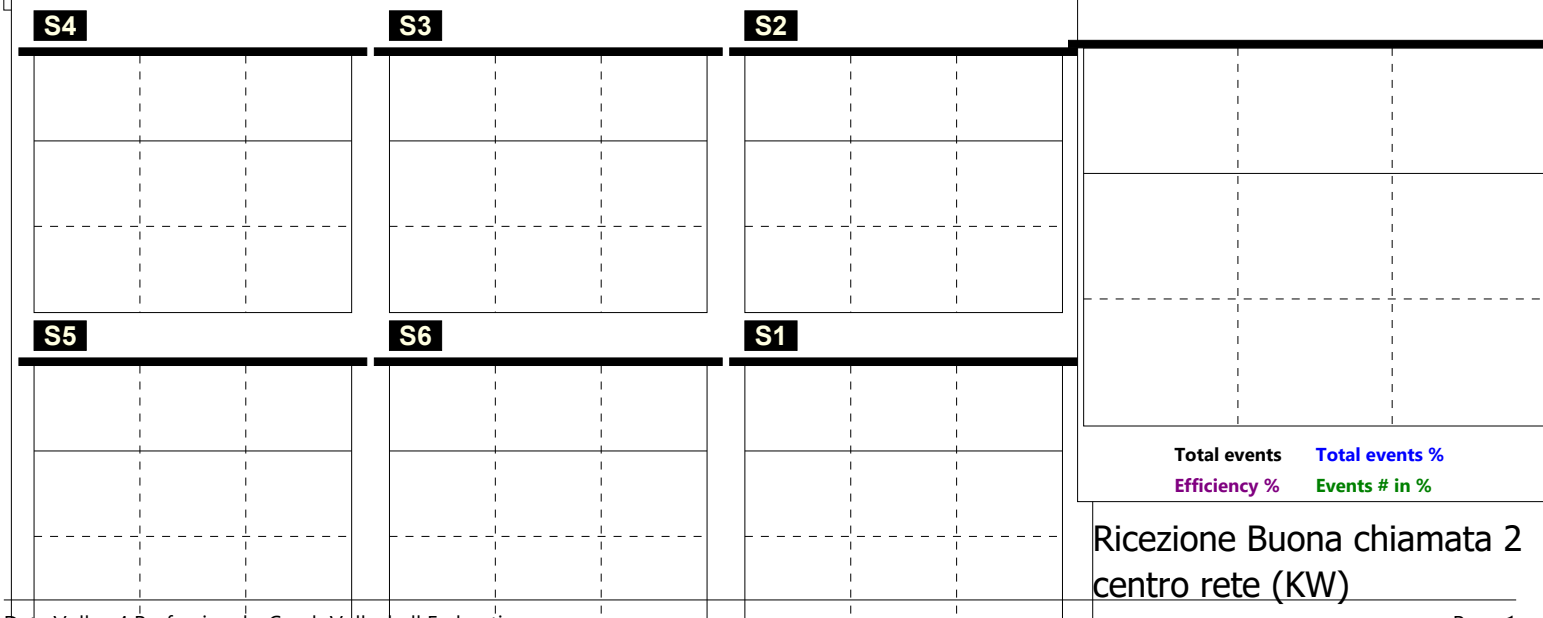
Zone Chart analysis



Zone Chart analysis

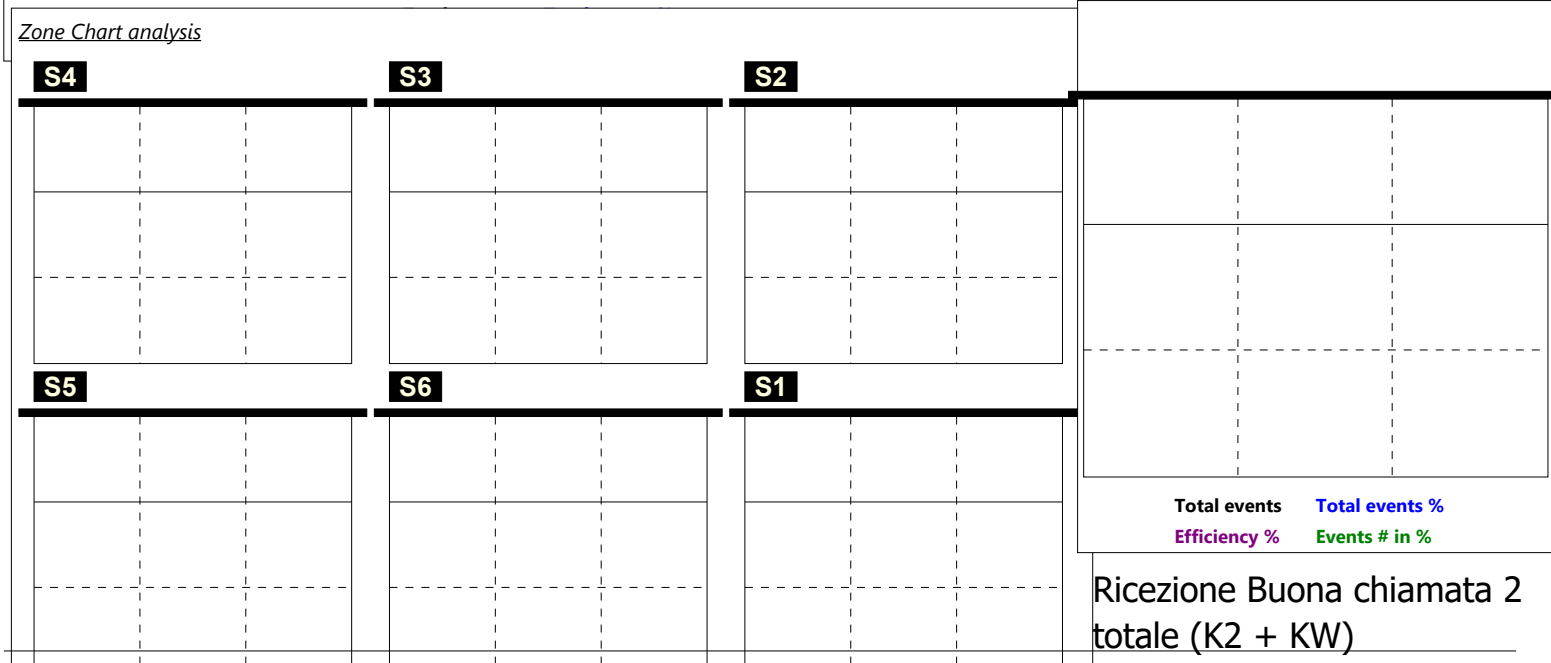
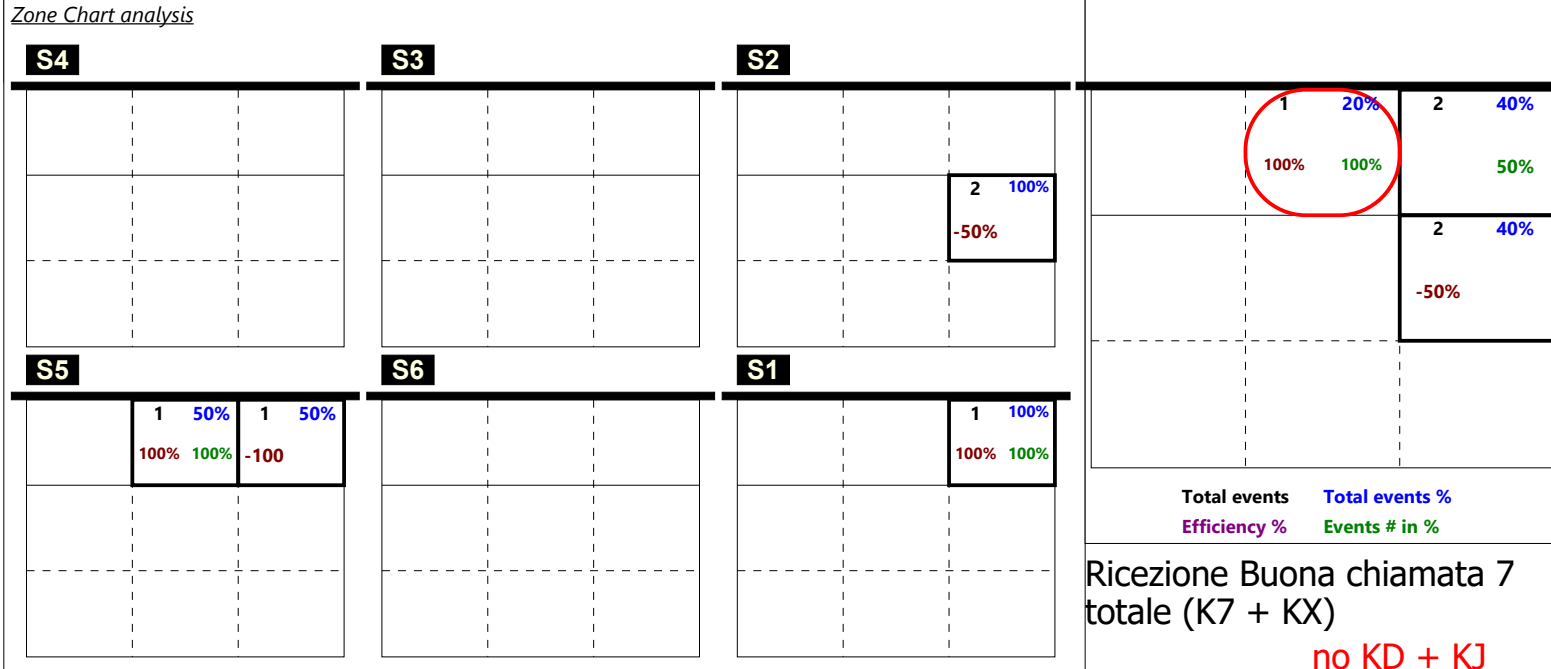
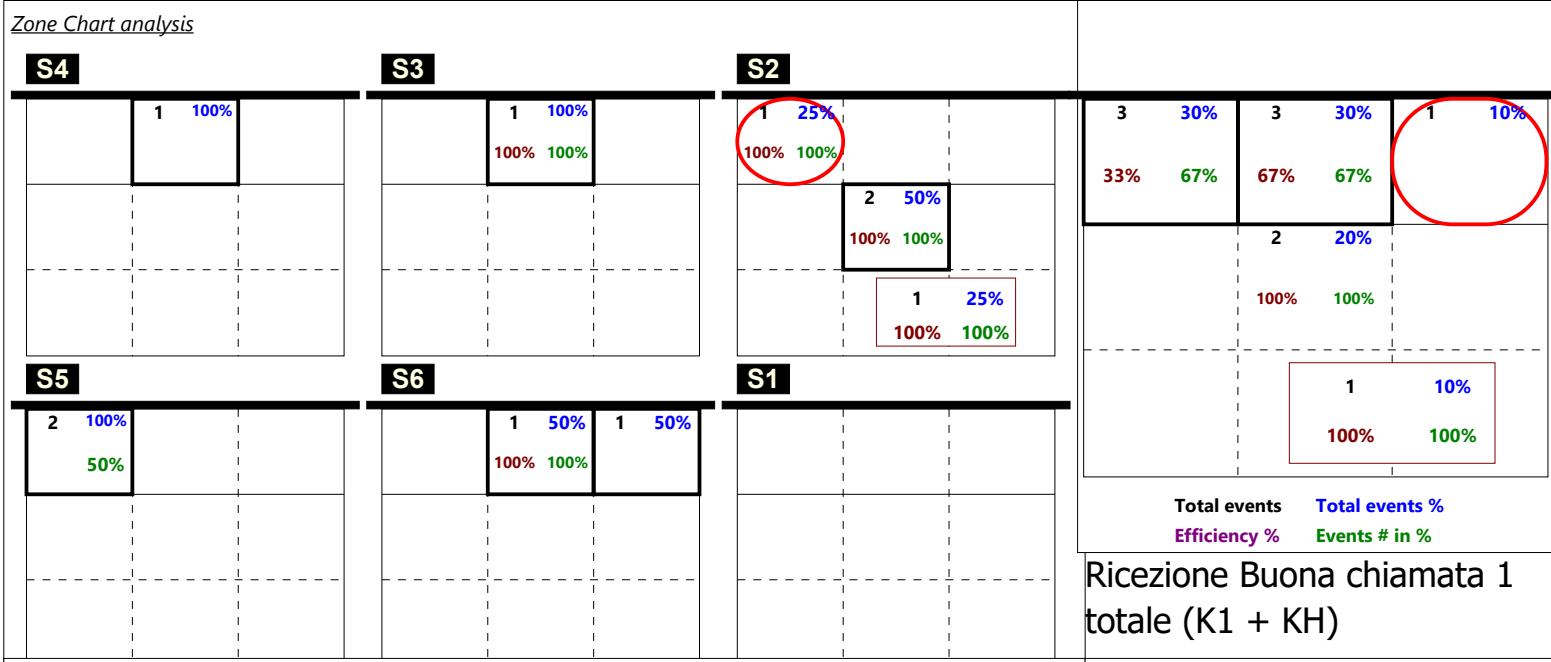


Zone Chart analysis



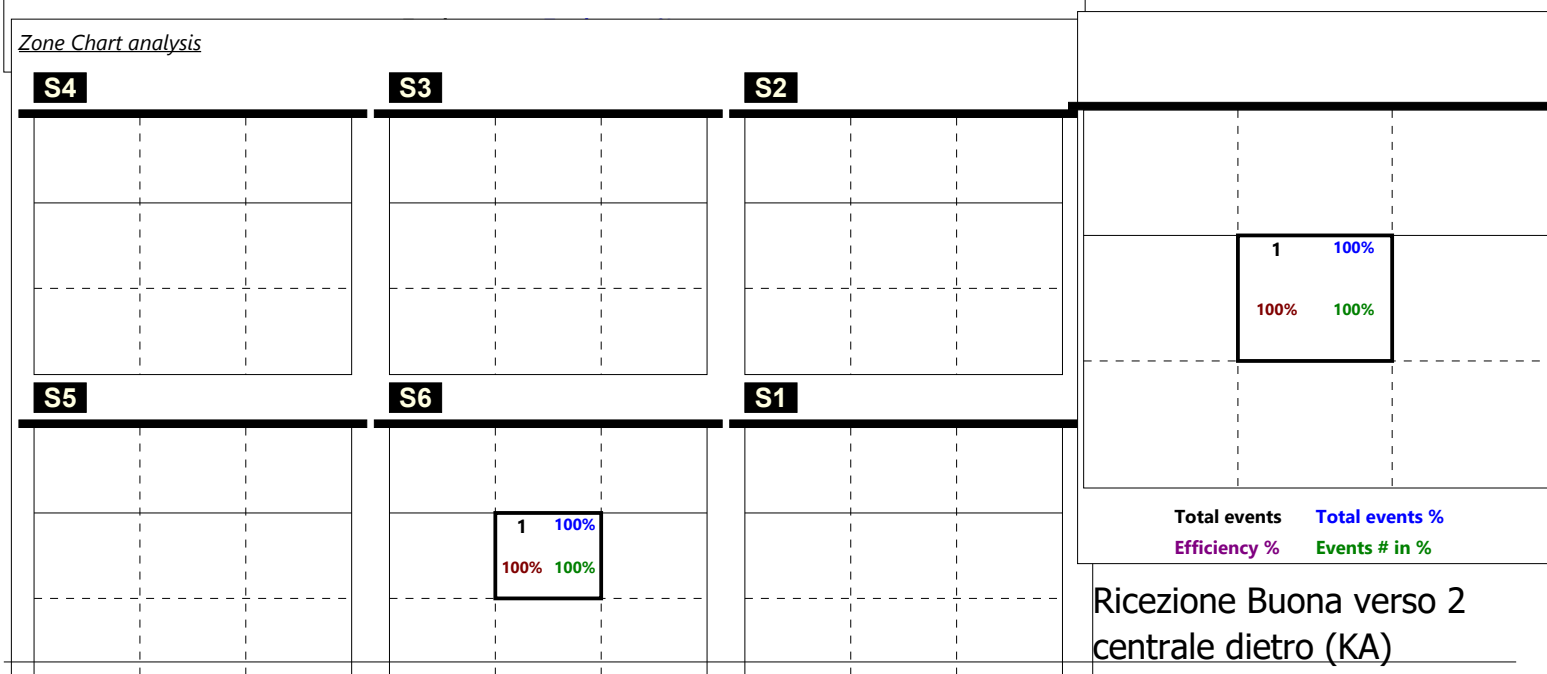
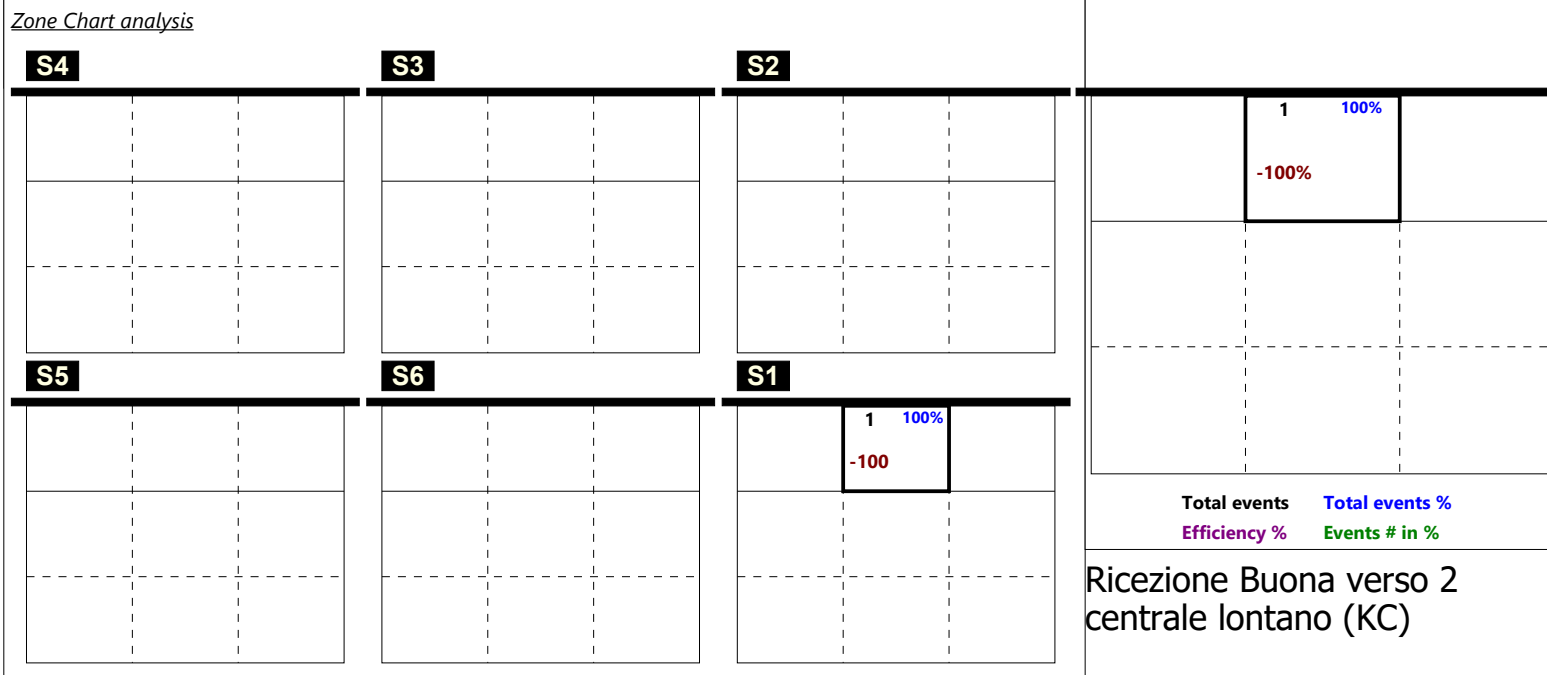
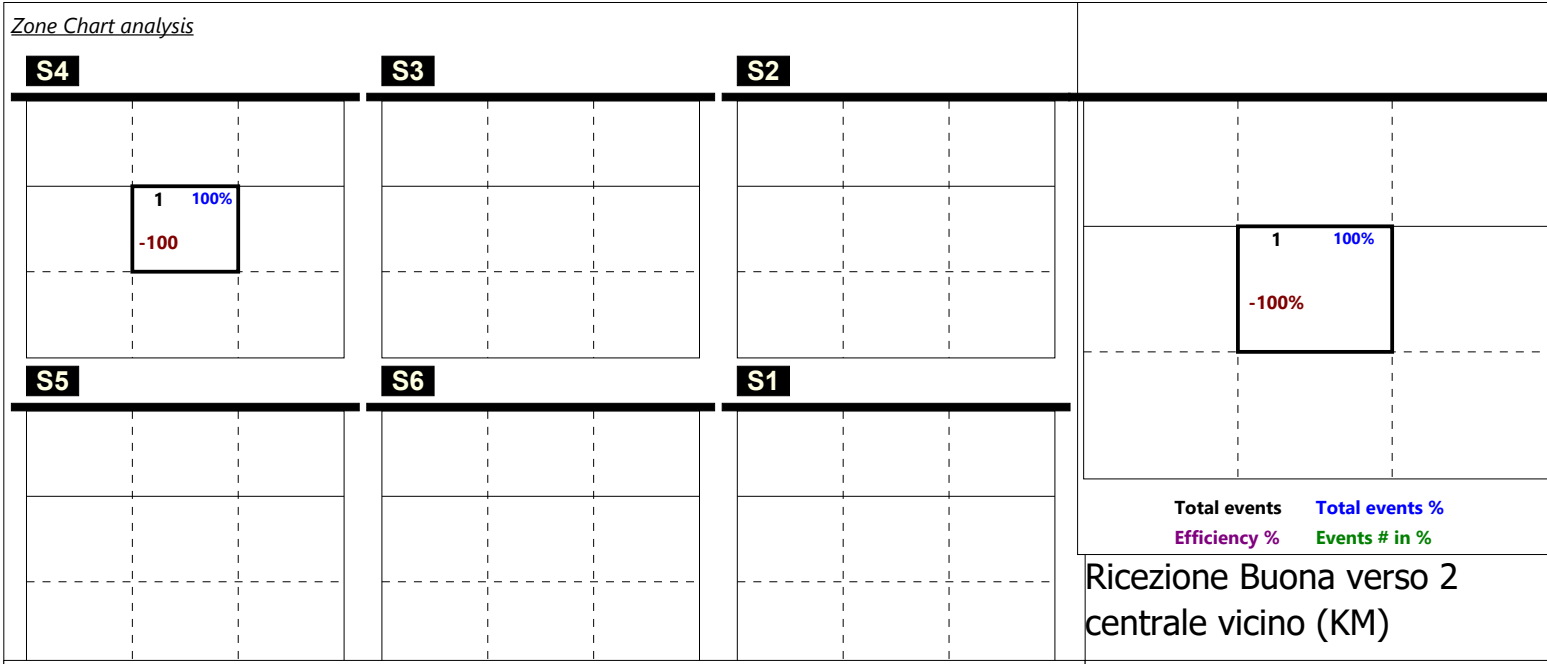
Print Composition - 21 - Distribuzione totale chiamata 1, 2 e 7 (classica + centro rete) su #+ per rotazione

Cuba (2016 WL)	1	19	23	25	22		89	06/23/2016	World League	Pool D2
SLOVAKIA 2016	3	25	25	22	25		97	20.00.00	Bratislava(Slovakia)	



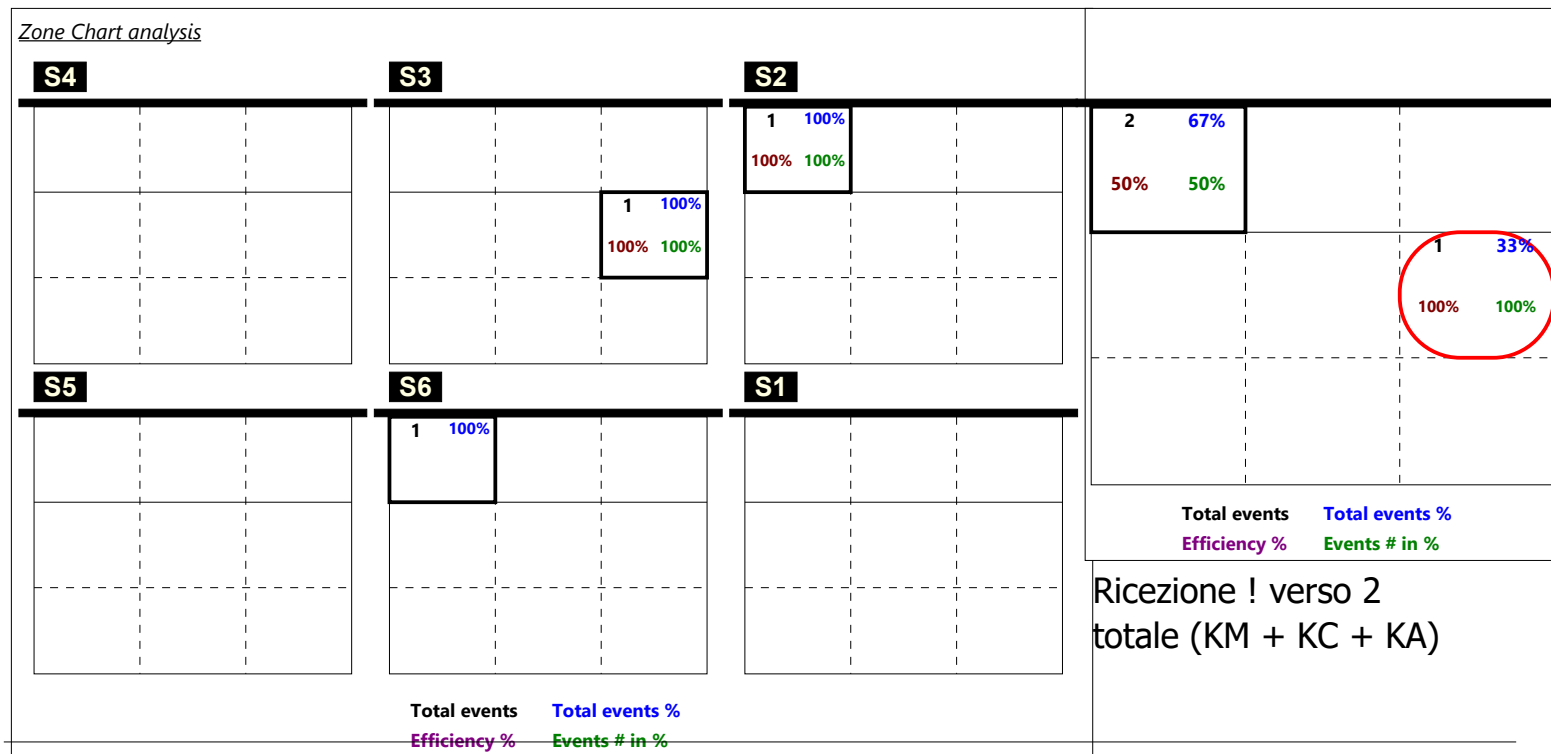
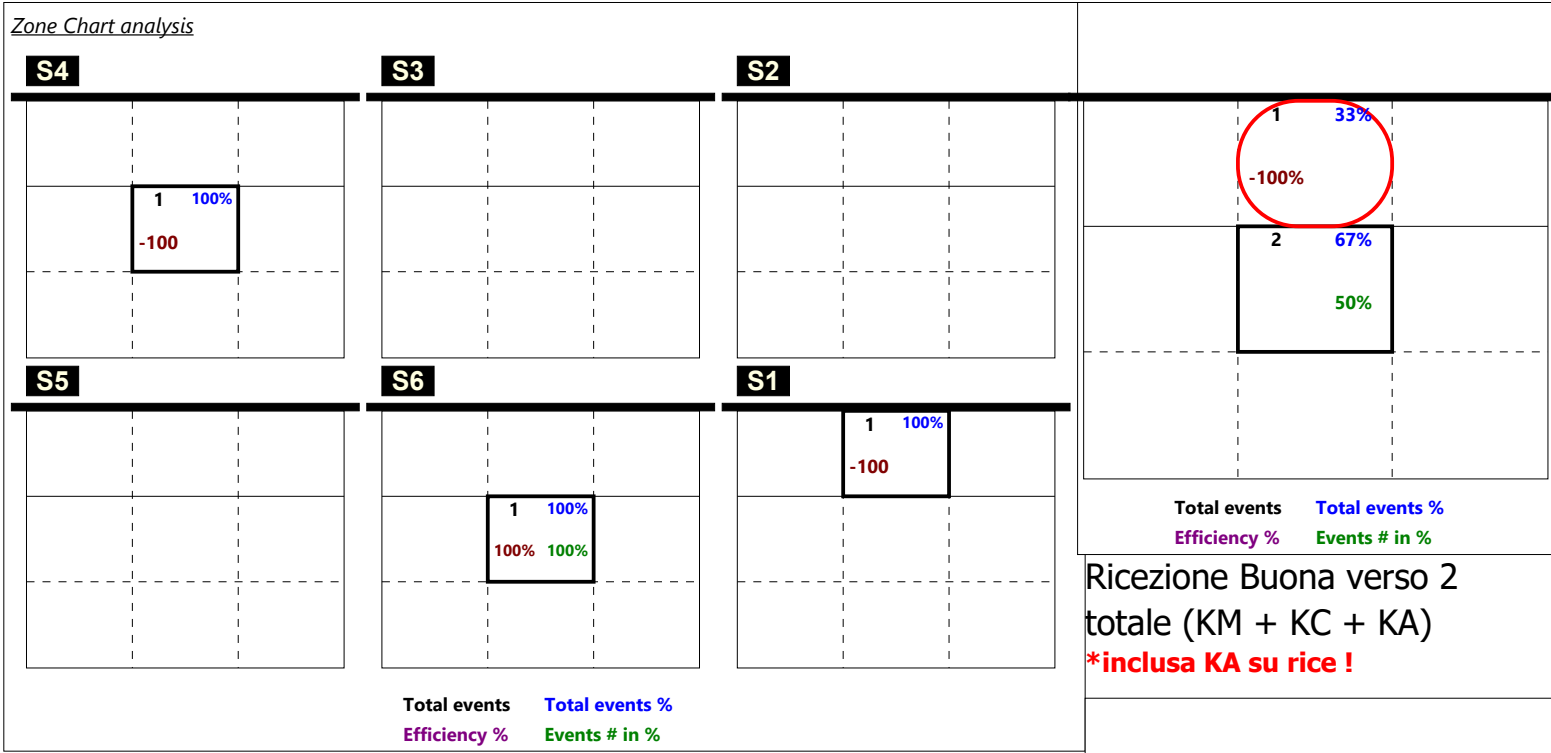
# Print Composition - 22 - Distribuzione verso 2 su #+ per rotazione

Cuba (2016 WL)	1	19	23	25	22	89	06/23/2016	World League	Pool D2
SLOVAKIA 2016	3	25	25	22	25	97	20.00.00	Bratislava(Slovakia)	



**Print Composition - 23 - Distribuzione verso 2 su ! per rotazione**

Cuba (2016 WL)	1	19	23	25	22	89	06/23/2016	World League	Pool D2
SLOVAKIA 2016	3	25	25	22	25	97	20.00.00	Bratislava(Slovakia)	





# Print Composition - 24 - Distribuzione verso 4 su #+ per rotazione

Cuba (2016 WL)	1	19	23	25	22	89	06/23/2016	World League	Pool D2
SLOVAKIA 2016	3	25	25	22	25	97	20.00.00	Bratislava(Slovakia)	

*Zone Chart analysis*

<b>S4</b>	<b>S3</b>	<b>S2</b>	<p>Total events    Total events %  Efficiency %    Events # in %</p> <p>Ricezione Buona verso 4 centrale vicino (KP)</p>
<b>S5</b>	<b>S6</b>	<b>S1</b>	

*Zone Chart analysis*

<b>S4</b>	<b>S3</b>	<b>S2</b>	<p>Total events    Total events %  Efficiency %    Events # in %</p> <p>Ricezione Buona verso 4 centrale lontano (KS)</p>
<b>S5</b>	<b>S6</b>	<b>S1</b>	

*Zone Chart analysis*

<b>S4</b>	<b>S3</b>	<b>S2</b>	<p>Total events    Total events %  Efficiency %    Events # in %</p> <p>Ricezione Buona verso 4 centrale dietro (KQ)</p>
<b>S5</b>	<b>S6</b>	<b>S1</b>	

Print Composition - 25 - Distribuzione verso 4 su ! per rotazione

Cuba (2016 WL)	1	19	23	25	22	89	06/23/2016	World League	Pool D2
SLOVAKIA 2016	3	25	25	22	25	97	20.00.00	Bratislava(Slovakia)	

Zone Chart analysis

<b>S4</b>	<b>S3</b>	<b>S2</b>	<p>Total events    Total events %</p> <p>Efficiency %    Events # in %</p> <p><b>Ricezione Buona verso 4 totale (KP + KQ + KS) *inclusa KS su rice !</b></p>
<b>S5</b>	<b>S6</b>	<b>S1</b>	

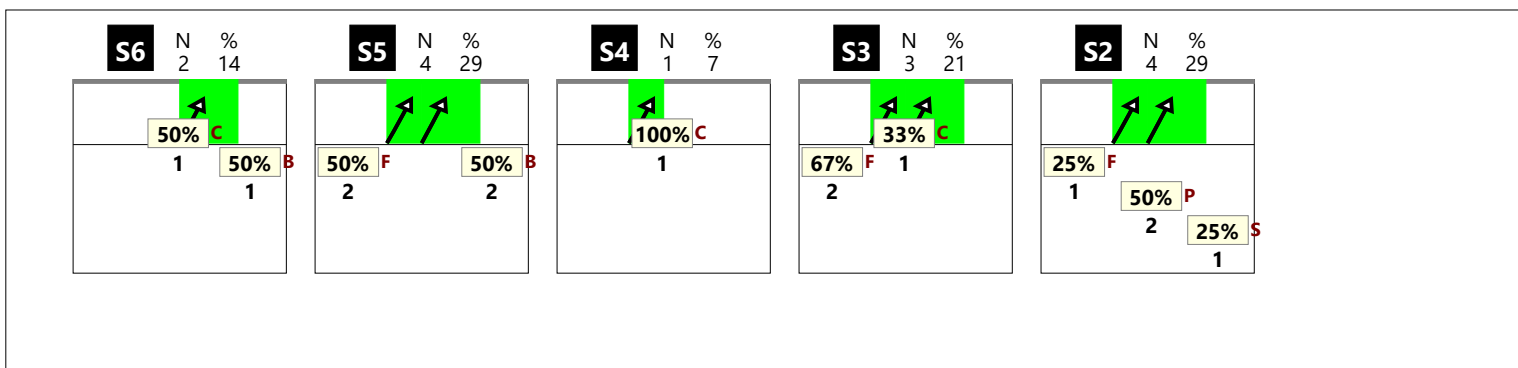
Zone Chart analysis

<b>S4</b>	<b>S3</b>	<b>S2</b>	<p>Total events    Total events %</p> <p>Efficiency %    Events # in %</p> <p><b>Ricezione ! verso 4 totale (KP + KQ + KS)</b></p>
<b>S5</b>	<b>S6</b>	<b>S1</b>	
1    100%	1    100%	2    100%	
-100	100%   100%	50%	

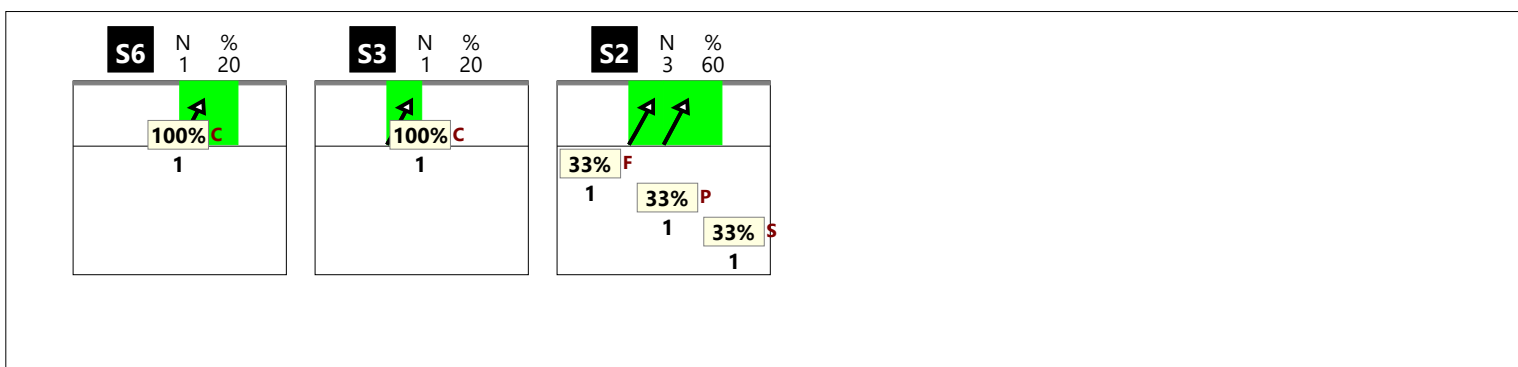
Print Composition - 26 - Chiamata 1 totale (classica + centro rete) su #, + e !

Cuba (2016 WL)	1	19	23	25	22	89	06/23/2016	World League	Pool D2
SLOVAKIA 2016	3	25	25	22	25	97	20.00.00	Bratislava(Slovakia)	

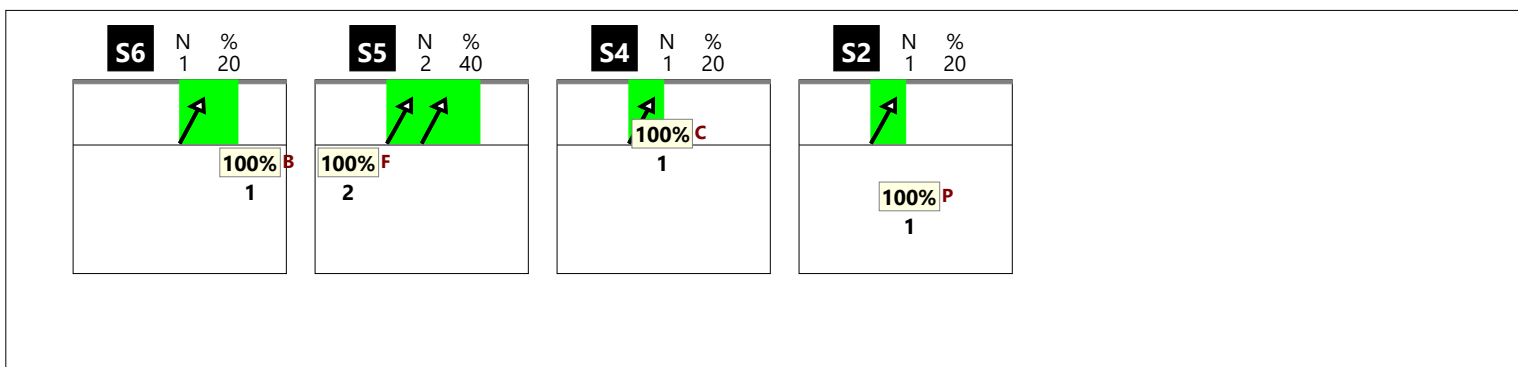
RICEZIONE TOTALE CHIAMATA 1 totale (K1 + KH)




RICEZIONE # CHIAMATA 1 totale (K1 + KH)



RICEZIONE + CHIAMATA 1 totale (K1 + KH)



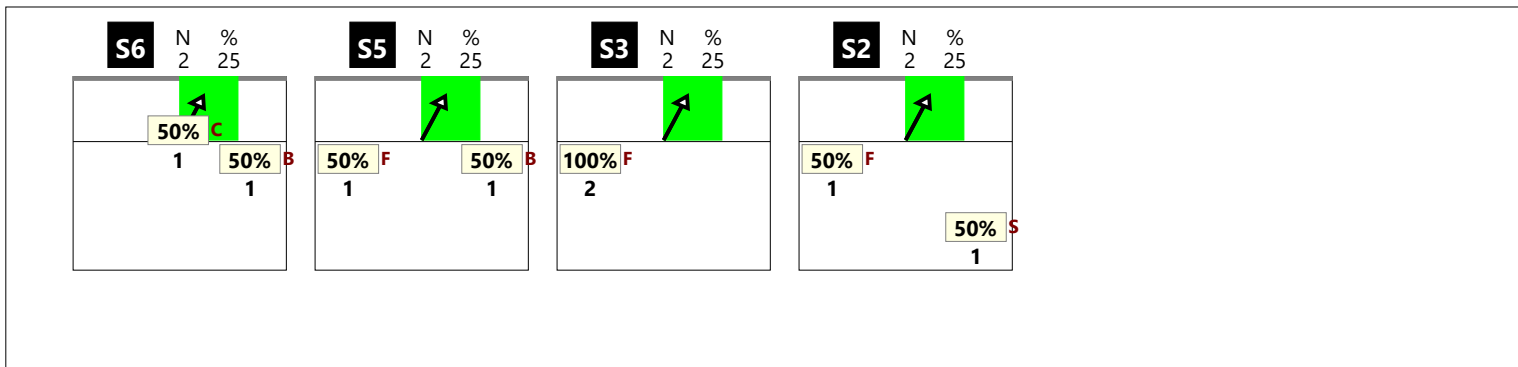
RICEZIONE ! CHIAMATA 1 totale (K1 + KH)




Print Composition - 27 - Chiamata 1 classica su #, + e !

Cuba (2016 WL)	1	19	23	25	22	89	06/23/2016	World League	Pool D2
SLOVAKIA 2016	3	25	25	22	25	97	20.00.00	Bratislava(Slovakia)	

RICEZIONE TOTALE CHIAMATA 1 classica (K1)




RICEZIONE # CHIAMATA 1 classica (K1)



RICEZIONE + CHIAMATA 1 classica (K1)



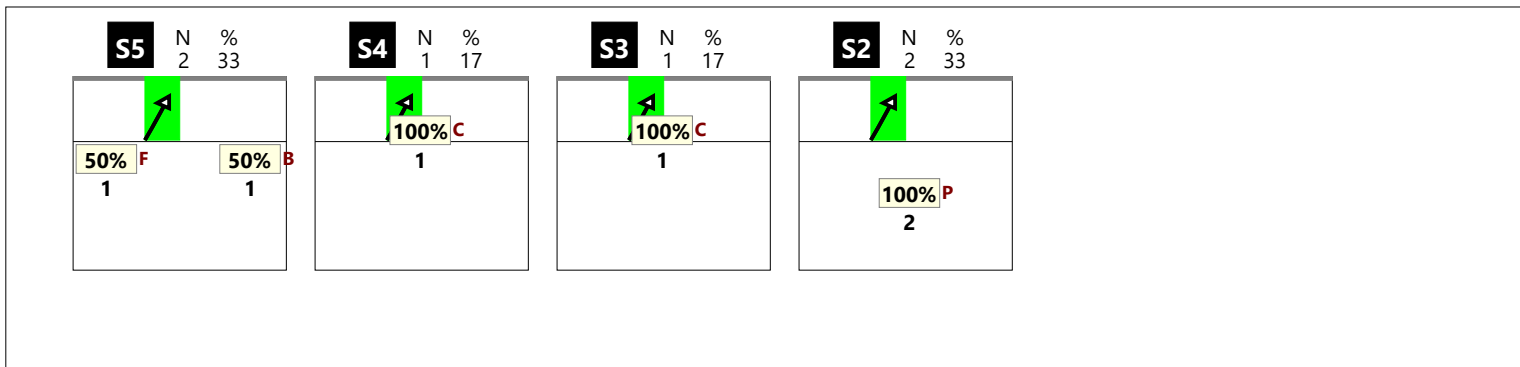
RICEZIONE ! CHIAMATA 1 classica (K1)




Print Composition - 28 - Chiamata 1 centro rete su #, + e !

Cuba (2016 WL)	1	19	23	25	22	89	06/23/2016	World League	Pool D2
SLOVAKIA 2016	3	25	25	22	25	97	20.00.00	Bratislava(Slovakia)	

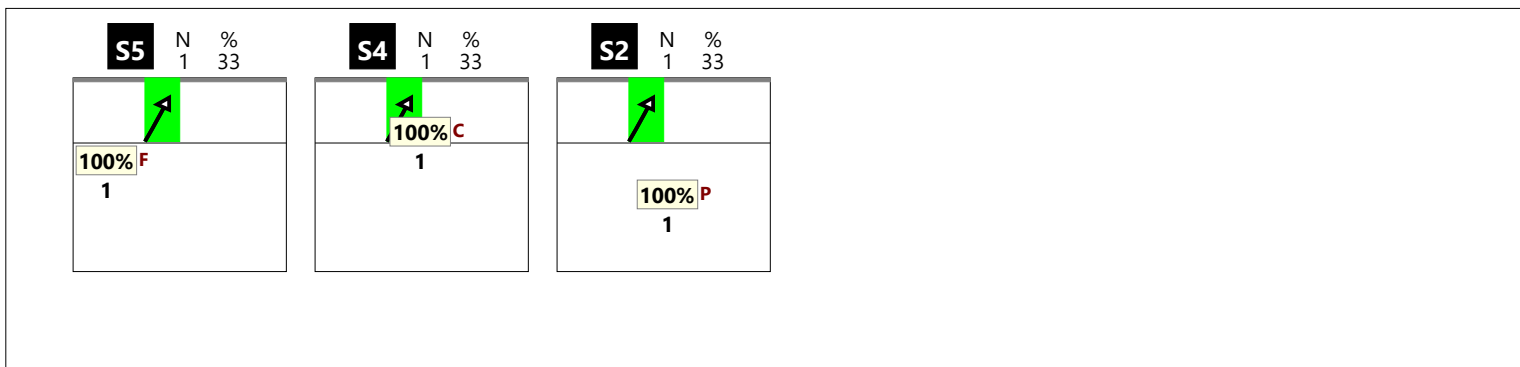
RICEZIONE TOTALE CHIAMATA 1 centro rete (KH)



RICEZIONE # CHIAMATA 1 centro rete (KH)



RICEZIONE + CHIAMATA 1 centro rete (KH)




RICEZIONE ! CHIAMATA 1 centro rete (KH)




Print Composition - 29 - Chiamata 2 totale (classica + centro rete) su #, + e !

Cuba (2016 WL)	1	19	23	25	22	89	06/23/2016	World League	Pool D2
SLOVAKIA 2016	3	25	25	22	25	97	20.00.00	Bratislava(Slovakia)	


RICEZIONE TOTALE CHIAMATA 2 totale (K2 + KW)



RICEZIONE # CHIAMATA 2 totale (K2 + KW)



RICEZIONE + CHIAMATA 2 totale (K2 + KW)



RICEZIONE ! CHIAMATA 2 totale (K2 + KW)



**Print Composition - 30 - Chiamata 2 classica su #, + e !**

Cuba (2016 WL)	1	19	23	25	22	89	06/23/2016	World League	Pool D2
SLOVAKIA 2016	3	25	25	22	25	97	20.00.00	Bratislava(Slovakia)	

**RICEZIONE TOTALE CHIAMATA 2 classica (K2)**

**RICEZIONE # CHIAMATA 2 classica (K2)**


**RICEZIONE + CHIAMATA 2 classica (K2)**

**RICEZIONE ! CHIAMATA 2 classica (K2)**


Print Composition - 31 - Chiamata 2 centro rete su #, + e !

Cuba (2016 WL)	1	19	23	25	22	89	06/23/2016	World League	Pool D2
SLOVAKIA 2016	3	25	25	22	25	97	20.00.00	Bratislava(Slovakia)	

RICEZIONE TOTALE CHIAMATA 2 centro rete (KW)




RICEZIONE # CHIAMATA 2 centro rete (KW)



RICEZIONE + CHIAMATA 2 centro rete (KW)



RICEZIONE ! CHIAMATA 2 centro rete (KW)

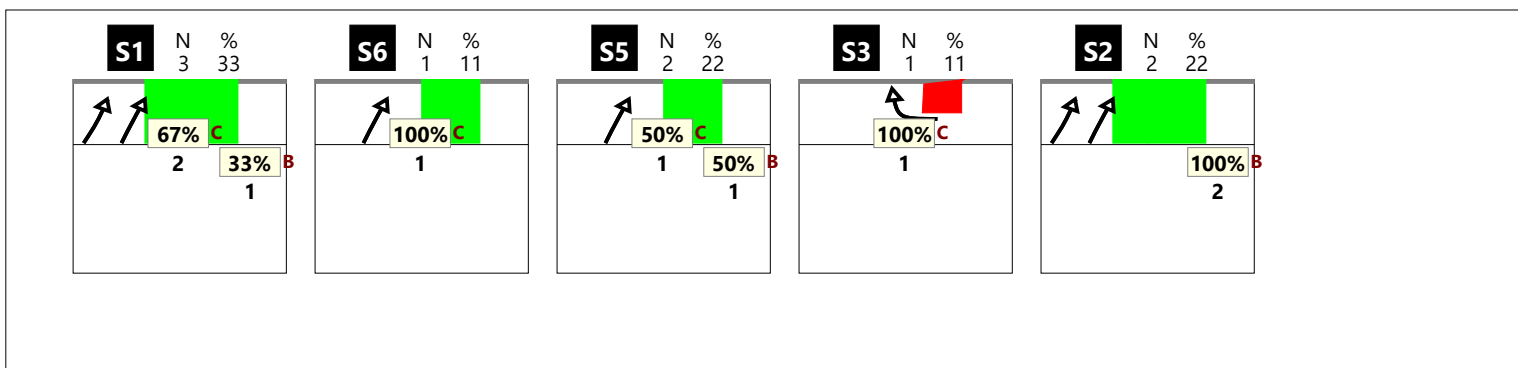




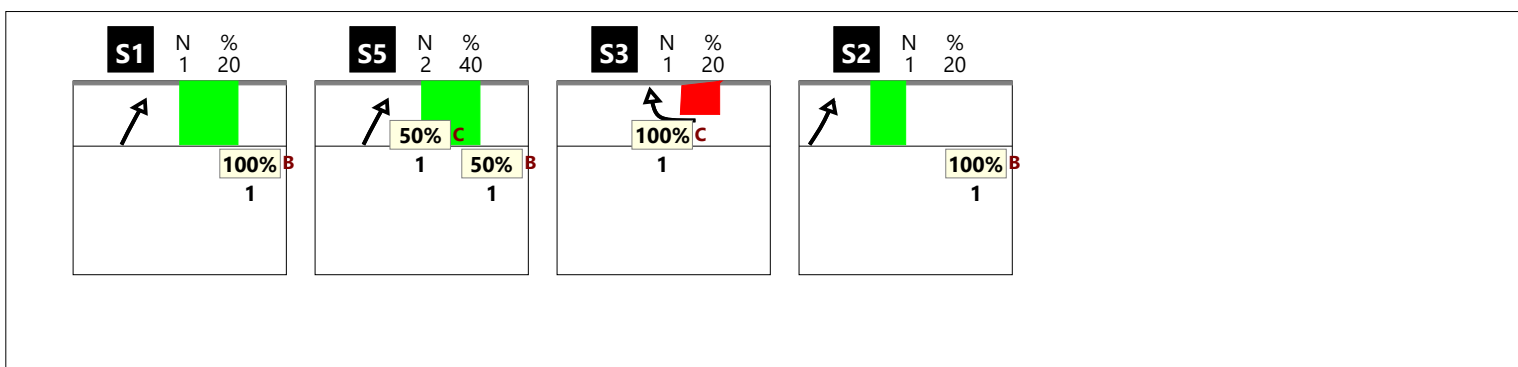
Print Composition - 32 - Chiamata 7 totale (classica + centro rete) su #, + e !

Cuba (2016 WL)	1	19	23	25	22	89	06/23/2016	World League	Pool D2
SLOVAKIA 2016	3	25	25	22	25	97	20.00.00	Bratislava(Slovakia)	


RICEZIONE TOTALE CHIAMATA 7 totale (K7 + KX + KD + KJ)




RICEZIONE # CHIAMATA 7 totale (K7 + KX + KD + KJ)



RICEZIONE + CHIAMATA 7 totale (K7 + KX + KD + KJ)



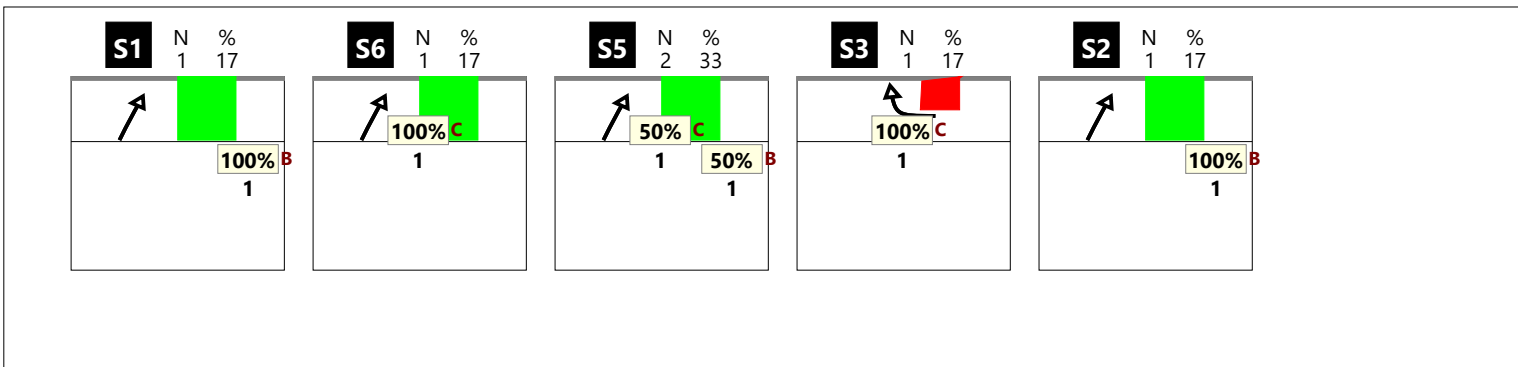
RICEZIONE ! CHIAMATA 7 totale (K7 + KX + KD + KJ)



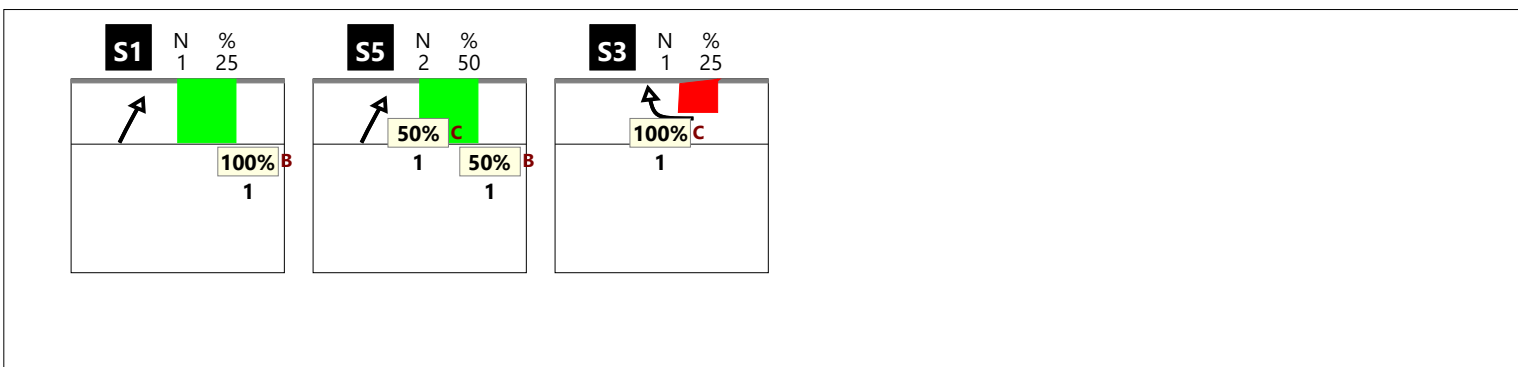
Print Composition - 33 - Chiamata 7 classica su #, + e !

Cuba (2016 WL)	1	19	23	25	22	89	06/23/2016	World League	Pool D2
SLOVAKIA 2016	3	25	25	22	25	97	20.00.00	Bratislava(Slovakia)	


RICEZIONE TOTALE CHIAMATA 7 classica (K7 + KD)



RICEZIONE # CHIAMATA 7 classica (K7 + KD)



RICEZIONE + CHIAMATA 7 classica (K7 + KD)




RICEZIONE ! CHIAMATA 7 classica (K7 + KD)



Print Composition - 34 - Chiamata 7 centro rete su #, + e !

Cuba (2016 WL)	1	19	23	25	22	89	06/23/2016	World League	Pool D2
SLOVAKIA 2016	3	25	25	22	25	97	20.00.00	Bratislava(Slovakia)	


RICEZIONE TOTALE CHIAMATA 7 centro rete (KX + KJ)



RICEZIONE # CHIAMATA 7 centro rete (KX + KJ)



RICEZIONE + CHIAMATA 7 centro rete (KX + KJ)




Print Composition - 35 - Chiamata KC su #, + e !

Cuba (2016 WL)	1	19	23	25	22	89	06/23/2016	World League	Pool D2
SLOVAKIA 2016	3	25	25	22	25	97	20.00.00	Bratislava(Slovakia)	


RICEZIONE TOTALE CHIAMATA KC




RICEZIONE # CHIAMATA KC



RICEZIONE + CHIAMATA KC



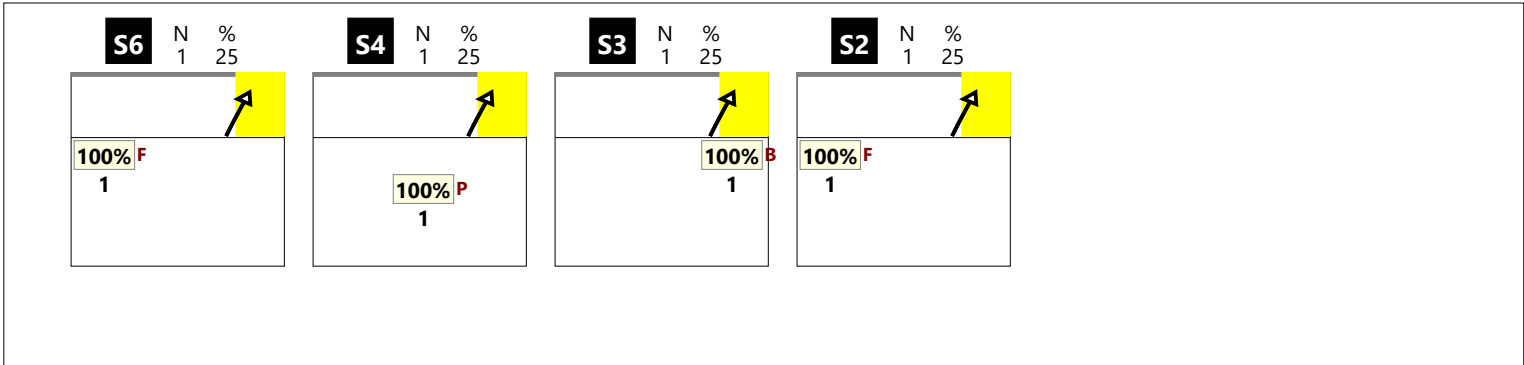
RICEZIONE ! CHIAMATA KC




Print Composition - 36 - Chiamata KM su #, + e !

Cuba (2016 WL)	1	19	23	25	22	89	06/23/2016	World League	Pool D2
SLOVAKIA 2016	3	25	25	22	25	97	20.00.00	Bratislava(Slovakia)	


RICEZIONE TOTALE CHIAMATA KM



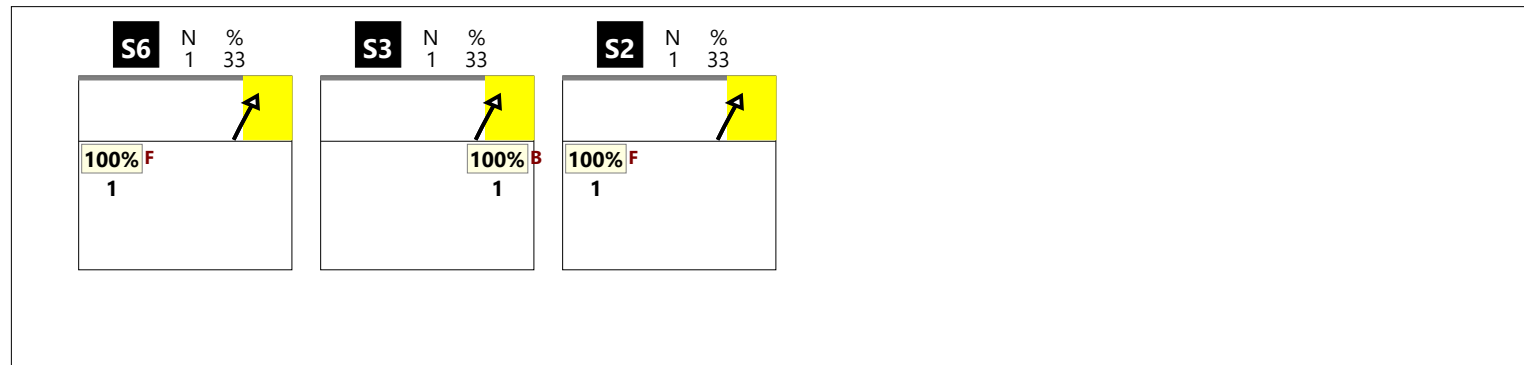
RICEZIONE # CHIAMATA KM



RICEZIONE + CHIAMATA KM




RICEZIONE ! CHIAMATA KM




Print Composition - 37 - Chiamata KA su #, + e !

Cuba (2016 WL)	1	19	23	25	22	89	06/23/2016	World League	Pool D2
SLOVAKIA 2016	3	25	25	22	25	97	20.00.00	Bratislava(Slovakia)	


RICEZIONE TOTALE CHIAMATA KA



RICEZIONE # CHIAMATA KA



RICEZIONE + CHIAMATA KA



RICEZIONE ! CHIAMATA KA



**Print Composition - 38 - Chiamata KP su #, + e !**

Cuba (2016 WL)	1	19	23	25	22	89	06/23/2016	World League	Pool D2
SLOVAKIA 2016	3	25	25	22	25	97	20.00.00	Bratislava(Slovakia)	

**RICEZIONE TOTALE CHIAMATA KP**

**RICEZIONE # CHIAMATA KP**

--

**RICEZIONE + CHIAMATA KP**

--

**RICEZIONE ! CHIAMATA KP**

--

**Print Composition - 39 - Chiamata KS su #, + e !**

Cuba (2016 WL)	1	19	23	25	22	89	06/23/2016	World League	Pool D2
SLOVAKIA 2016	3	25	25	22	25	97	20.00.00	Bratislava(Slovakia)	

**RICEZIONE TOTALE CHIAMATA KS**

**RICEZIONE # CHIAMATA KS**

--

**RICEZIONE + CHIAMATA KS**

--

**RICEZIONE ! CHIAMATA KS**


--



Print Composition - 40 - Chiamata KQ su #, + e !

Cuba (2016 WL)	1	19	23	25	22	89	06/23/2016	World League	Pool D2
SLOVAKIA 2016	3	25	25	22	25	97	20.00.00	Bratislava(Slovakia)	


RICEZIONE TOTALE CHIAMATA KQ



RICEZIONE # CHIAMATA KQ



RICEZIONE + CHIAMATA KQ



RICEZIONE ! CHIAMATA KQ



Print Composition - 41 - Distribuzione su #+ per zona di ricezione (1 o 5)

Cuba (2016 WL)  
SLOVAKIA 2016

1	19	23	25	22	89
3	25	25	22	25	97


06/23/2016  
20.00.00

World League  
Bratislava(Slovakia)

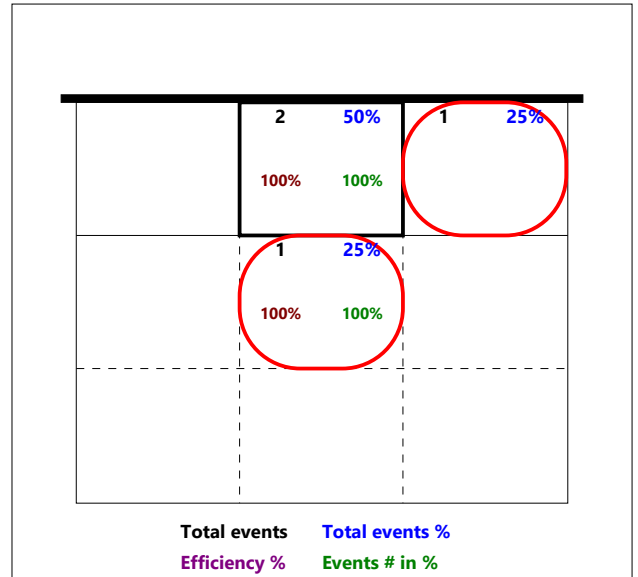
Pool D2

DISTRIBUZIONE PER ZONE DI RICEZIONE

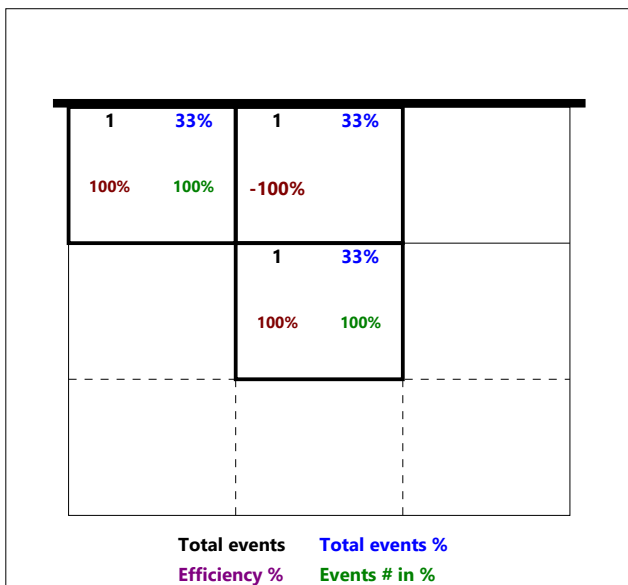
RICEZIONE BUONA DA ZONA 1



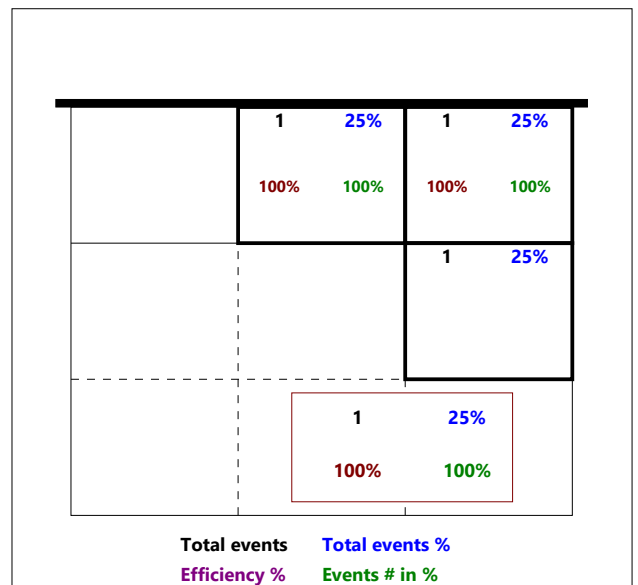
RICEZIONE BUONA DA ZONA 5



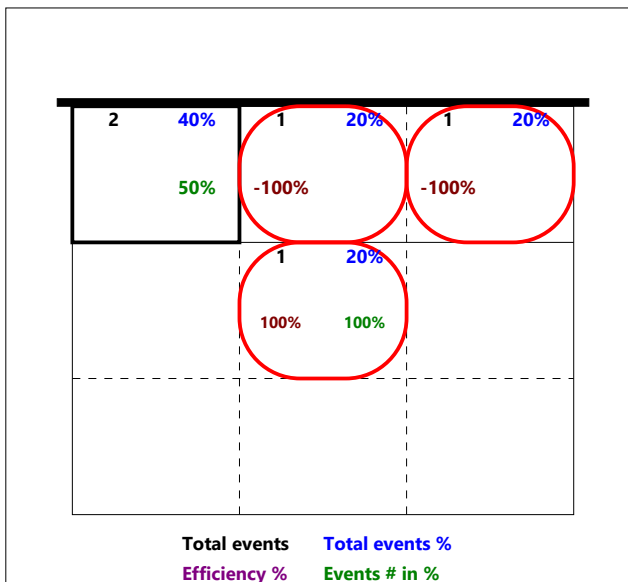
RICEZIONE BUONA DA ZONA 6-1



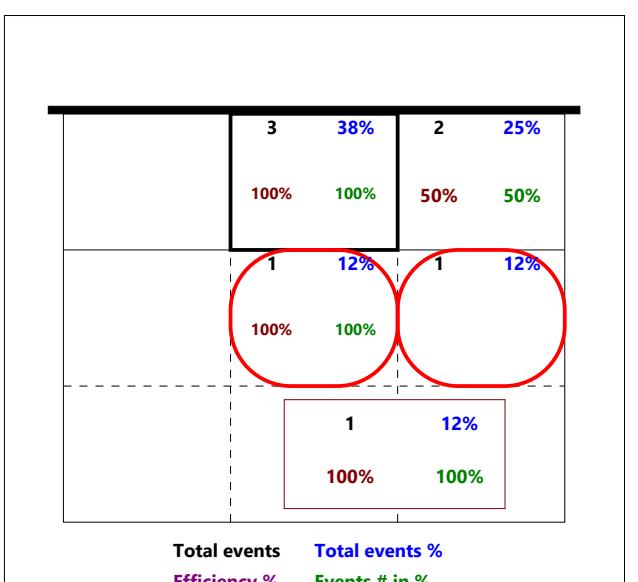
RICEZIONE BUONA DA ZONA 5-6



TOTALE DA ZONA 1



TOTALE DA ZONA 5

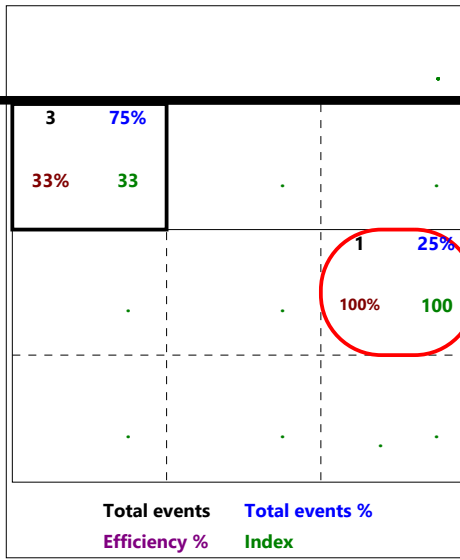
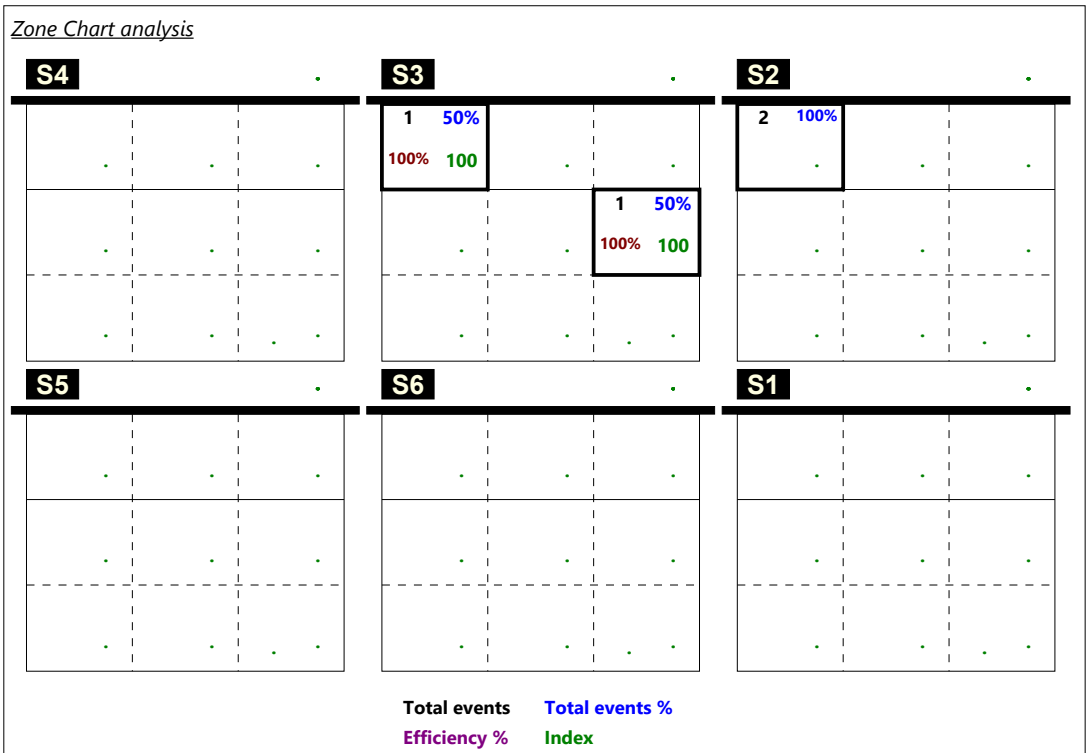


Print Composition - 42 - Distribuzione su ! per zona di ricezione (1 o 5)


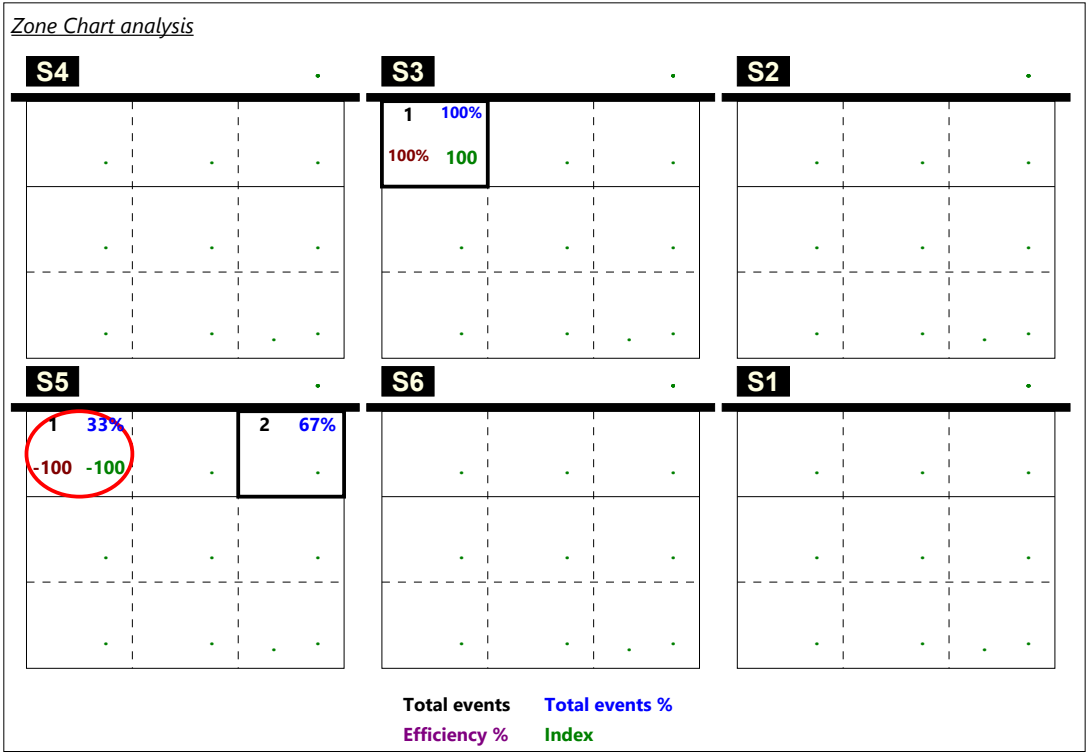
Cuba (2016 WL)	1	19	23	25	22	89	06/23/2016	World League	Pool D2
SLOVAKIA 2016	3	25	25	22	25	97	20.00.00	Bratislava(Slovakia)	

DISTRIBUZIONE PER ZONE DI RICEZIONE

RICEZIONE ESCLAMATIVA IN ZONA 1



RICEZIONE ESCLAMATIVA IN ZONA 5

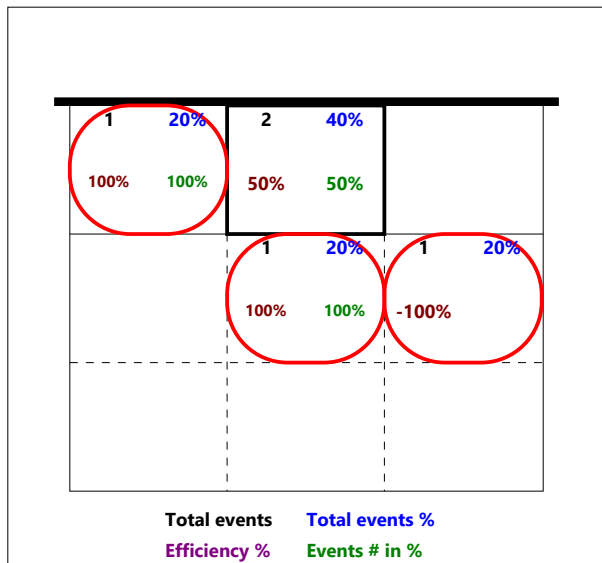


# Print Composition - 43 - Distribuzione su #+ per zona di ricezione (6) e su battuta corta

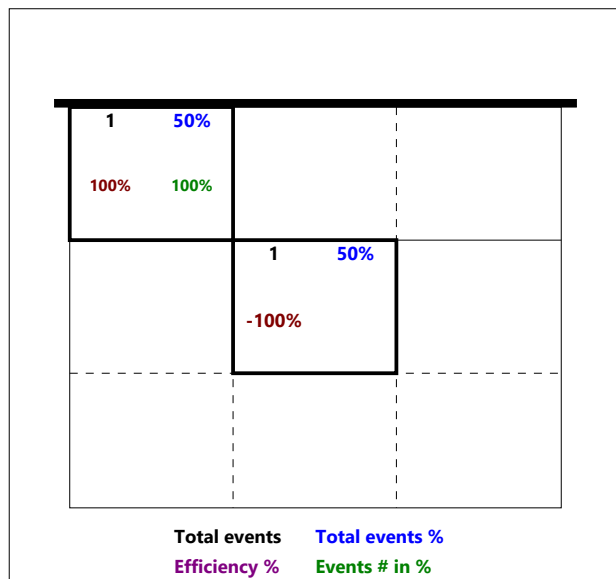
Cuba (2016 WL)	1	19	23	25	22	89	06/23/2016	World League	Pool D2
SLOVAKIA 2016	3	25	25	22	25	97	20.00.00	Bratislava(Slovakia)	

## DISTRIBUZIONE PER ZONE DI RICEZIONE

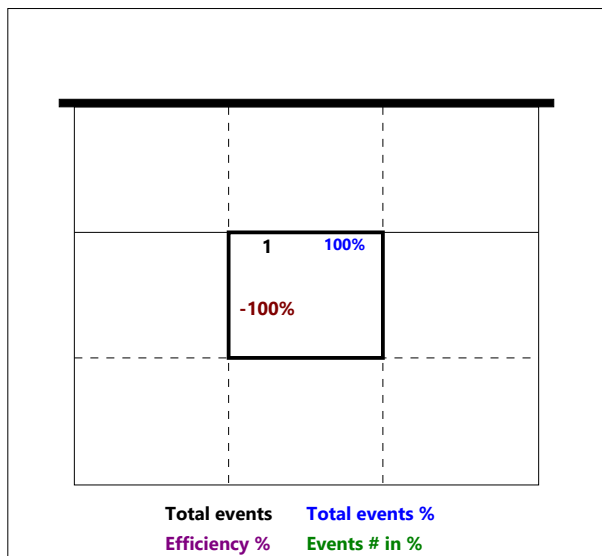
### RICEZIONE BUONA DA ZONA 6



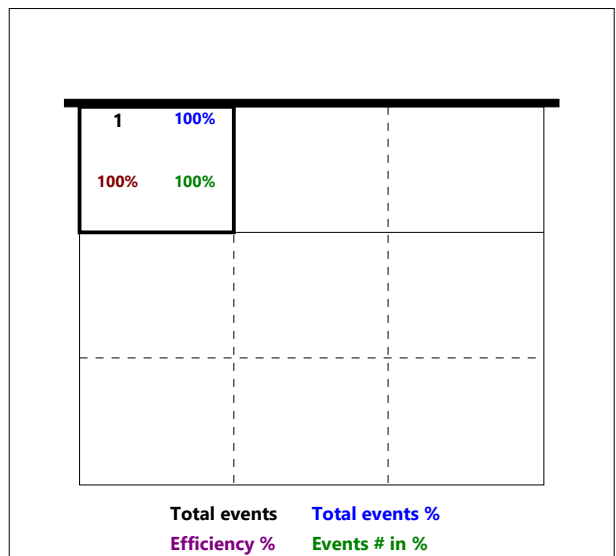
### RICEZIONE CORTA TOTALE




### RICEZIONE CORTA Z2



### RICEZIONE CORTA Z3



### RICEZIONE CORTA Z4



Print Composition - 44 - Distribuzione su ricezione regolare per rotazione

Cuba (2016 WL)  
SLOVAKIA 2016

1	19	23	25	22	89
3	25	25	22	25	97

06/23/2016 World League  
20.00.00 Bratislava(Slovakia)


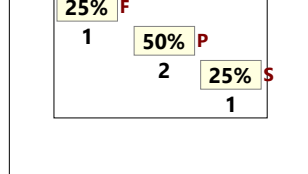
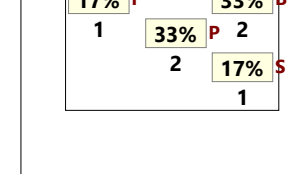
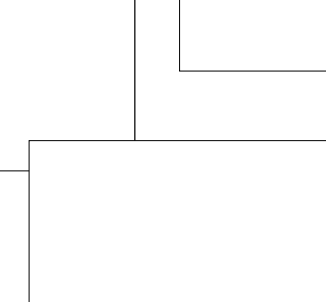
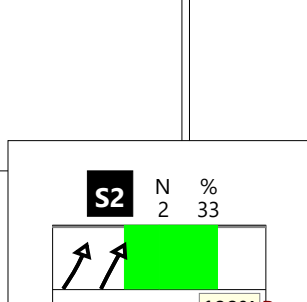
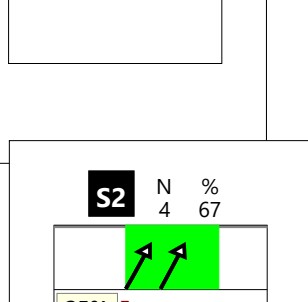
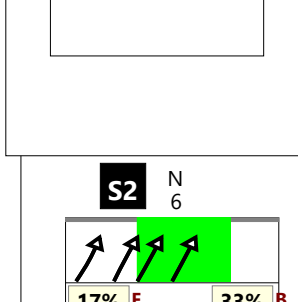
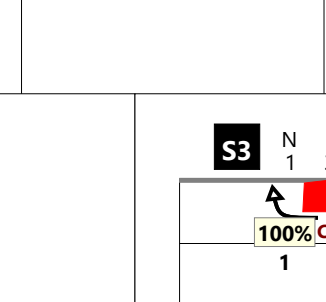
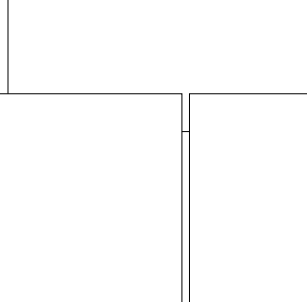
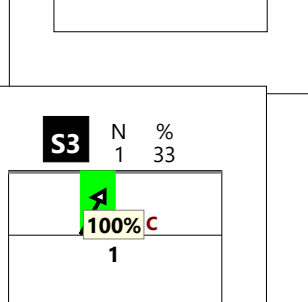
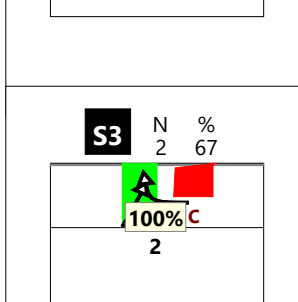


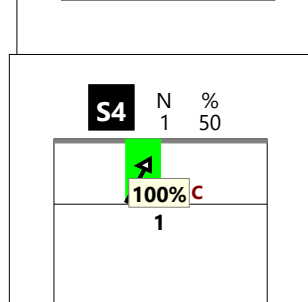
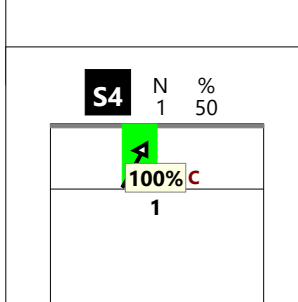
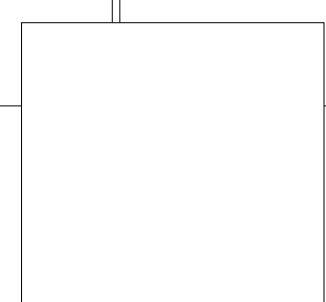
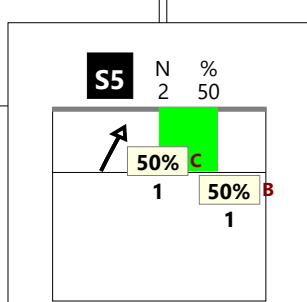
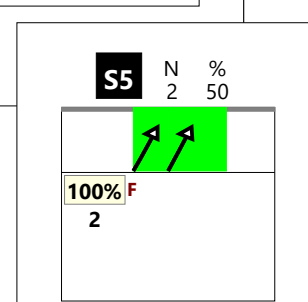
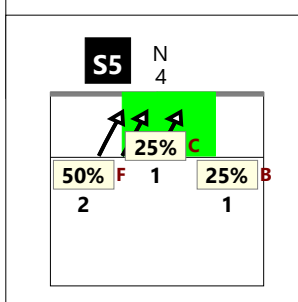

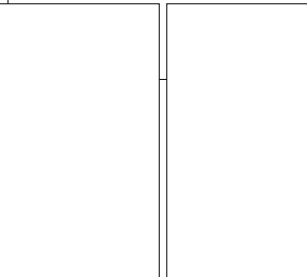
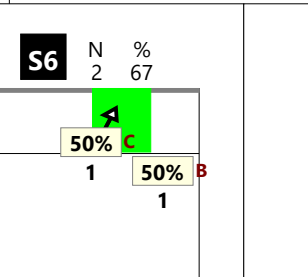
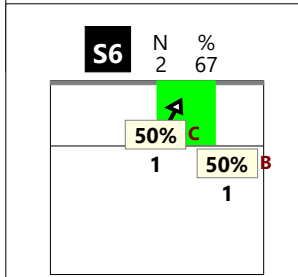

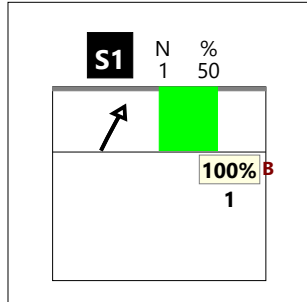

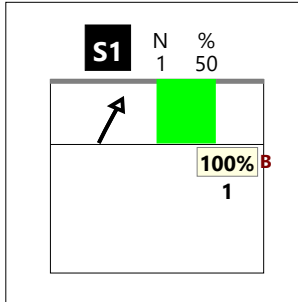
Pool D2

Totale

Chiamata 1 (K1 + KH)

Chiamata 7 (K7 + KX)

Chiamata 2 (K2 + KW)



Print Composition - 45 - Distribuzione su ricezione buona per basi


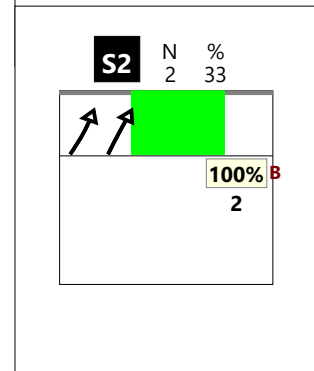
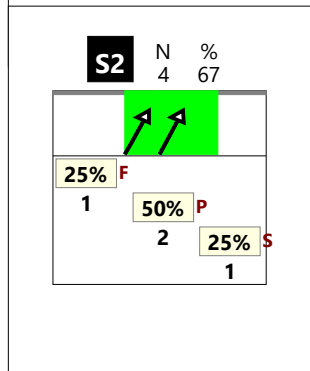
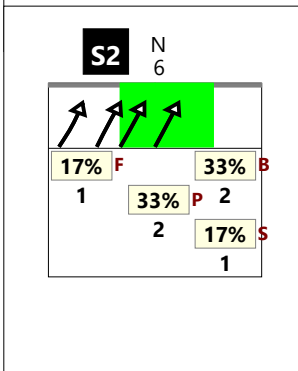
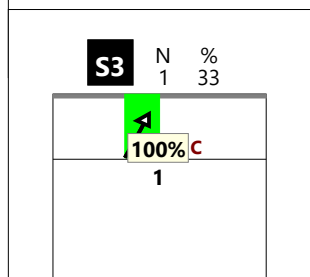
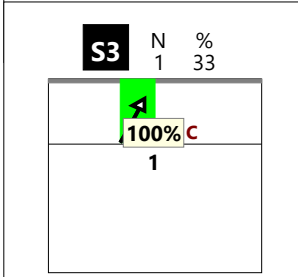

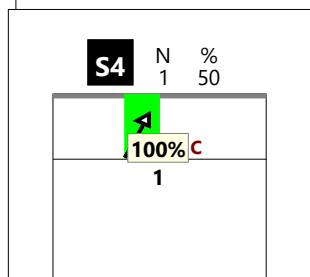
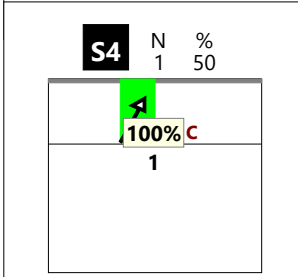

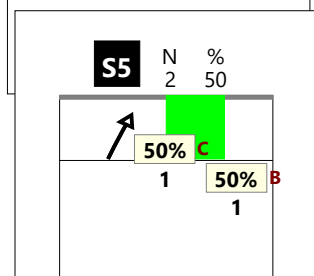
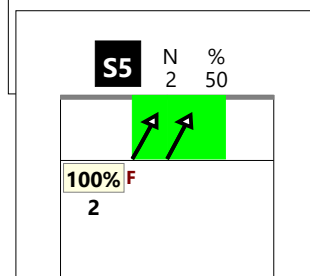
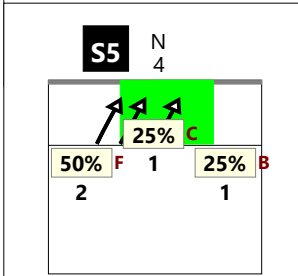
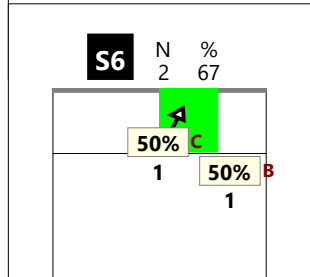
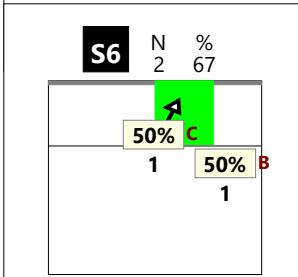

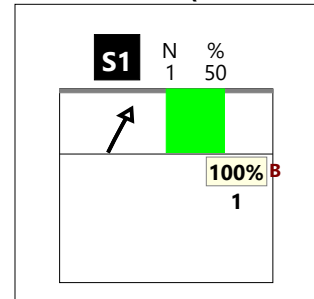

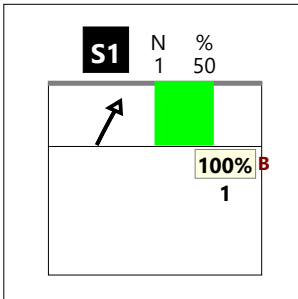
Cuba (2016 WL)	1	19	23	25	22	89	06/23/2016	World League	Pool D2
SLOVAKIA 2016	3	25	25	22	25	97	20.00.00	Bratislava(Slovakia)	

Totale

Chiamata 1 (K1 + KH)

Chiamata 7 (K7 + KX)

Chiamata 2 (K2 + KW)



Cuba (2016 WL)  
SLOVAKIA 2016

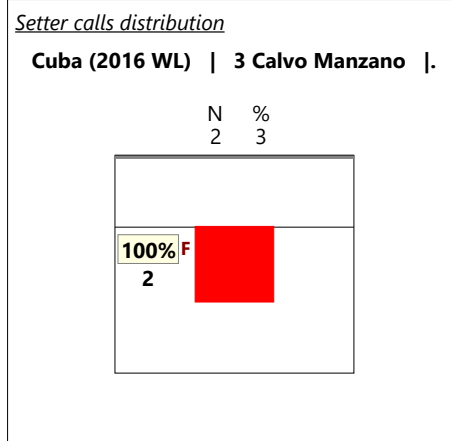
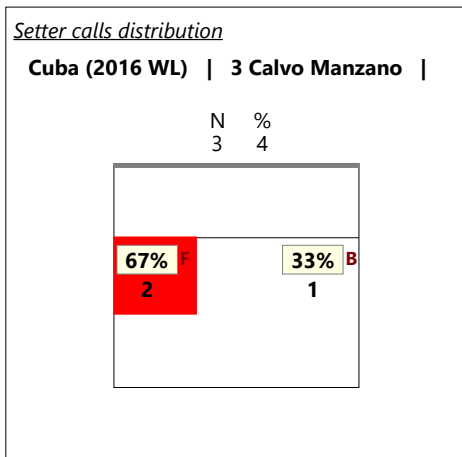
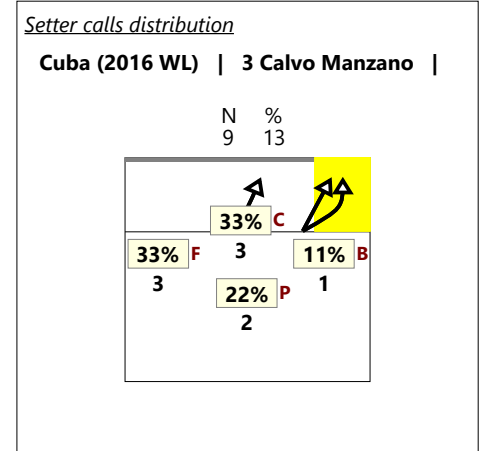
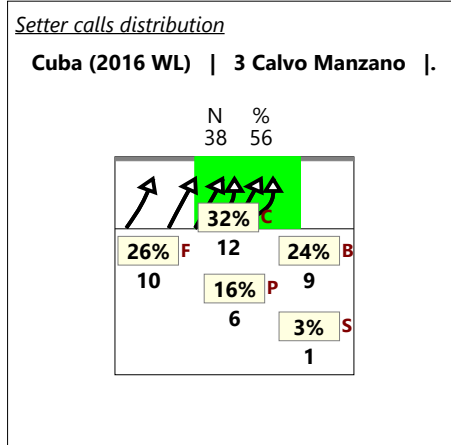
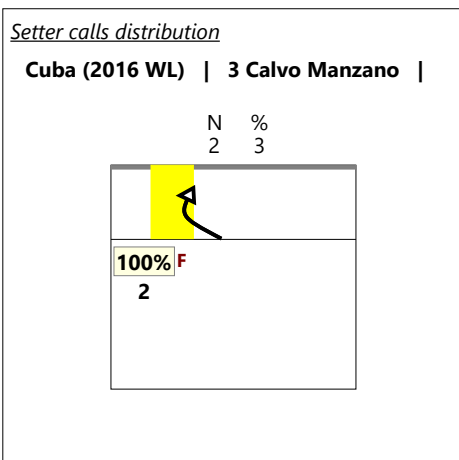
1	19	23	25	22	89
3	25	25	22	25	97

06/23/2016  
20.00.00

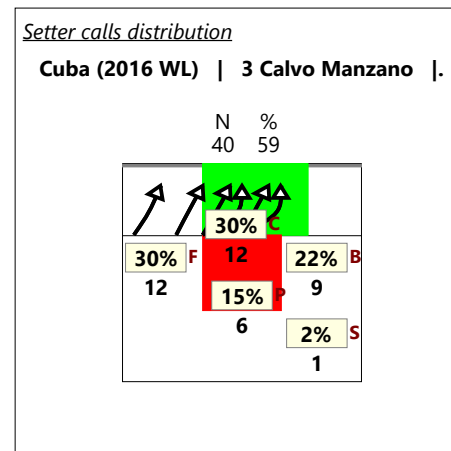
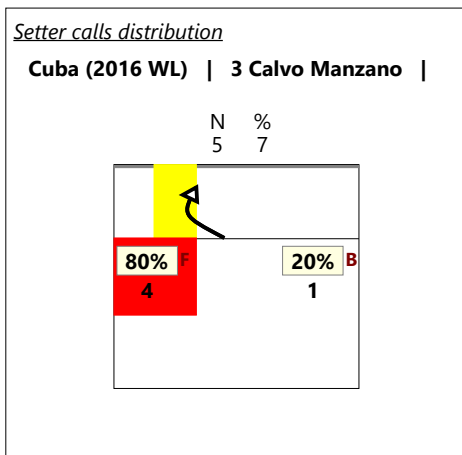
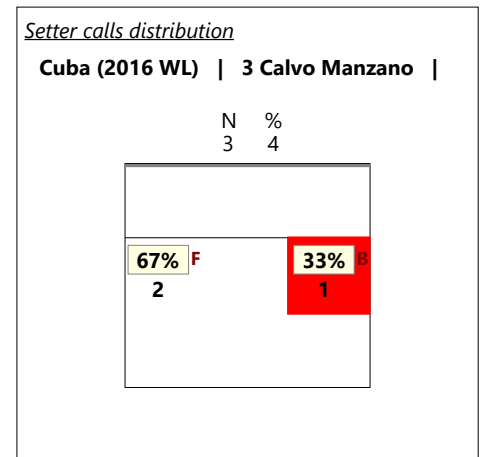
World League  
Bratislava(Slovakia)

Pool D2


## Distribuzione per zone di alzata (cambio palla)



\*solo zona centrale

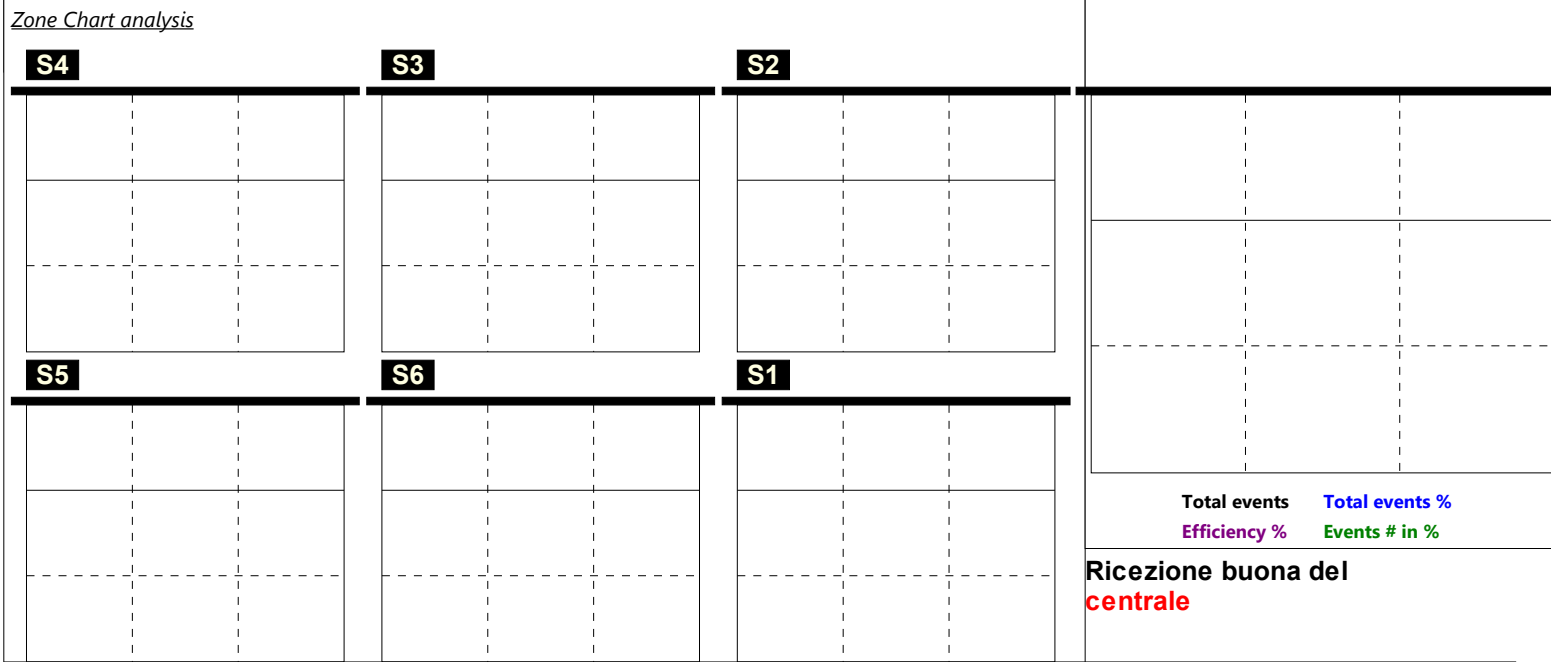
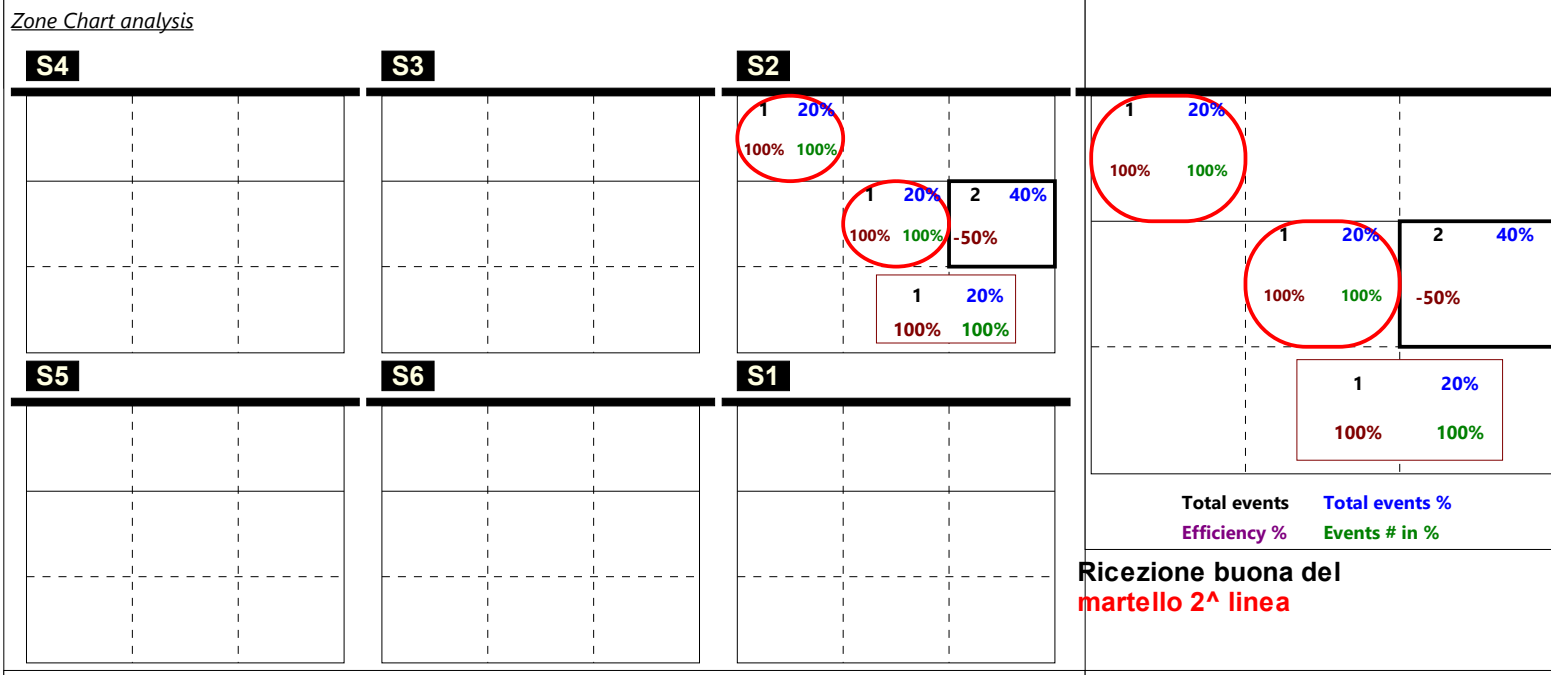
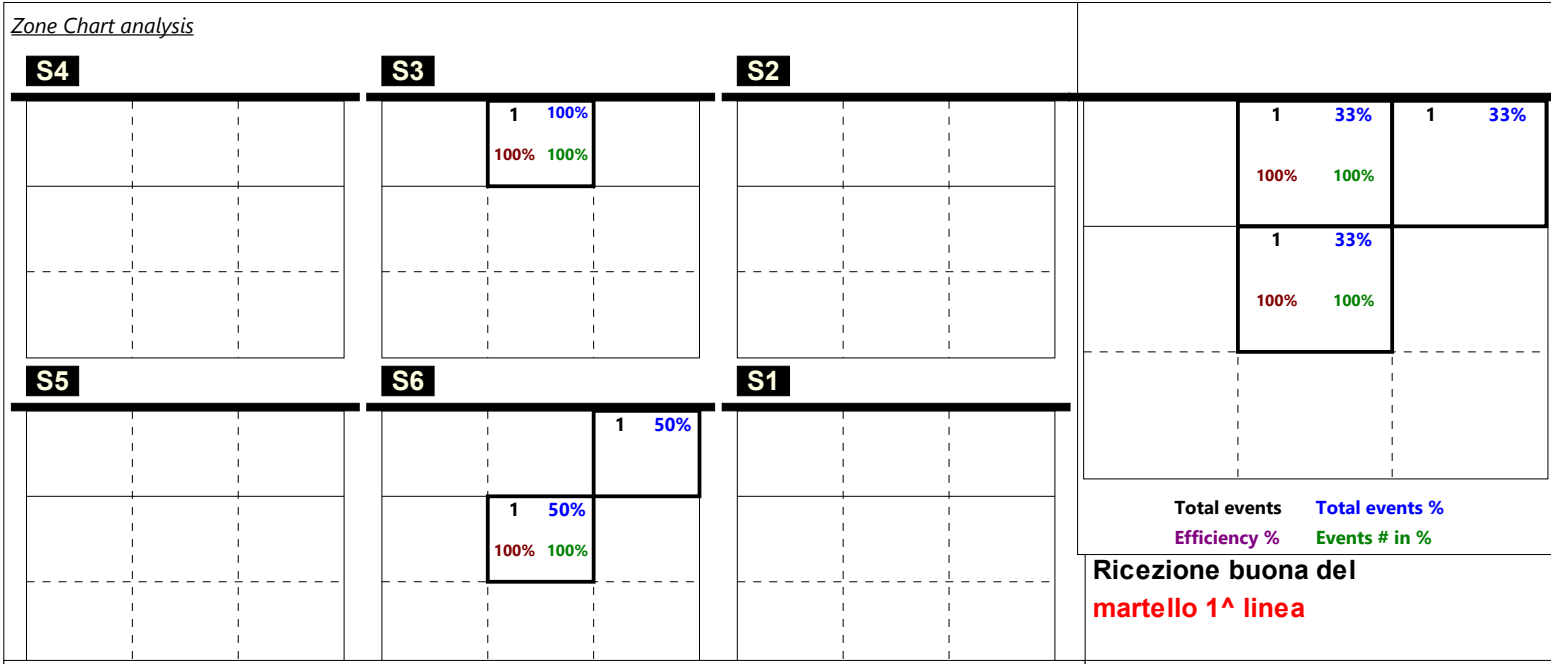


\*solo zona centrale



# Print Composition - 47 - Distribuzione per ruolo del ricettore

Cuba (2016 WL)	1	19	23	25	22			89	06/23/2016	World League	Pool D2
SLOVAKIA 2016	3	25	25	22	25			97	20.00.00	Bratislava(Slovakia)	

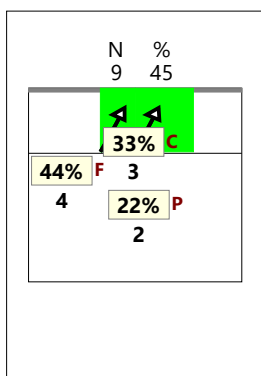




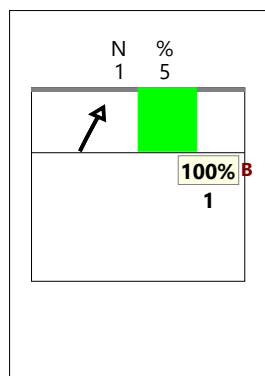
Print Composition - 48 - Distribuzione in contrattacco

Cuba (2016 WL)	1	19	23	25	22	89	06/23/2016	World League	Pool D2
SLOVAKIA 2016	3	25	25	22	25	97	20.00.00	Bratislava(Slovakia)	

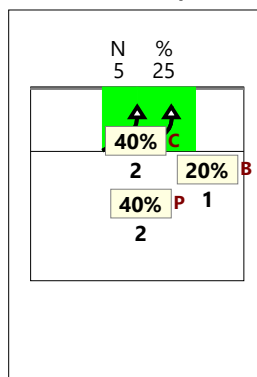
**Chiamata 1 (K1 + KH)**




**Chiamata 7 (K7 + KX)**




**Chiamata 2 (K2 + KW)**




**Chiamata CC (KD + KJ)**



**Verso 2**



**Verso 4**



**Staccata**

