

Total Worksheet - 01 - Formazioni iniziali e rotazioni di partenza

(5) ISR, ISR, MDA, MDA, MKD

Formazioni iniziali e rotazioni di partenza

Formazioni iniziali

Giocatore	Set gi	Titolar	Alzat	1° ma	2° ce	Oppo	2° ma	1° ce	Batt. M	Batt. Q	Rice	Att
Romania 2	20	16	3	3	3	3	2	2	237	223	342	509
1 Matei	8	.	.	.	.	.	.	.	0	23	0	59
4 Olteanu	4	.	.	.	.	.	.	.	18	0	0	9
15 Suson	6	.	.	.	.	.	.	.	18	1	47	32
6 Maries	9	.	.	.	.	.	.	.	0	0	50	0
17 Feher	12	.	.	.	.	.	.	.	0	0	51	0
7 Ene	11	.	.	.	.	.	.	.	4	43	90	56
9 Olteanu	1	.	.	.	.	.	.	.	0	0	0	5
12 Bala	15	2	.	.	.	.	2	.	0	63	41	98
16 Aciobanitei	9	3	.	2	1	.	.	.	3	31	55	51
11 Lica	9	3	.	.	.	3	.	.	0	27	0	44
14 Cherbeleata	7	.	.	.	.	.	.	.	6	11	0	45
5 Mihalcea	6	.	.	.	.	.	.	.	21	0	1	15
8 Gheorghita	10	2	.	.	.	.	.	2	29	0	2	27
18 Laza	6	.	.	.	.	.	.	.	0	21	1	14
19 Spinu	15	3	.	1	2	.	.	.	59	1	2	41
3 Ghimes	7	.	.	.	.	.	.	.	24	0	0	1
10 Bartha	16	3	3	.	.	.	.	.	55	2	2	12

Rotazioni di partenza

Totale	Tutti i set	1. set	2. set	3. set	4. set	5. set
	. . 2	. . 1	. . .	. . 1	. . .	. . .
	. . 4	. . 1	. . 2	. . 1	. . .	. . .
In battuta	Tutti i set	1. set	2. set	3. set	4. set	5. set
	. . .	. . .	. . .	. . .	. . .	. . .
	. . 3	. . 1	. . 1	. . 1	. . .	. . .
In ricezione	Tutti i set	1. set	2. set	3. set	4. set	5. set
	. . 2	. . 1	. . .	. . 1	. . .	. . .
	. . 1	. . .	. . 1	. . .	. . .	. . .

Total Worksheet - 07 - Battuta

(5) ISR, ISR, MDA, MDA, MKD

		BATTUTA TOTALE													
Nome	Totale	Ind.	(#)%	(/)%	(+)%	Pos%	Ace	Ace/	(!)%	(-)%	(=)%	(=)	Err./S	Err./A	
n.\$	Romania 2	413	41	8%	6%	34%	48%	32	1.6	13%	26%	14%	57	2.9	1.8
n.7	7 Ene	47	40.0	6%	9%	38%	53%	3	0.3	4%	23%	19%	9	0.8	3.0
n.9	9 Olteanu	.	0.0	----	----	----	----	.	0.0	----	----	----	.	0.0	----
n.12	12 Bala	63	48.0	17%	6%	30%	53%	11	0.7	11%	21%	14%	9	0.6	0.8
n.16	16 Aciobanitei	34	37.0	9%	6%	24%	39%	3	0.3	15%	24%	24%	8	0.9	2.7
n.11	11 Lica	31	40.0	10%	3%	32%	45%	3	0.3	16%	19%	19%	6	0.7	2.0
n.14	14 Cherbeleata	17	42.0	12%	6%	35%	53%	2	0.3	.	29%	18%	3	0.4	1.5
n.5	5 Mihalcea	21	37.0	.	5%	38%	43%	.	0.0	10%	38%	10%	2	0.3	----
n.8	8 Gheorghita	29	42.0	7%	7%	38%	52%	2	0.2	10%	24%	14%	4	0.4	2.0
n.18	18 Laza	21	40.0	5%	5%	48%	58%	1	0.2	10%	14%	19%	4	0.7	4.0
n.19	19 Spinu	60	41.0	5%	7%	23%	35%	3	0.0	18%	43%	3%	2	0.0	0.7
n.3	3 Ghimes	24	39.0	.	.	46%	46%	.	0.0	17%	38%	.	.	0.0	----
n.10	10 Bartha	66	41.0	6%	5%	39%	50%	4	----	17%	18%	15%	10	----	2.5

		BATTUTA JUMP													
Nome	Totale	Ind.	(#)%	(/)%	(+)%	Pos%	Ace	Ace/	(!)%	(-)%	(=)%	Err.	Err./S	Err./A	
n.\$	Romania 2	199	42	0	6%	32%	38%	22	1.1	11%	20%	20%	40	2.0	1.8
n.7	7 Ene	43	41	7%	9%	40%	56%	3	0.3	5%	19%	21%	9	0.8	3.0
n.9	9 Olteanu	.	.	----	----	----	----	.	0.0	----	----	----	.	0.0	----
n.12	12 Bala	63	48	17%	6%	30%	53%	11	0.7	11%	21%	14%	9	0.6	0.8
n.16	16 Aciobanitei	31	35	6%	6%	23%	35%	2	0.2	16%	23%	26%	8	0.9	4.0
n.11	11 Lica	27	38	11%	.	30%	41%	3	----	19%	19%	22%	6	----	2.0
n.14	14 Cherbeleata	11	44	18%	9%	27%	54%	2	----	.	18%	27%	3	----	1.5
n.5	5 Mihalcea	.	.	----	----	----	----	.	0.0	----	----	----	.	0.0	----
n.8	8 Gheorghita	.	.	----	----	----	----	.	0.0	----	----	----	.	0.0	----
n.18	18 Laza	21	40	5%	5%	48%	58%	1	0.2	10%	14%	19%	4	0.7	4.0
n.19	19 Spinu	1	38	.	.	.	.	.	0.0	100%	.	.	.	0.0	----
n.3	3 Ghimes	.	.	----	----	----	----	.	0.0	----	----	----	.	0.0	----
n.10	10 Bartha	2	13	.	.	.	.	.	----	.	50%	50%	1	----	----

		BATTUTA FLOAT													
Nome	Totale	Ind.	(#)%	(/)%	(+)%	Pos%	Ace	Ace/	(!)%	(-)%	(=)%	Err.	Err./S	Err./A	
n.\$	Romania 2	201	41	0	5%	35%	40%	10	0.5	15%	33%	6%	13	0.7	1.3
n.7	7 Ene	4	32	.	.	25%	25%	.	0.3	.	75%	.	.	0.8	----
n.9	9 Olteanu	.	.	----	----	----	----	.	0.0	----	----	----	.	0.0	----
n.12	12 Bala	.	.	----	----	----	----	.	0.7	----	----	----	.	0.6	----

Total Worksheet - 07 - Battuta

n.16	16 Aciobanitei	<b>3</b>	59	33%	.	33%	66%	1	0.2	.	33%	.	0.9	0.0
n.11	11 Lica	.	.	---	---	---	---	.	---	---	---	.	---	---
n.14	14 Cherbeleata	<b>6</b>	38	.	.	50%	50%	.	---	.	50%	.	---	---
n.5	5 Mihalcea	<b>21</b>	37	.	5%	38%	43%	.	0.0	10%	38%	10%	2	0.0
n.8	8 Gheorghita	<b>29</b>	42	7%	7%	38%	52%	2	0.0	10%	24%	14%	4	0.0
n.18	18 Laza	.	.	---	---	---	---	.	0.2	---	---	---	.	0.7
n.19	19 Spinu	<b>59</b>	41	5%	7%	24%	36%	3	0.0	17%	44%	3%	2	0.0
n.3	3 Ghimes	<b>24</b>	39	.	.	46%	46%	.	0.0	17%	38%	.	.	0.0
n.10	10 Bartha	<b>55</b>	44	7%	5%	40%	52%	4	---	20%	18%	9%	5	1.3

Total Worksheet - 02 - Ricezione

(5) ISR, ISR, MDA, MDA, MKD

Nome	RICEZIONE TOTALE										RICEZIONE JUMP						RICEZIONE FLOAT								
	Totale	Ind.	Pos%	(!)%	(/)%	(=)%	Err.	Err.%	Err./Set	Totale	Ind.	Pos%	(!)%	(/)%	(=)%	Err.%	Err./Set	Totale	Ind.	Pos%	(!)%	(/)%	(=)%	Err.%	Err./Set
n.\$ Romania 2	287	63	57%	17%	7%	3%	31	10%	1.6	121	59	55%	14%	10%	6%	16%	0.9	165	65	59%	19%	5%	2%	7%	0.6
n.17 17 Feher	51	68	68%	16%	2%	2%	2	4%	0.1	20	64	65%	15%	5%	5%	10%	0.1	31	71	71%	16%	.	.	.	0.0
n.6 6 Maries	50	63	60%	16%	8%	4%	6	12%	0.3	29	59	55%	14%	10%	7%	17%	0.3	21	68	67%	19%	5%	.	5%	0.1
n.7 7 Ene	90	60	48%	20%	8%	4%	11	12%	0.6	28	53	43%	18%	14%	11%	25%	0.3	62	63	50%	21%	5%	2%	7%	0.2
n.9 9 Olteanu	.	.	---	---	(---)	(---)	.	---	0.0	.	.	---	---	(---)	(---)	---	0.0	.	.	---	---	(---)	(---)	---	0.0
n.12 12 Bala	41	58	52%	15%	12%	5%	7	17%	0.3	27	61	56%	11%	11%	.	11%	0.1	14	52	43%	21%	14%	14%	28%	0.2
n.16 16 Aciobanitei	55	65	64%	16%	7%	2%	5	9%	0.3	17	61	58%	12%	6%	6%	12%	0.1	37	67	68%	16%	8%	.	8%	0.1
n.0 0???	.	.	---	---	((---))	((---))	.	---	0.0	.	.	---	---	((---))	((---))	---	0.0	.	.	---	---	((---))	((---))	---	0.0
n.0 0???	.	.	---	---	---	---	.	---	0.0	.	.	---	---	---	---	---	0.0	.	.	---	---	---	---	---	0.0

Nome	RICEZIONE JUMP									RICEZIONE FLOAT																				
	Sx			Cx			Dx			Alto			Basso			Sx			Cx			Dx			Alto			Basso		
	Totale	Pos%	Err.%	Totale	Pos%	Err.%	Totale	Pos%	Err.%	Totale	Pos%	Err.%	Totale	Pos%	Err.%	Totale	Pos%	Err.%	Totale	Pos%	Err.%	Totale	Pos%	Err.%	Totale	Pos%	Err.%	Totale	Pos%	Err.%
n.17 17 Feher	14	79%	.	3	.	33%	2	100%	.	.	---	---	1	.	100%	5	60%	.	15	93%	.	9	33%	.	.	---	---	2	100%	.
n.6 6 Maries	3	33%	33%	11	64%	.	13	46%	30%	.	---	---	2	100%	.	1	100%	.	7	86%	14%	6	33%	.	4	75%	.	3	66%	.
n.7 7 Ene	9	55%	33%	7	58%	14%	5	20%	40%	.	---	---	7	28%	14%	7	29%	.	24	50%	4%	16	50%	6%	6	66%	17%	8	62%	12%
n.9 9 Olteanu	.	---	---	.	---	---	.	---	---	.	---	---	.	---	---	.	---	---	.	---	---	.	---	---	.	---	---	.	---	---
n.12 12 Bala	1	.	.	13	69%	8%	10	40%	20%	1	.	.	2	100%	.	.	---	---	3	67%	33%	3	.	33%	5	80%	.	1	.	100%
n.16 16 Aciobanitei	4	75%	.	12	58%	8%	1	.	100%	.	---	---	.	---	---	3	66%	.	19	63%	11%	.	---	---	11	72%	.	4	75%	25%
n.0 0???	.	---	---	.	---	---	.	---	---	.	---	---	.	---	---	.	---	---	.	---	---	.	---	---	.	---	---	.	---	---
n.0 0???	.	---	---	.	---	---	.	---	---	.	---	---	.	---	---	.	---	---	.	---	---	.	---	---	.	---	---	.	---	---

Total Worksheet - 03 - Attacco prima palla

(5) ISR, ISR, MDA, MDA, MKD

ATTACCO PRIMA PALLA																																						
Nome	Tot.	Tot.%	Eff.%	(+)	(+)%	(#)	(#)%	(#)/S	pos.%	(/)	(/)%	(=)	(=)%	Err.%	Err./S	Quick					Alta					Pipe/Schema					Primo tempo							
																Tot.	#	+	/	=	Tot.	#	+	/	=	Tot.	#	+	/	=	Tot.	#	+	/	=			
Quick	104	46%	32%	11	11%	54	52%	2.7	62%	11	11%	10	10%	20%	1.1																							
Alta	33	15%	42%	2	6%	18	55%	0.9	61%	2	6%	2	6%	12%	0.2																							
Pipe/Schema	21	9%	38%	0	0%	13	62%	0.7	62%	3	14%	2	10%	24%	0.3																							
Primo tempo	69	30%	49%	4	6%	40	58%	2.0	64%	3	4%	3	4%	9%	0.3																							
<b>Totale</b>	<b>227</b>	<b>X</b>	<b>32%</b>	<b>17</b>	<b>7%</b>	<b>125</b>	<b>55%</b>	<b>6.3</b>	<b>---</b>	<b>19</b>	<b>8%</b>	<b>17</b>	<b>7%</b>	<b>16%</b>	<b>1.8</b>																							
n.7 7 Ene	27	12%	41%	3	11%	14	52%	1.3	63%	2	7%	1	4%	11%	1.0	15	7	3	1	1	9	5	0	1	0	3	2	0	0	0	0	0	0	0	0	0	0	
n.9 9 Olteanu	3	1%	67%	0	0%	2	67%	2.0	67%	0	0%	0	0%	0%	0.0	1	0	0	0	0	2	2	0	0	0	0	0	0	0	0	0	0	0	0	0	0	0	0
n.1 12 Bala	55	24%	44%	5	9%	32	58%	2.1	67%	7	13%	1	2%	15%	1.0	29	16	4	3	1	10	5	1	1	0	16	11	0	3	0	0	0	0	0	0	0	0	
n.1 16 Acioibanitei	25	11%	12%	1	4%	12	48%	2.1	67%	5	20%	4	16%	15%	1.0	21	12	1	5	1	2	0	0	0	1	2	0	0	0	2	0	0	0	0	0	0	0	
n.1 11 Lica	24	11%	25%	4	17%	12	50%	1.3	67%	2	8%	4	17%	25%	2.8	18	9	3	2	3	6	3	1	0	1	0	0	0	0	0	0	0	0	0	0	0	0	
n.1 14 Cherbeleata	24	11%	38%	0	0%	13	54%	1.9	54%	0	0%	4	17%	17%	2.4	20	10	0	0	4	4	3	0	0	0	0	0	0	0	0	0	0	0	0	0	0	0	0
n.5 5 Mihalcea	8	4%	38%	0	0%	4	50%	0.7	50%	0	0%	1	12%	12%	2.0	0	0	0	0	0	0	0	0	0	0	0	0	0	0	0	0	0	0	8	4	0	0	1
n.8 8 Gheorghita	19	8%	42%	1	5%	10	53%	1.0	58%	0	0%	2	11%	11%	1.1	0	0	0	0	0	0	0	0	0	0	0	0	0	0	0	0	0	19	10	1	0	2	
n.1 18 Laza	9	4%	67%	0	0%	6	67%	1.0	67%	0	0%	0	0%	0%	0.0	0	0	0	0	0	0	0	0	0	0	0	0	0	0	0	0	0	0	9	6	0	0	0
n.1 19 Spinu	33	15%	52%	3	9%	20	61%	1.3	70%	3	9%	0	0%	9%	0.6	0	0	0	0	0	0	0	0	0	0	0	0	0	0	0	0	0	0	33	20	3	3	0

ATTACCO PRIMA PALLA																																			
Nome	Ricezione (#) e (+)								Ricezione (#)								Ricezione (+)					Ricezione (!)					Ricezione (-)								
	Tot.	Tot.%	(#)	(#)%	(/)%	(=)%	Err.%	Tot.	Tot.%	(#)	(#)%	(/)%	(=)%	Err.%	Tot.	Tot.%	(#)	(#)%	(/)%	(=)%	Err.%	Tot.	Tot.%	(#)	(#)%	(/)%	(=)%	Err.%	Tot.	Tot.%	(#)	(#)%	(/)%	(=)%	Err.%
Romania 2	184	100%	111	60%	7%	9%	16%	102	100%	65	64%	8%	8%	16%	82	100%	---	56%	5%	10%	15%	55	100%	21	38%	18%	11%	29%	43	100%	21	49%	5%	5%	10%
<b>Opposti</b>	<b>Ricezione (#) e (+)</b>								<b>Ricezione (#)</b>								<b>Ricezione (+)</b>					<b>Ricezione (!)</b>					<b>Ricezione (-)</b>								
n.1 11 Lica	9	5%	5	56%	0%	22%	22%	4	4%	1	25%	0%	25%	25%	5	6%	---	80%	0%	20%	20%	10	18%	5	50%	20%	10%	30%	5	12%	2	40%	0%	20%	20%
n.1 14 Cherbeleata	16	9%	8	50%	0%	19%	19%	9	9%	5	56%	0%	22%	22%	7	9%	---	43%	0%	14%	14%	4	7%	2	50%	0%	25%	25%	4	9%	3	75%	0%	0%	0%
<b>Martelli</b>	<b>Ricezione (#) e (+)</b>								<b>Ricezione (#)</b>								<b>Ricezione (+)</b>					<b>Ricezione (!)</b>					<b>Ricezione (-)</b>								
n.7 7 Ene	12	7%	8	67%	0%	8%	8%	6	6%	4	67%	0%	17%	17%	6	7%	---	67%	0%	0%	0%	6	11%	1	17%	17%	0%	17%	9	21%	5	56%	11%	0%	11%
n.9 9 Olteanu	1	1%	0	0%	0%	0%	0%	0	0%	0	---	---	---	---	1	1%	---	0%	0%	0%	0%	0	0%	0	---	---	---	---	2	5%	2	100%	0%	0%	0%
n.1 12 Bala	35	19%	22	63%	9%	3%	12%	19	19%	13	68%	11%	0%	11%	16	20%	---	56%	6%	6%	12%	11	20%	6	55%	36%	0%	36%	9	21%	4	44%	0%	0%	0%
n.1 16 Acioibanitei	18	10%	9	50%	22%	11%	33%	11	11%	5	45%	27%	9%	36%	7	9%	---	57%	14%	14%	28%	4	7%	2	50%	25%	25%	50%	3	7%	1	33%	0%	33%	33%
<b>Centrali</b>	<b>Ricezione (#) e (+)</b>								<b>Ricezione (#)</b>								<b>Ricezione (+)</b>					<b>Ricezione (!)</b>					<b>Ricezione (-)</b>								
n.5 5 Mihalcea	8	4%	4	50%	0%	12%	12%	4	4%	2	50%	0%	25%	25%	4	5%	---	50%	0%	0%	0%	0	0%	0	---	---	---	---	0	0%	0	---	---	---	---
n.8 8 Gheorghita	13	7%	8	62%	0%	15%	15%	7	7%	4	57%	0%	14%	14%	6	7%	---	67%	0%	17%	17%	6	11%	2	33%	0%	0%	0%	0	0%	0	---	---	---	---
n.1 18 Laza	9	5%	6	67%	0%	0%	0%	7	7%	6	86%	0%	0%	0%	2	2%	---	0%	0%	0%	0%	0	0%	0	---	---	---	---	0	0%	0	---	---	---	---
n.1 19 Spinu	29	13%	18	62%	10%	0%	10%	19	8%	13	68%	11%	0%	11%	10	4%	---	50%	10%	0%	10%	3	1%	1	33%	0%	0%	0%	1	0%	1	100%	0%	0%	0%
<b>Alzatori</b>	<b>Ricezione (#) e (+)</b>								<b>Ricezione (#)</b>								<b>Ricezione (+)</b>					<b>Ricezione (!)</b>					<b>Ricezione (-)</b>								

## Total Worksheet - 03 - Attacco prima palla

n.3 3 Ghimes



Total Worksheet - 04 - Tipo di attacco

(5) ISR, ISR, MDA, MDA, MKD

Nome	UNO classica						C						DOPPIA C						SETTE classica						DUE											
	Tot.	(#)	(#)%	(/)%	(=)%	Eff.	Tot.	(#)	(#)%	(/)%	(=)%	Eff.	Tot.	(#)	(#)%	(/)%	(=)%	Eff.	Tot.	(#)	(#)%	(/)%	(=)%	Eff.	Tot.	(#)	(#)%	(/)%	(=)%	Eff.						
n.\$ Romania 2	24	17	71%	0%	4%	67%	12	6	50%	8%	0%	42%	3	3	100	0%	0%	100	15	8	53%	7%	7%	39%							4	1	25%	0%	25%	-21%
n.05 5 Mihalcea	2	1	50%	0%	50%	0%	2	0	0%	0%	0%	0%	0	0	(---)	(---)	(---)	(---)	4	2	50%	0%	25%	25%							0	0	(---)	(---)	(---)	(---)
n.8 8 Gheorghita	5	4	80%	0%	0%	80%	2	2	100	0%	0%	100	1	1	100	0%	0%	100	4	2	50%	0%	0%	50%							3	1	33%	0%	33%	-30%
n.18 18 Laza	3	3	100	0%	0%	80%	3	2	67%	0%	0%	100	1	1	100	0%	0%	100	3	2	50%	33%	0%	50%							0	0	(---)	(---)	(---)	(---)
n.19 19 Spinu	14	9	64%	0%	0%	64%	5	2	40%	20%	0%	20%	1	1	100	0%	0%	100	4	2	50%	0%	0%	50%							1	0	0%	0%	0%	1%
Nome	UNO centro rete						DOPPIA C						SETTE centro rete						DUE centro rete																	
n.\$ Romania 2	15	8	53%	13%	0%	40%													6	3	50%	0%	17%	33%							0	0	(---)	(---)	(---)	(---)
n.5 5 Mihalcea	4	2	50%	0%	0%	50%													1	1	100	0%	0%	100							0	0	(---)	(---)	(---)	(---)
n.8 8 Gheorghita	3	2	67%	0%	0%	67%													3	1	33%	0%	33%	0%							0	0	(---)	(---)	(---)	(---)
n.18 18 Laza	2	1	50%	0%	0%	50%													1	0	0%	0%	0%	0%							0	0	(---)	(---)	(---)	(---)
n.19 19 Spinu	6	3	50%	33%	0%	17%													1	1	100	0%	0%	100							0	0	(---)	(---)	(---)	(---)
Nome	VICINO verso 4						LONTANO verso 4						DUE verso 4						VICINO verso 2						LONTANO verso 2						DUE verso 2					
n.\$ Romania 2	4	2	50%	0%	0%	50%	0	0	(---)	(---)	(---)	(---)	0	0	(---)	(---)	(---)	(---)	3	2	67%	0%	0%	67%	2	0	0%	0%	0%	0%	2	1	50%	0%	0%	2%
n.5 5 Mihalcea	1	1	100	0%	0%	100	0	0	(---)	(---)	(---)	(---)	0	0	(---)	(---)	(---)	(---)	0	0	0	(---)	(---)	(---)	0	0	(---)	(---)	(---)	(---)	0	0	(---)	(---)	(---)	(---)
n.8 8 Gheorghita	1	0	0%	0%	0%	0%	0	0	(---)	(---)	(---)	(---)	0	0	(---)	(---)	(---)	(---)	1	0	0%	0%	0%	0%	1	0	0%	0%	0%	0%	2	1	50%	0%	0%	2%
n.18 18 Laza	0	0	(---)	(---)	(---)	(---)	0	0	(---)	(---)	(---)	(---)	0	0	(---)	(---)	(---)	(---)	0	0	0	(---)	(---)	(---)	0	0	(---)	(---)	(---)	(---)	0	0	(---)	(---)	(---)	(---)
n.19 19 Spinu	2	1	50%	0%	0%	50%	0	0	(---)	(---)	(---)	(---)	0	0	(---)	(---)	(---)	(---)	2	2	100	0%	0%	100	1	0	0%	0%	0%	0%	0	0	(---)	(---)	(---)	(---)
Nome	QUICK da 4						QUICK da 2						QUICK da 1						PIPE/SCHEMI						PALLA ALTA											
n.\$ Romania 2	87	45	52%	13%	9%	30%	43	29	67%	14%	5%	48%	26	8	31%	8%	31%	-8%	30	15	50%	10%	13%	27%	109	46	42%	4%	10%	28%						
n.7 7 Ene	16	6	38%	12%	12%	14%	8	5	62%	12%	12%	38%	0	0	(---)	(---)	(---)	(---)	5	2	40%	0%	20%	20%	25	12	48%	4%	8%	36%						
n.9 9 Olteanu	1	0	0%	0%	0%	0%	0	0	(---)	(---)	(---)	(---)	0	0	(---)	(---)	(---)	(---)	0	0	(---)	(---)	(---)	(---)	4	2	50%	0%	0%	50%						
n.12 12 Bala	43	25	58%	9%	7%	42%	0	0	(---)	(---)	(---)	(---)	0	0	(---)	(---)	(---)	(---)	21	12	57%	14%	5%	38%	33	15	45%	3%	12%	30%						
n.16 16 Acioabanitei	23	13	57%	13%	9%	35%	9	5	56%	33%	11%	12%	0	0	(---)	(---)	(---)	(---)	4	1	25%	0%	50%	-25%	14	3	21%	0%	14%	7%						
n.11 11 Lica	2	1	50%	50%	0%	0%	10	9	90%	0%	0%	90%	14	6	43%	7%	29%	7%	0	0	(---)	(---)	(---)	(---)	18	8	44%	0%	17%	27%						
n.14 14 Cherbeleata	2	0	0%	50%	50%	-100	16	10	62%	12%	0%	50%	12	2	17%	8%	33%	-24%	0	0	(---)	(---)	(---)	(---)	15	6	40%	13%	0%	27%						
n.0 0???	0	0	(---)	(---)	(---)	(---)	0	0	(---)	(---)	(---)	(---)	0	0	(---)	(---)	(---)	(---)	0	0	(---)	(---)	(---)	(---)	0	0	(---)	(---)	(---)	(---)						





Total Worksheet - 06 - Utilizzo attaccanti in CP per punteggio

(5) ISR, ISR, MDA, MDA, MKD

Alzatore 10		-4 o peggio					-2 o -3					-1, paritf o +1					+2 o +3					+4 o meglio					-1, paritf o +1 da 24 in poi				
TOTALE																															
Nome	Att.	Distr.	Diff.	Di (%)	Err.%	Att.	Distr.	Diff.	Di (%)	Err.%	Att.	Distr.	Diff.	Di (%)	Err.%	Att.	Distr.	Diff.	Di (%)	Err.%	Att.	Distr.	Diff.	Di (%)	Err.%	Att.	Distr.	Diff.	Di (%)	Err.%	
Romania 2	0	----	----	----	----	0	----	----	----	----	8	100%	0%	75%	12%	3	100%	0%	67%	0%	12	100%	0%	58%	0%	0	----	----	----	----	
n.7 7 Ene	0	----	----	----	----	0	----	----	----	----	0	0%	0%	----	----	0	0%	0%	----	----	0	0%	0%	----	----	0	----	----	----	----	
n.9 9 Olteanu	0	----	----	----	----	0	----	----	----	----	0	0%	-1%	----	----	0	0%	-1%	----	----	0	0%	-1%	----	----	0	----	----	----	----	
n.12 12 Bala	0	----	----	----	----	0	----	----	----	----	1	12%	-7%	100%	0%	1	33%	14%	0%	0%	2	17%	-3%	100%	0%	0	----	----	----	----	
n.16 16 Aciobanitei	0	----	----	----	----	0	----	----	----	----	3	38%	29%	67%	33%	0	0%	-9%	----	----	2	17%	8%	100%	0%	0	----	----	----	----	
n.11 11 Lica	0	----	----	----	----	0	----	----	----	----	0	0%	-9%	----	----	1	33%	25%	100%	0%	2	17%	8%	50%	0%	0	----	----	----	----	
n.14 14 Cherbeleata	0	----	----	----	----	0	----	----	----	----	0	0%	-9%	----	----	0	0%	-9%	----	----	0	0%	-9%	----	----	0	----	----	----	----	
n.5 5 Mihalcea	0	----	----	----	----	0	----	----	----	----	0	0%	-3%	----	----	0	0%	-3%	----	----	0	0%	-3%	----	----	0	----	----	----	----	
n.8 8 Gheorghita	0	----	----	----	----	0	----	----	----	----	2	25%	18%	100%	0%	1	33%	27%	100%	0%	4	33%	27%	25%	0%	0	----	----	----	----	
n.18 18 Laza	0	----	----	----	----	0	----	----	----	----	0	0%	-3%	----	----	0	0%	-3%	----	----	0	0%	-3%	----	----	0	----	----	----	----	
n.19 19 Spinu	0	----	----	----	----	0	----	----	----	----	0	----	----	----	----	0	----	----	----	----	0	----	----	----	----	0	----	----	----	----	
n.3 3 Ghimes	0	----	----	----	----	0	----	----	----	----	0	0%	0%	----	----	0	0%	0%	----	----	0	0%	0%	----	----	0	----	----	----	----	
n.10 10 Bartha	0	----	----	----	----	0	----	----	----	----	0	0%	-1%	----	----	0	0%	-1%	----	----	0	0%	-1%	----	----	0	----	----	----	----	
RICEZIONE # +																															
Nome	Att.	Distr.	Diff.	Di (%)	Err.%	Att.	Distr.	Diff.	Di (%)	Err.%	Att.	Distr.	Diff.	Di (%)	Err.%	Att.	Distr.	Diff.	Di (%)	Err.%	Att.	Distr.	Diff.	Di (%)	Err.%	Att.	Distr.	Diff.	Di (%)	Err.%	
Romania 2	0	----	----	----	----	0	----	----	----	----	6	100%	0%	83%	17%	2	100%	0%	----	----	10	100%	0%	60%	0%	0	----	----	----	----	
n.7 7 Ene	0	----	----	----	----	0	----	----	----	----	0	0%	0%	----	----	0	0%	0%	----	----	0	0%	0%	----	----	0	----	----	----	----	
n.9 9 Olteanu	0	----	----	----	----	0	----	----	----	----	0	0%	-1%	----	----	0	0%	-1%	----	----	0	0%	-1%	----	----	0	----	----	----	----	
n.12 12 Bala	0	----	----	----	----	0	----	----	----	----	1	17%	-3%	----	----	1	50%	30%	----	----	2	20%	0%	100%	----	0	----	----	----	----	
n.16 16 Aciobanitei	0	----	----	----	----	0	----	----	----	----	3	50%	41%	67%	33%	0	0%	-9%	----	----	1	10%	1%	----	----	0	----	----	----	----	
n.11 11 Lica	0	----	----	----	----	0	----	----	----	----	0	0%	-9%	----	----	0	0%	-9%	----	----	1	10%	1%	----	----	0	----	----	----	----	
n.14 14 Cherbeleata	0	----	----	----	----	0	----	----	----	----	0	0%	-9%	----	----	0	0%	-9%	----	----	0	0%	-9%	----	----	0	----	----	----	----	
n.5 5 Mihalcea	0	----	----	----	----	0	----	----	----	----	0	0%	-3%	----	----	0	0%	-3%	----	----	0	0%	-3%	----	----	0	----	----	----	----	
n.8 8 Gheorghita	0	----	----	----	----	0	----	----	----	----	1	17%	10%	----	----	1	50%	43%	----	----	4	40%	33%	25%	0%	0	----	----	----	----	
n.18 18 Laza	0	----	----	----	----	0	----	----	----	----	0	0%	0%	----	----	0	0%	0%	----	----	0	0%	0%	----	----	0	----	----	----	----	
n.19 19 Spinu	0	----	----	----	----	0	----	----	----	----	0	----	----	----	----	0	----	----	----	----	0	----	----	----	----	0	----	----	----	----	
n.3 3 Ghimes	0	----	----	----	----	0	----	----	----	----	0	0%	0%	----	----	0	0%	0%	----	----	0	0%	0%	----	----	0	----	----	----	----	
n.10 10 Bartha	0	----	----	----	----	0	----	----	----	----	0	0%	-1%	----	----	0	0%	-1%	----	----	0	0%	-1%	----	----	0	----	----	----	----	
RICEZIONE !																															
Nome	Att.	Distr.	Diff.	Di (%)	Err.%	Att.	Distr.	Diff.	Di (%)	Err.%	Att.	Distr.	Diff.	Di (%)	Err.%	Att.	Distr.	Diff.	Di (%)	Err.%	Att.	Distr.	Diff.	Di (%)	Err.%	Att.	Distr.	Diff.	Di (%)	Err.%	
Romania 2	0	----	----	----	----	0	----	----	----	----	2	100%	0%	50%	0%	1	100%	0%	100%	0%	2	100%	0%	50%	0%	0	----	----	----	----	
n.7 7 Ene	0	----	----	----	----	0	----	----	----	----	0	0%	0%	----	----	0	0%	0%	----	----	0	0%	0%	----	----	0	----	----	----	----	
n.9 9 Olteanu	0	----	----	----	----	0	----	----	----	----	0	0%	-1%	----	----	0	0%	-1%	----	----	0	0%	-1%	----	----	0	----	----	----	----	
n.12 12 Bala	0	----	----	----	----	0	----	----	----	----	0	0%	-20%	----	----	0	0%	-20%	----	----	0	0%	-20%	----	----	0	----	----	----	----	
n.16 16 Aciobanitei	0	----	----	----	----	0	----	----	----	----	0	0%	-9%	----	----	0	0%	-9%	----	----	1	50%	41%	100%	0%	0	----	----	----	----	

### Total Worksheet - 06 - Utilizzo attaccanti in CP per punteggio

n.11	11 Lica	0	---	---	---	---	0	---	---	---	---	0	0%	-9%	---	---	1	100%	91%	100%	0%	1	50%	41%	0%	0%	0	---	---	---	---
n.14	14 Cherbeleata	0	---	---	---	---	0	---	---	---	---	0	0%	-9%	---	---	0	0%	-9%	---	---	0	0%	-9%	---	---	0	---	---	---	---
n.5	5 Mihalcea	0	---	---	---	---	0	---	---	---	---	0	0%	-3%	---	---	0	0%	-3%	---	---	0	0%	-3%	---	---	0	---	---	---	---
n.8	8 Gheorghita	0	---	---	---	---	0	---	---	---	---	1	50%	43%	100%	0%	0	0%	-7%	---	---	0	0%	-7%	---	---	0	---	---	---	---
n.18	18 Laza	0	---	---	---	---	0	---	---	---	---	0	0%	-3%	---	---	0	0%	-3%	---	---	0	0%	-3%	---	---	0	---	---	---	---
n.19	19 Spinu	0	---	---	---	---	0	---	---	---	---	0	---	---	---	---	0	---	---	---	---	0	---	---	---	---	0	---	---	---	---
n.3	3 Ghimes	0	---	---	---	---	0	---	---	---	---	0	0%	0%	---	---	0	0%	0%	---	---	0	0%	0%	---	---	0	---	---	---	---
n.10	10 Bartha	0	---	---	---	---	0	---	---	---	---	0	0%	-1%	---	---	0	0%	-1%	---	---	0	0%	-1%	---	---	0	---	---	---	---

#### RICEZIONE -

Nome	Att.	Distr.	Diff.	Di	(#)%	Err.%	Att.	Distr.	Diff.	Di	(#)%	Err.%	Att.	Distr.	Diff.	Di	(#)%	Err.%	Att.	Distr.	Diff.	Di	(#)%	Err.%	Att.	Distr.	Diff.	Di	(#)%	Err.%
Romania 2	0	---	---	---	---	---	0	---	---	---	---	---	0	---	---	---	---	---	0	---	---	---	---	---	0	---	---	---	---	---
n.07	7 Ene	0	---	---	---	---	0	---	---	---	---	---	0	---	---	---	---	---	0	---	---	---	---	---	0	---	---	---	---	---
n.9	9 Olteanu	0	---	---	---	---	0	---	---	---	---	---	0	---	---	---	---	---	0	---	---	---	---	---	0	---	---	---	---	---
n.12	12 Bala	0	---	---	---	---	0	---	---	---	---	---	0	---	---	---	---	---	0	---	---	---	---	---	0	---	---	---	---	---
n.16	16 Aciobanitei	0	---	---	---	---	0	---	---	---	---	---	0	---	---	---	---	---	0	---	---	---	---	---	0	---	---	---	---	---
n.11	11 Lica	0	---	---	---	---	0	---	---	---	---	---	0	---	---	---	---	---	0	---	---	---	---	---	0	---	---	---	---	---
n.14	14 Cherbeleata	0	---	---	---	---	0	---	---	---	---	---	0	---	---	---	---	---	0	---	---	---	---	---	0	---	---	---	---	---
n.5	5 Mihalcea	0	---	---	---	---	0	---	---	---	---	---	0	---	---	---	---	---	0	---	---	---	---	---	0	---	---	---	---	---
n.8	8 Gheorghita	0	---	---	---	---	0	---	---	---	---	---	0	---	---	---	---	---	0	---	---	---	---	---	0	---	---	---	---	---
n.18	18 Laza	0	---	---	---	---	0	---	---	---	---	---	0	---	---	---	---	---	0	---	---	---	---	---	0	---	---	---	---	---
n.19	19 Spinu	0	---	---	---	---	0	---	---	---	---	---	0	---	---	---	---	---	0	---	---	---	---	---	0	---	---	---	---	---
n.3	3 Ghimes	0	---	---	---	---	0	---	---	---	---	---	0	---	---	---	---	---	0	---	---	---	---	---	0	---	---	---	---	---
n.10	10 Bartha	0	---	---	---	---	0	---	---	---	---	---	0	---	---	---	---	---	0	---	---	---	---	---	0	---	---	---	---	---

Total Worksheet - 08 - Muro per tipo di attacco e base

(5) ISR, ISR, MDA, MDA, MKD

MURO per tipo di attacco							
Tipo di attacco	Att.	Muri	(#)	(+)	(!)	(-)	(=)
<b>Alta</b>	153	59	8%	5%	4%	1%	3%
<b>Pipe/Schema</b>	27	1	0%	0%	4%	0%	0%
<b>Primo tempo</b>	97	29	11%	9%	1%	1%	2%
<b>Quick</b>	204	93	12%	6%	3%	1%	6%
<b>Altro</b>	16	1	6%	0%	0%	0%	0%
<b>Totale</b>	497	184	10%	6%	3%	1%	4%

Base	Tutte le uscite							FRONT							CENTER							BACK												
	Att.	Muri	(#)	(+)	(!)	(-)	(=)	Att.	Muri	(#)	(+)	(!)	(-)	(=)	Att.	Muri	(#)	(+)	(!)	(-)	(=)	Att.	Muri	(#)	(+)	(!)	(-)	(=)						
<b>K1 KH</b>	20	12	25%	0%	5%	5%	25%	8	5	12%	0%	12%	0%	38%	9	5	44%	0%	0%	11%	0%	3	2	0%	0%	0%	0%	67%	0	0	----	----	----	----
<b>K2 KW</b>	0	0	----	----	----	----	----	0	0	----	----	----	----	----	0	0	----	----	----	----	----	0	0	----	----	----	----	----	0	0	----	----	----	----
<b>K7 KX</b>	4	0	0%	0%	0%	0%	0%	0	0	----	----	----	----	----	2	0	0%	0%	0%	0%	0%	2	0	0%	0%	0%	0%	0	0	----	----	----	----	
<b>Tot.</b>	24	12	21%	0%	4%	4%	21%	8	5	12%	0%	12%	0%	38%	11	5	36%	0%	0%	9%	0%	5	2	0%	0%	0%	40%	0	0	----	----	----	----	

DETTAGLIO MURO su palla QUICK							
	Att.	Muri	(#)	(+)	(!)	(-)	(=)
<b>---- X5</b>	104	40	14%	2%	1%	1%	7%
<b>---- X6</b>	59	32	7%	19%	5%	2%	7%
<b>---- X8</b>	41	21	15%	0%	5%	0%	5%
<b>Totale</b>	204	93	12%	6%	3%	1%	6%

Base	Tutte le uscite							FRONT							CENTER							BACK												
	Att.	Muri	(#)	(+)	(!)	(-)	(=)	Att.	Muri	(#)	(+)	(!)	(-)	(=)	Att.	Muri	(#)	(+)	(!)	(-)	(=)	Att.	Muri	(#)	(+)	(!)	(-)	(=)						
<b>KM</b>	0	0	----	----	----	----	----	0	0	----	----	----	----	----	0	0	----	----	----	----	----	0	0	----	----	----	----	----	0	0	----	----	----	----
<b>KC</b>	2	2	0%	0%	0%	100	0%	1	1	0%	0%	0%	100	0%	0	0	----	----	----	----	----	1	1	0%	0%	0%	100	0%	0	0	----	----	----	----
<b>KA</b>	0	0	----	----	----	----	----	0	0	----	----	----	----	----	0	0	----	----	----	----	----	0	0	----	----	----	----	----	0	0	----	----	----	----
<b>Tot.</b>	2	2	0%	0%	0%	100	0%	1	1	0%	0%	0%	100	0%	0	0	----	----	----	----	----	1	1	0%	0%	0%	100	0%	0	0	----	----	----	----

MURO per qualità della ricezione							
Ricezione	Att.	Muri	(#)	(+)	(!)	(-)	(=)
<b>Rice #</b>	112	33	5%	8%	2%	0%	4%
<b>Rice +</b>	51	23	16%	6%	4%	0%	6%
<b>Rice !</b>	97	43	11%	9%	3%	3%	3%
<b>Rice -</b>	63	27	10%	3%	8%	0%	5%
<b>Totale</b>	324	126	10%	7%	4%	1%	4%

Base	Tutte le uscite							FRONT							CENTER							BACK												
	Att.	Muri	(#)	(+)	(!)	(-)	(=)	Att.	Muri	(#)	(+)	(!)	(-)	(=)	Att.	Muri	(#)	(+)	(!)	(-)	(=)	Att.	Muri	(#)	(+)	(!)	(-)	(=)						
<b>KP</b>	3	1	0%	0%	0%	0%	33%	1	0	0%	0%	0%	0%	0%	2	1	0%	0%	0%	0%	50%	0	0	----	----	----	----	0	0	----	----	----	----	
<b>KS</b>	1	1	0%	0%	0%	0%	100	0	0	----	----	----	----	----	0	0	----	----	----	----	----	1	1	0%	0%	0%	0%	100	0	0	----	----	----	----
<b>KQ</b>	0	0	----	----	----	----	----	0	0	----	----	----	----	----	0	0	----	----	----	----	----	0	0	----	----	----	----	----	0	0	----	----	----	----
<b>Tot.</b>	1	1	0%	0%	0%	0%	100	0	0	----	----	----	----	----	0	0	----	----	----	----	----	1	1	0%	0%	0%	0%	100	0	0	----	----	----	----

DETTAGLIO MURO su ricezione -							
Ricezione	Att.	Muri	(#)	(+)	(!)	(-)	(=)
<b>---- Rice - (no alta)</b>	15	6	27%	0%	0%	0%	7%
<b>---- Rice - alta)</b>	48	21	4%	4%	10%	0%	4%
<b>Totale</b>	63	27	10%	3%	8%	0%	5%

Total Worksheet - 09 - Attacco totale e Contrattacco

(5) ISR, ISR, MDA, MDA, MKD

ATTACCO TOTALE																																					
Nome	Tot.	Tot.%	Eff.%	(+)	(+)%	(#)	(#)%	(#)/S	pos.%	(/)	(/)%	(=)	(=)%	Err.%	Err./S	Quick					Alta					Pipe/Schema					Primo tempo						
																Tot.	#	+	/	=	Tot.	#	+	/	=	Tot.	#	+	/	=	Tot.	#	+	/	=		
<b>Quick</b>	191	42%	31%	17	9%	102	53%	5.1	62%	23	12%	20	10%	23%	2.1																						
<b>Alta</b>	134	29%	24%	9	7%	52	39%	2.6	46%	6	4%	14	10%	15%	1.0																						
<b>Pipe/Schema</b>	30	7%	27%	1	3%	15	50%	0.8	53%	3	10%	4	13%	23%	0.3																						
<b>Primo tempo</b>	91	20%	48%	5	5%	52	57%	2.6	63%	4	4%	4	4%	9%	0.4																						
<b>Totale</b>	455	X	28%	32	7%	226	50%	11.3	51%	36	8%	44	10%	18%	4.0																						
n.7 7 Ene	56	12%	29%	3	5%	26	46%	2.4	51%	4	7%	6	11%	18%	1.6	24	11	3	3	3	25	12	0	1	2	5	2	0	0	1	0	0	0	0	0	0	
n.9 9 Olteanu	5	1%	40%	0	0%	2	40%	2.0	40%	0	0%	0	0%	0%	0.0	1	0	0	0	0	4	2	0	0	0	0	0	0	0	0	0	0	0	0	0	0	
n.1 12 Bala	98	22%	38%	8	8%	53	54%	3.5	62%	8	8%	8	8%	16%	1.1	43	25	4	4	3	33	15	3	1	4	21	12	1	3	1	0	0	0	0	0	0	
n.1 16 Aciobanitei	51	11%	20%	5	10%	23	45%	2.6	55%	6	12%	7	14%	26%	2.9	32	18	3	6	3	14	3	2	0	2	4	1	0	0	2	0	0	0	0	0	0	
n.1 11 Lica	44	10%	34%	5	11%	24	55%	2.7	66%	2	5%	7	16%	21%	2.3	26	16	3	2	4	18	8	2	0	3	0	0	0	0	0	0	0	0	0	0	0	
n.1 14 Cherbeleata	45	10%	16%	3	7%	18	40%	2.6	47%	6	13%	5	11%	24%	3.4	30	12	1	4	5	15	6	2	2	0	0	0	0	0	0	0	0	0	0	0	0	
n.5 5 Mihalcea	15	3%	33%	1	7%	7	47%	1.2	54%	0	0%	2	13%	13%	2.2	0	0	0	0	0	0	0	0	0	0	0	0	0	0	0	0	0	14	7	1	0	2
n.8 8 Gheorghita	27	6%	41%	1	4%	14	52%	1.4	56%	0	0%	3	11%	11%	1.1	0	0	0	0	0	0	0	0	0	0	0	0	0	0	0	0	26	14	1	0	2	
n.1 18 Laza	14	3%	64%	0	0%	10	71%	1.7	71%	1	7%	0	0%	7%	1.2	0	0	0	0	0	0	0	0	0	0	0	0	0	0	0	13	9	0	1	0		
n.1 19 Spinu	41	9%	49%	3	7%	24	59%	3.1	47%	3	7%	1	2%	18%	2.3	0	0	0	0	0	1	1	0	0	0	0	0	0	0	0	38	22	3	3	0		
n.1 12 Bala	43	2%	30%	3	7%	21	49%	1.4	56%	1	2%	7	16%	18%	1.2	14	9	0	1	2	23	10	2	0	4	5	1	1	0	1	0	0	0	0	0		

CONTRATTACCO																																				
Nome	Tot.	Tot.%	Eff.%	(+)	(+)%	(#)	(#)%	(#)/S	pos.%	(/)	(/)%	(=)	(=)%	Err.%	Err./S	Quick					Alta					Pipe/Schema					Primo tempo					
																Tot.	#	+	/	=	Tot.	#	+	/	=	Tot.	#	+	/	=	Tot.	#	+	/	=	
<b>Quick</b>	61	32%	20%	3	5%	32	52%	1.6	57%	10	16%	10	16%	33%	1.0																					
<b>Alta</b>	93	48%	25%	7	8%	36	39%	1.8	46%	2	2%	11	12%	14%	0.7																					
<b>Pipe/Schema</b>	11	6%	-9%	1	9%	2	18%	0.1	27%	0	0%	3	27%	27%	0.1																					
<b>Primo tempo</b>	18	9%	28%	1	6%	8	44%	0.4	50%	1	6%	2	11%	17%	0.1																					
<b>Totale</b>	193	X	21%	12	6%	84	44%	4.2	47%	13	7%	27	14%	21%	2.0																					
n.7 7 Ene	29	0%	17%	0	0%	12	41%	1.1	41%	2	7%	5	17%	24%	2.2	9	4	0	2	2	16	7	0	0	2	2	0	0	0	1	0	0	0	0	0	
n.9 9 Olteanu	2	1%	0%	0	0%	0	0%	0.0	0%	0	0%	0	0%	0%	0.0	0	0	0	0	0	2	0	0	0	0	0	0	0	0	0	0	0	0	0	0	
n.1 12 Bala	43	2%	30%	3	7%	21	49%	1.4	56%	1	2%	7	16%	18%	1.2	14	9	0	1	2	23	10	2	0	4	5	1	1	0	1	0	0	0	0	0	
n.1 16 Aciobanitei	26	3%	27%	4	15%	11	42%	1.2	57%	1	4%	3	12%	16%	1.8	11	6	2	1	2	12	3	2	0	1	2	1	0	0	0	0	0	0	0	0	
n.1 11 Lica	20	1%	45%	1	5%	12	60%	1.3	65%	0	0%	3	15%	15%	1.7	8	7	0	0	1	12	5	1	0	2	0	0	0	0	0	0	0	0	0	0	0
n.1 14 Cherbeleata	21	0%	-10%	3	14%	5	24%	0.7	38%	6	29%	1	5%	34%	4.9	10	2	1	4	1	11	3	2	2	0	0	0	0	0	0	0	0	0	0	0	0
n.5 5 Mihalcea	7	0%	29%	1	14%	3	43%	0.5	57%	0	0%	1	14%	14%	2.3	0	0	0	0	0	0	0	0	0	0	0	0	0	0	0	6	3	1	0	1	
n.7 7 Ene	29	0%	17%	0	0%	12	41%	1.1	41%	2	7%	5	17%	17%	1.5	9	4	0	2	2	16	7	0	0	2	2	0	0	0	1	0	0	0	0	0	
n.1 18 Laza	5	0%	60%	0	0%	4	80%	0.7	80%	1	20%	0	0%	20%	3.3	0	0	0	0	0	0	0	0	0	0	0	0	0	0	4	3	0	1	0		
n.1 19 Spinu	8	2%	38%	0	0%	4	50%	0.0	0%	0	0%	1	12%	20%	5.0	0	0	0	0	0	1	1	0	0	0	0	0	0	0	5	2	0	0	0		
n.1 12 Bala	43	2%	30%	3	7%	21	49%	1.4	56%	1	2%	7	16%	20%	5.0	14	9	0	1	2	23	10	2	0	4	5	1	1	0	1	0	0	0	0	0	

# Total Print Composition - \_P12 - 10 - Distribuzione 1

Total Zone Chart analysis

S4			S3			S2		
8 38%	8 38%		5 31%	7 44%		6 30%	6 30%	
62% 75%	25% 50%		20% 60%	43% 43%		50% 50%	83% 83%	
	1 5%	4 19%		1 6%	2 12%		1 5%	6 30%
	-100	50% 75%		-100	100% 100%		100% 100%	33%
				1 6%			1 5%	
				100% 100%			100% 100%	

S5			S6			S1		
7 44%	5 31%	3 19%	4 16%	11 44%	6 24%	3 10%	14 47%	8 27%
71% 71%	80% 80%	100% 100%		27% 55%	33% 50%	33% 67%	71% 71%	75% 88%
	1 6%			4 16%			5 17%	
	-100			75% 75%			60% 60%	

33 26%	51 40%	17 13%
45% 61%	53% 63%	65% 76%
	13 10%	12 9%
	31% 54%	33% 58%
		2 2%
		100% 100%

Total events Total events %  
Efficiency % Events # in %

DISTRIBUZIONE RICEZIONE #,+

Total Zone Chart analysis

S4			S3			S2		
4 33%	4 33%		3 33%	3 33%		3 25%	4 33%	
100% 100%	50%		-33% 33%	33% 33%		67% 67%	75% 75%	
	1 8%	3 25%		1 11%	1 11%		1 8%	3 25%
	-100	33% 67%		-100	100% 100%		100% 100%	33% 33%
				1 11%			1 8%	
				100% 100%			100% 100%	

S5			S6			S1		
4 44%	2 22%	3 33%	2 14%	6 43%	4 29%	1 7%	10 67%	2 13%
75% 75%	50% 50%	100% 100%	50% 50%	67% 83%	25% 50%	-100	80% 80%	100% 100%
				2 14%			2 13%	
				100% 100%			100% 100%	

17 24%	29 41%	9 13%
47% 65%	59% 69%	67% 78%
	7 10%	7 10%
	43% 71%	43% 57%
		2 3%
		100% 100%

Total events Total events %  
Efficiency % Events # in %

DISTRIBUZIONE RICEZIONE #

Total Zone Chart analysis

S4			S3			S2		
4 44%	4 44%		2 29%	4 57%		3 38%	2 25%	
25% 50%	50% 50%		100% 100%	50% 50%		33% 33%	100% 100%	
	1 11%			1 14%			3 38%	
	100% 100%			100% 100%			-33% 33%	

S5			S6			S1		
3 43%	3 43%		2 18%	5 45%	2 18%	2 13%	4 27%	6 40%
67% 67%	100% 100%		-50%	-20% 20%	50% 50%	100% 100%	50% 50%	67% 83%
	1 14%			2 18%			3 20%	
	-100			50% 50%			33% 33%	

16 28%	22 39%	8 14%
44% 56%	45% 55%	62% 75%
	6 11%	5 9%
	17% 33%	20% 60%

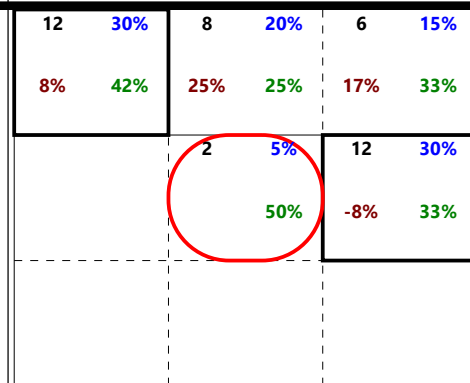
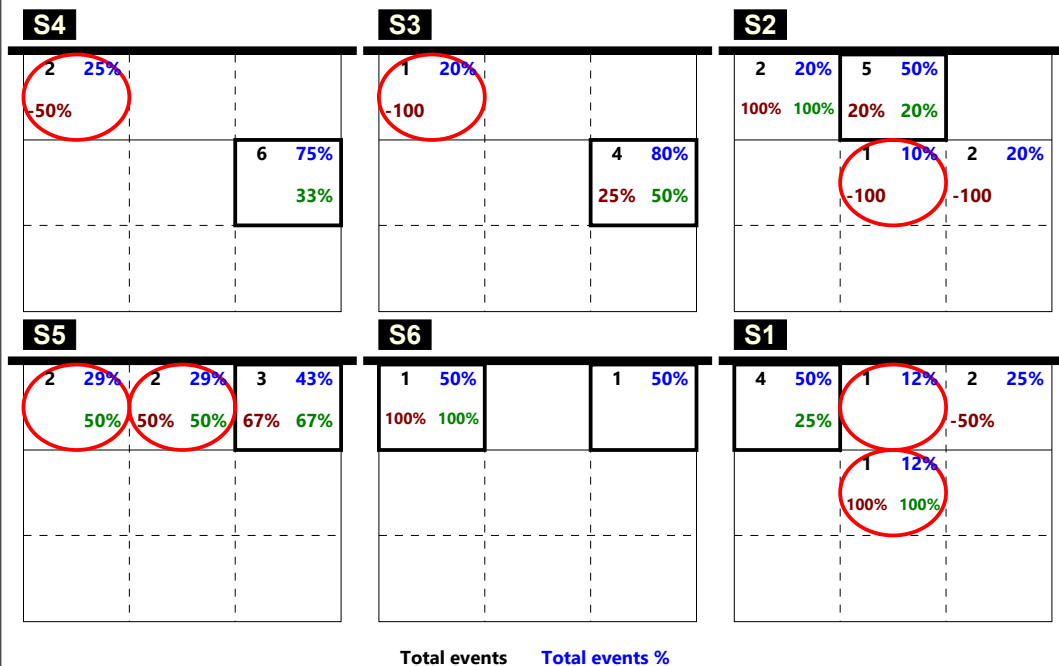
Total events Total events %  
Efficiency % Events # in %

DISTRIBUZIONE R +

Total events Total events %  
Efficiency % Events # in %

## Total Print Composition - \_P12 - 11 - Distribuzione 2

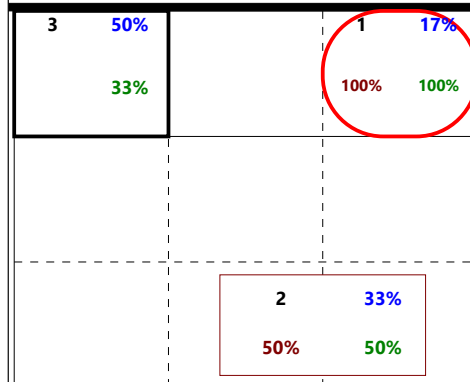
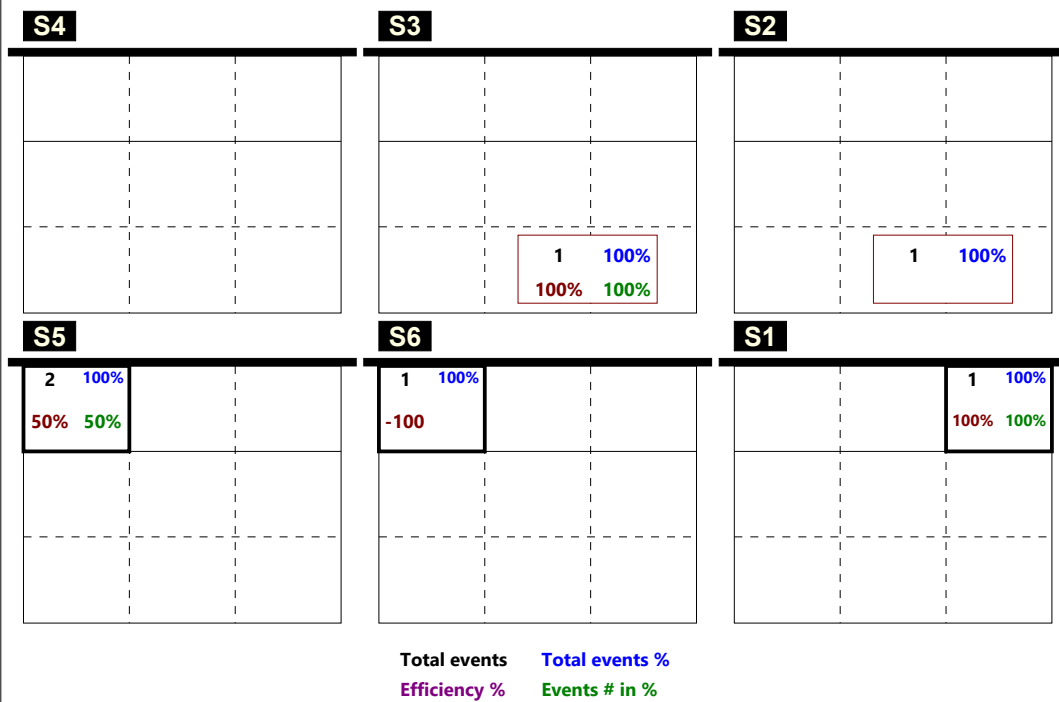
Total Zone Chart analysis



Total events    Total events %  
Efficiency %    Events # in %

**DISTRIBUZIONE RICEZIONE !**

Total Zone Chart analysis

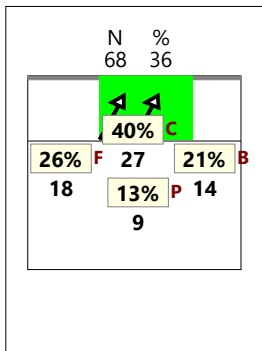


Total events    Total events %  
Efficiency %    Events # in %

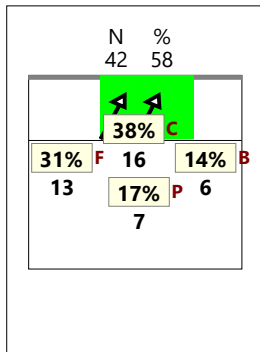
**DISTRIBUZIONE RICEZIONE -**

### CHIAMATA 1 totale (K1 + KH)

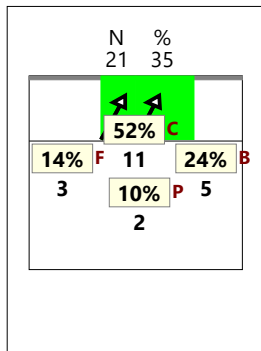
#### TOTALE



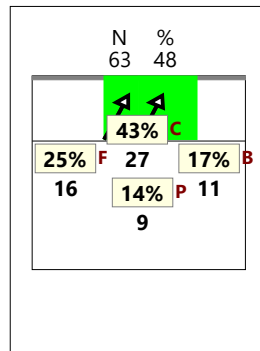
#### RICEZIONE #



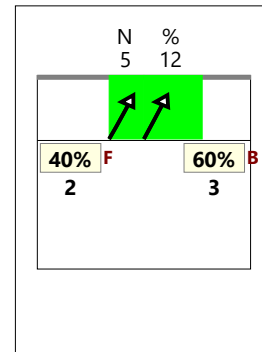
#### RICEZIONE +



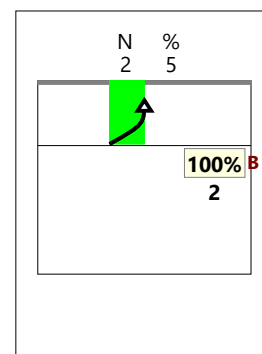
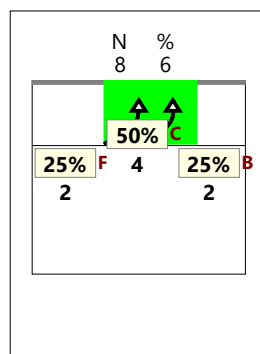
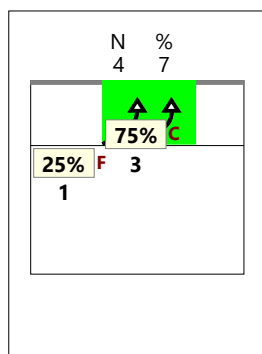
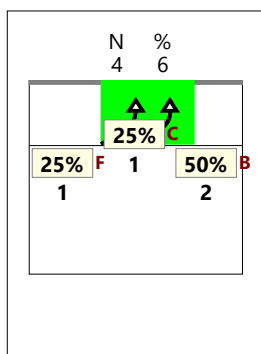
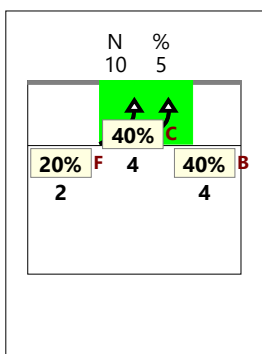
#### RICEZIONE # +



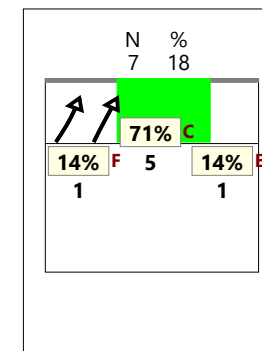
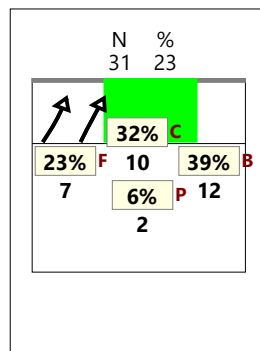
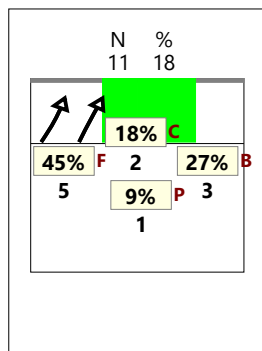
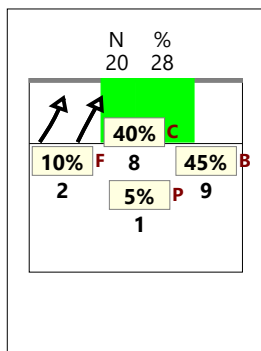
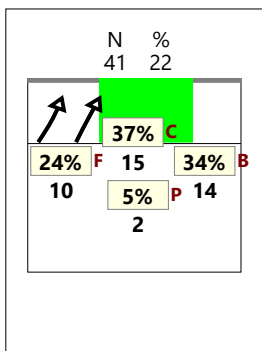
#### RICEZIONE !




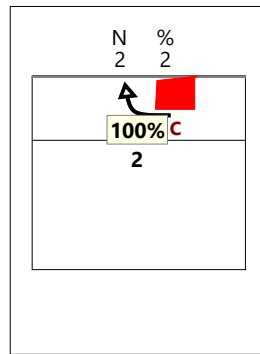
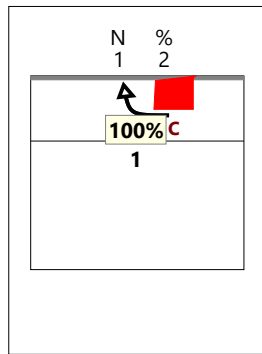
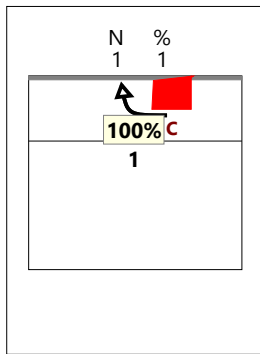
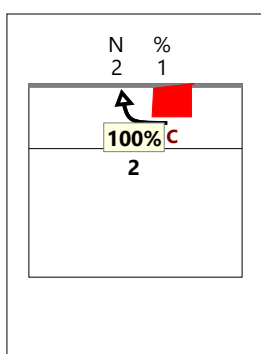
### CHIAMATA 2 totale (K2 + KW)



### CHIAMATA 7 totale (K7 + KX)

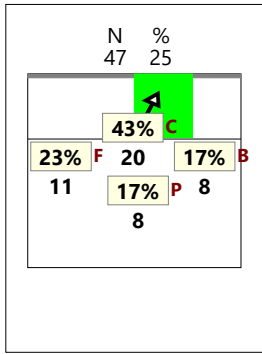


### CHIAMATA CC totale (KD + KJ)

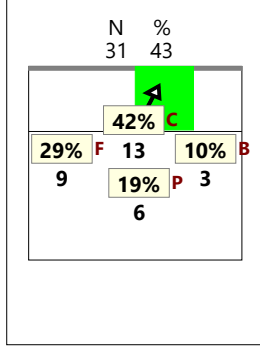


### CHIAMATA 1 classica (K1)

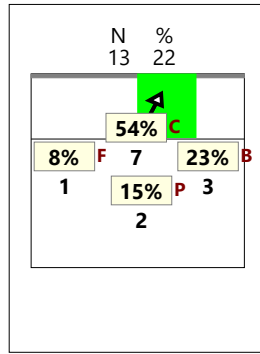
#### TOTALE



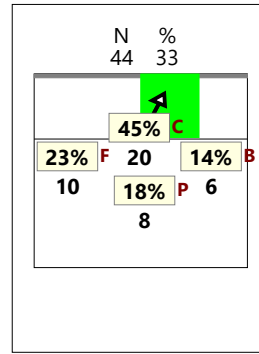
#### RICEZIONE #



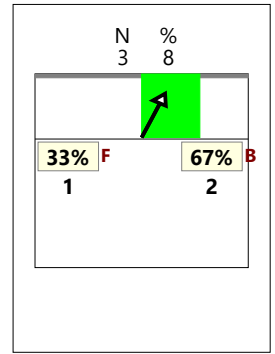
#### RICEZIONE +




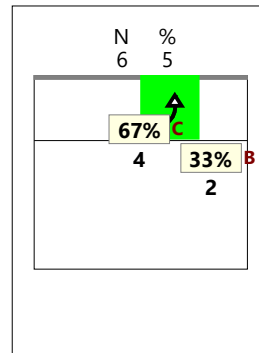
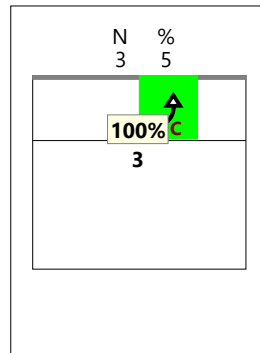
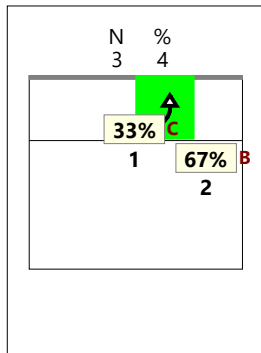
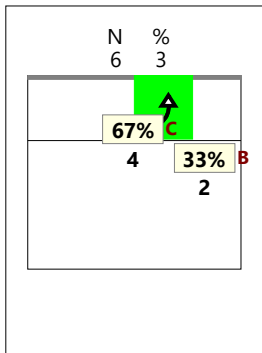
#### RICEZIONE # +



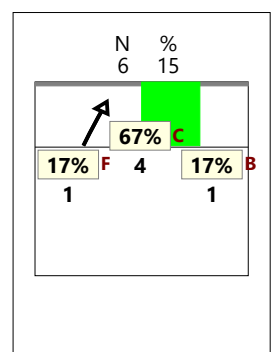
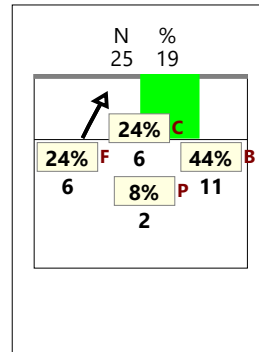
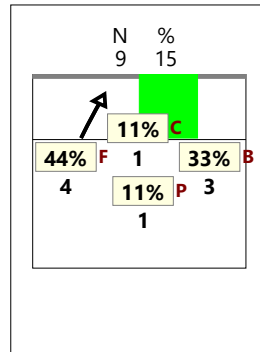
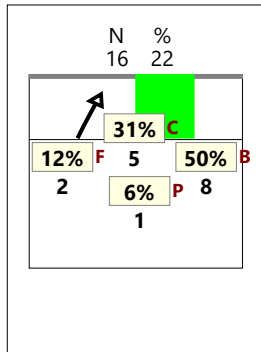
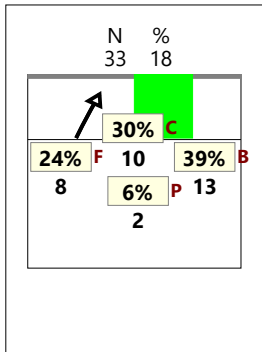
#### RICEZIONE !




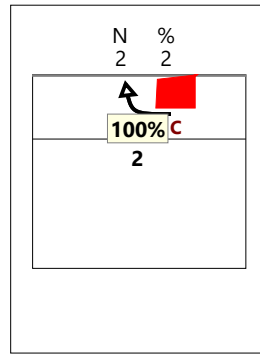
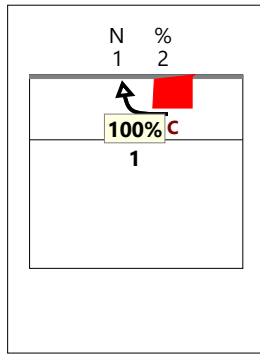
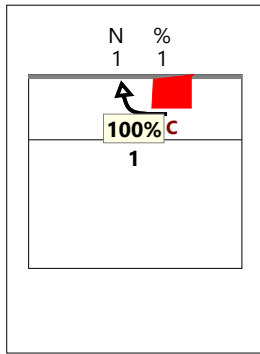
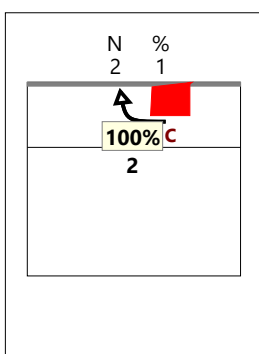
### CHIAMATA 2 classica (K2)



### CHIAMATA 7 classica (K7)



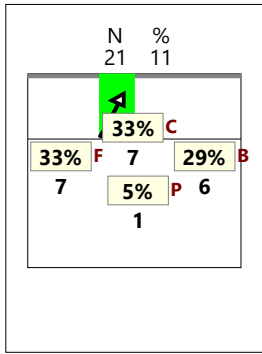
### CHIAMATA CC classica (KD)



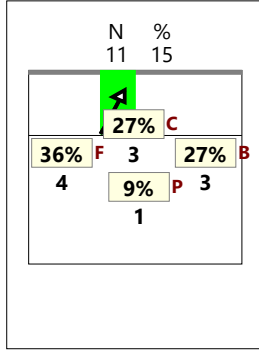


### CHIAMATA 1 Centro rete (KH)

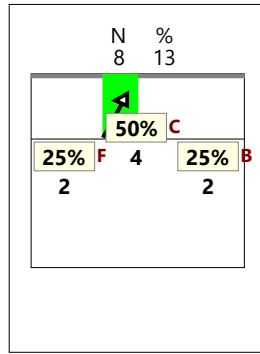
#### TOTALE



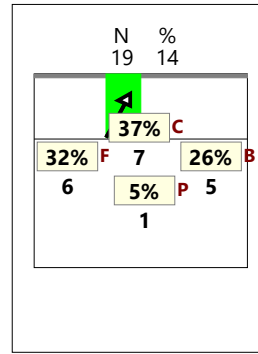
#### RICEZIONE #



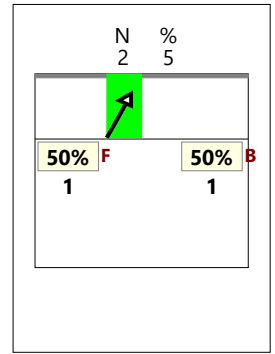
#### RICEZIONE +



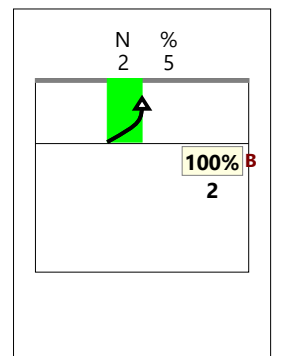
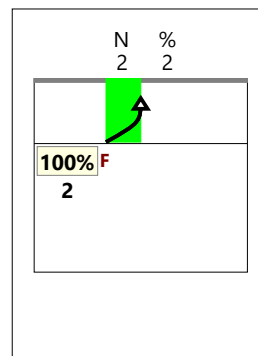
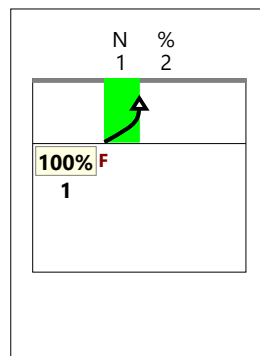
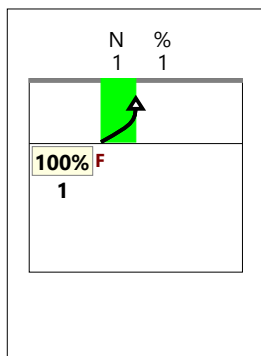
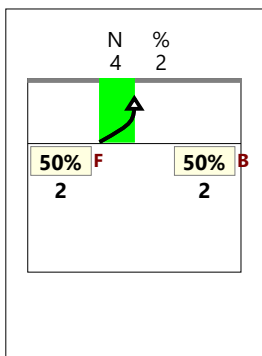
#### RICEZIONE # +







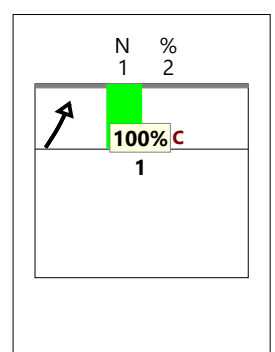
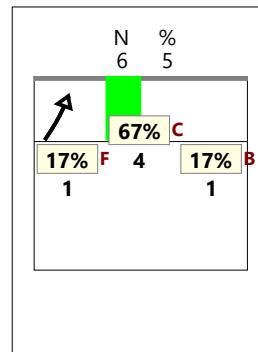
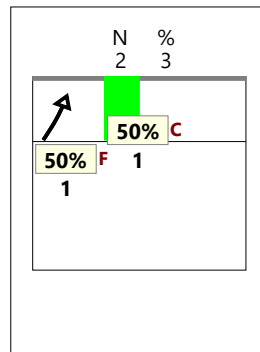
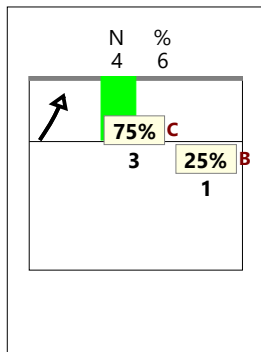
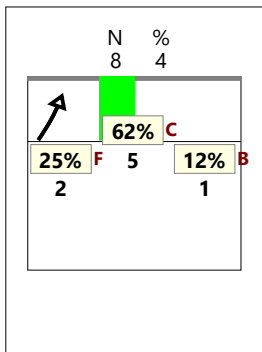
#### RICEZIONE !



### CHIAMATA 2 Centro rete (KW)



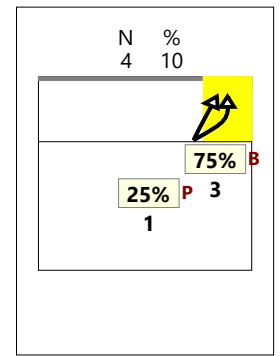
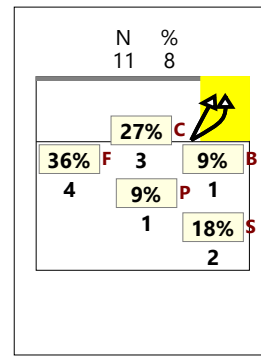
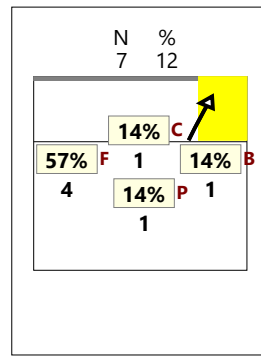
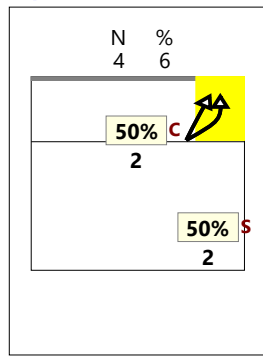
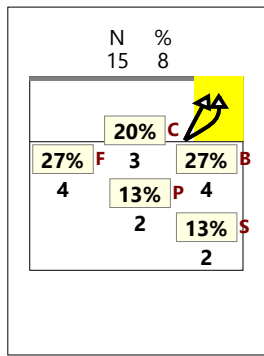
### CHIAMATA 7 Centro rete (KX)



# TOTALE

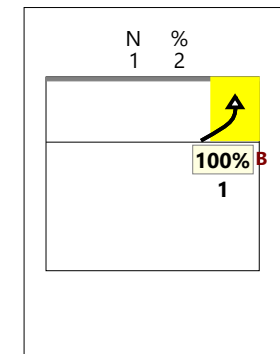

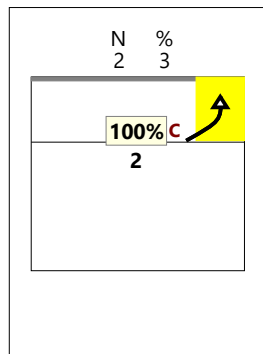
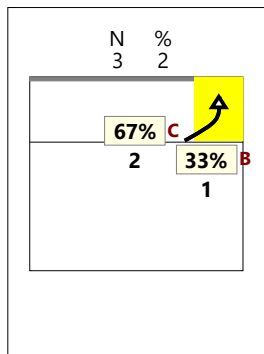
## VERSO Z2

### centrale vicino (KM) RICEZIONE #



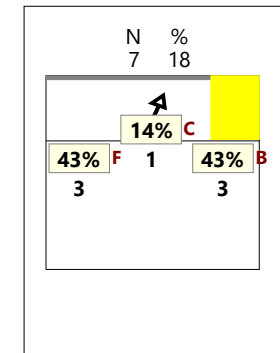
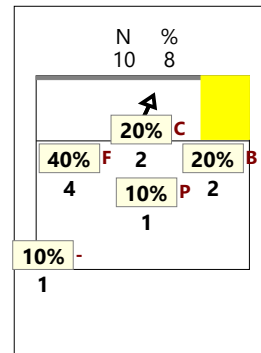
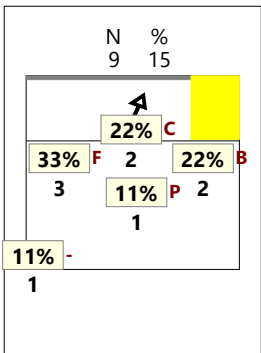
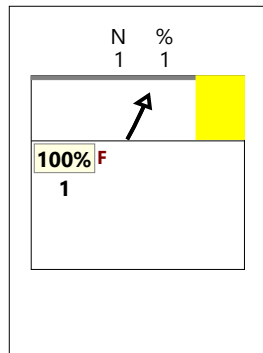
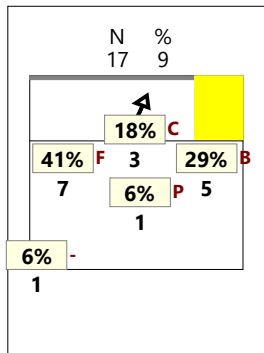
## VERSO Z2

### centrale dietro (KA)



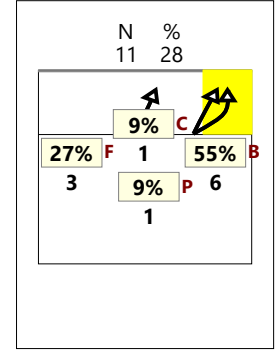
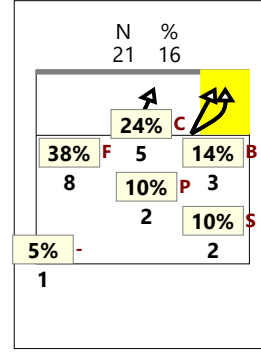
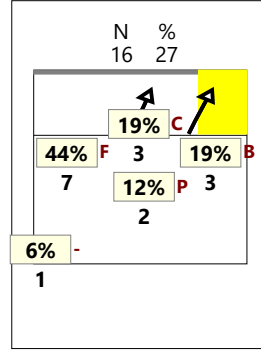
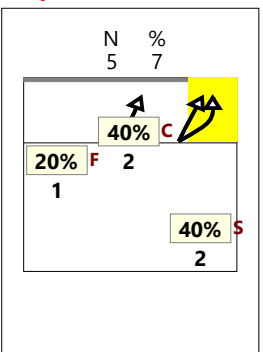
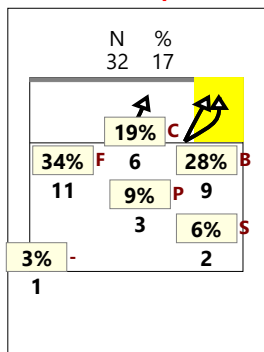
## VERSO Z2

### centrale lontano (KC)



## VERSO Z2


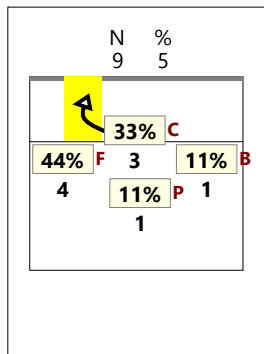
### TOTALE (KM KA KC)



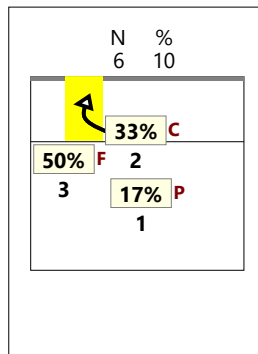
# TOTALE

## VERSO Z4

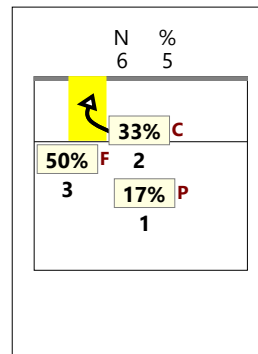
### centrale avanti (KP) RICEZIONE #



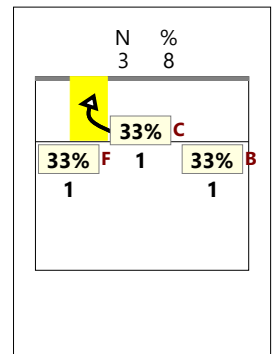
### RICEZIONE +



### RICEZIONE #,+

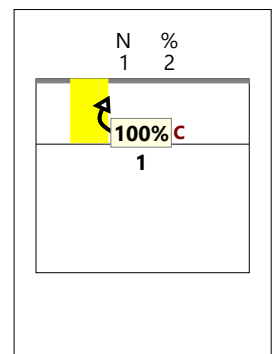
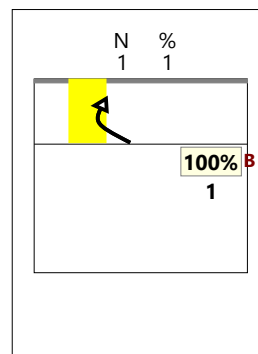
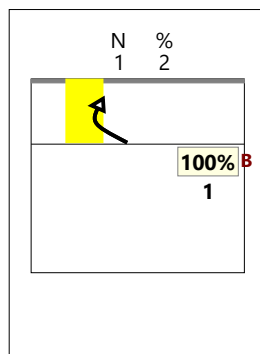

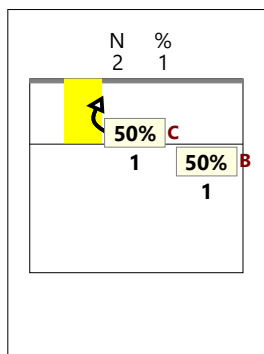


### RICEZIONE !






## VERSO Z4

### centrale dietro (KQ)



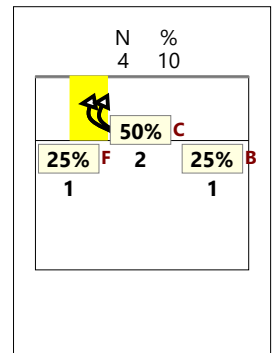
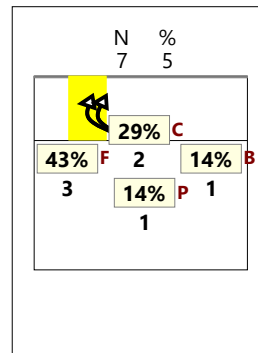
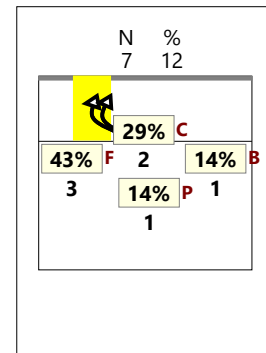

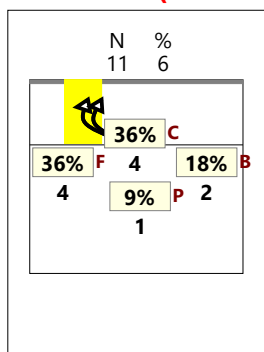
## VERSO Z4

### centrale lontano (KS)



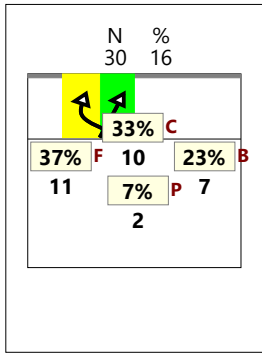
## VERSO Z4

### TOTALE (KP KQ KS)

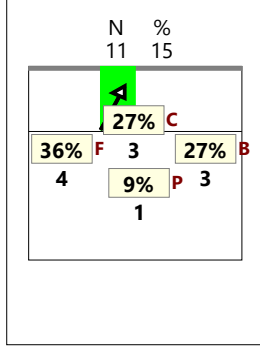


### CHIAMATA 1 centro rete e verso 4 (KH + KP)

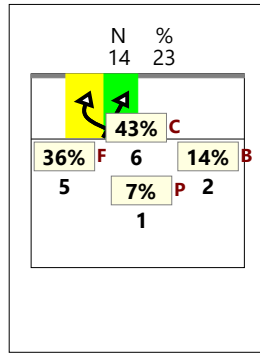
#### TOTALE



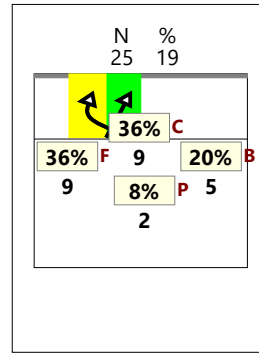
#### RICEZIONE #



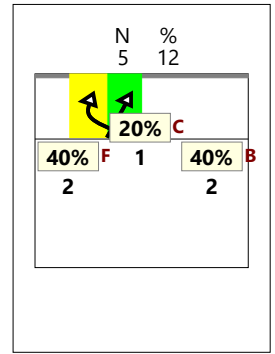
#### RICEZIONE +



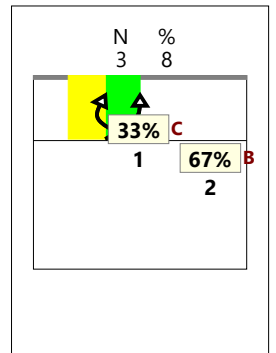
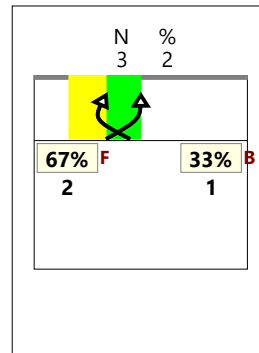
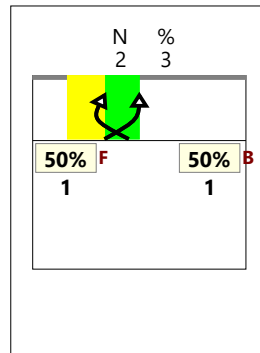
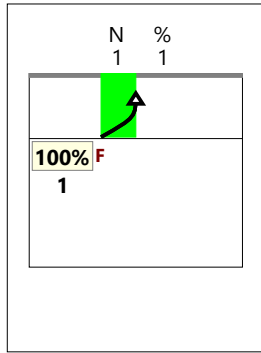
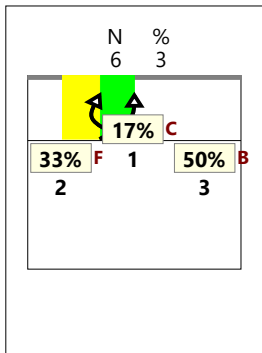
#### RICEZIONE # +



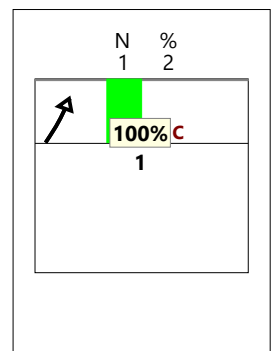
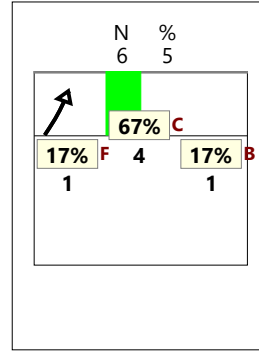
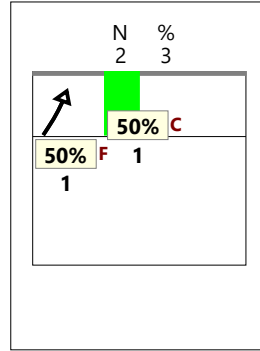
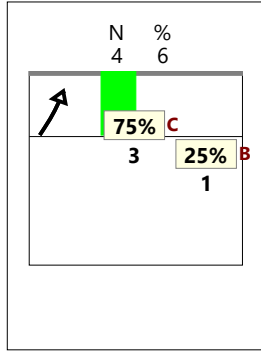
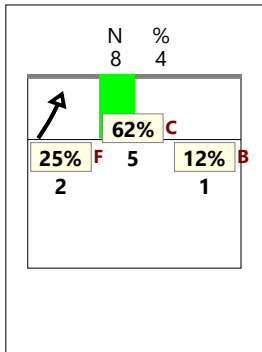
#### RICEZIONE !



### CHIAMATA 2 centro rete e verso 4 (KW + KQ)



### CHIAMATA 7 centro rete e verso 4 (KX + KS + KJ)



# Total Print Composition - 19 - Distribuzione chiamata 1, 7 e 2 classica su #+ per rotazione

Total Zone Chart analysis

S4	S3	S2																								
<table border="1"> <tr> <td>2 50%</td> <td>1 25%</td> </tr> <tr> <td>100% 100%</td> <td>-100</td> </tr> <tr> <td>1 25%</td> <td></td> </tr> <tr> <td>-100</td> <td></td> </tr> </table>	2 50%	1 25%	100% 100%	-100	1 25%		-100		<table border="1"> <tr> <td>2 25%</td> <td>4 50%</td> </tr> <tr> <td>-100</td> <td>50% 50%</td> </tr> <tr> <td></td> <td>2 25%</td> </tr> <tr> <td></td> <td>100% 100%</td> </tr> </table>	2 25%	4 50%	-100	50% 50%		2 25%		100% 100%	<table border="1"> <tr> <td>2 50%</td> <td></td> </tr> <tr> <td>100% 100%</td> <td></td> </tr> <tr> <td>1 25%</td> <td>1 25%</td> </tr> <tr> <td>100% 100%</td> <td>100% 100%</td> </tr> </table>	2 50%		100% 100%		1 25%	1 25%	100% 100%	100% 100%
2 50%	1 25%																									
100% 100%	-100																									
1 25%																										
-100																										
2 25%	4 50%																									
-100	50% 50%																									
	2 25%																									
	100% 100%																									
2 50%																										
100% 100%																										
1 25%	1 25%																									
100% 100%	100% 100%																									
S5	S6	S1																								
<table border="1"> <tr> <td>4 57%</td> <td>3 43%</td> </tr> <tr> <td>75% 75%</td> <td>67% 67%</td> </tr> </table>	4 57%	3 43%	75% 75%	67% 67%	<table border="1"> <tr> <td>3 43%</td> <td>1 14%</td> </tr> <tr> <td>33% 67%</td> <td></td> </tr> <tr> <td>3 43%</td> <td></td> </tr> <tr> <td>100% 100%</td> <td></td> </tr> </table>	3 43%	1 14%	33% 67%		3 43%		100% 100%		<table border="1"> <tr> <td>2 14%</td> <td>7 50%</td> <td>2 14%</td> </tr> <tr> <td>50%</td> <td>71% 71%</td> <td>50%</td> </tr> <tr> <td></td> <td>3 21%</td> <td></td> </tr> <tr> <td></td> <td>67% 67%</td> <td></td> </tr> </table>	2 14%	7 50%	2 14%	50%	71% 71%	50%		3 21%			67% 67%	
4 57%	3 43%																									
75% 75%	67% 67%																									
3 43%	1 14%																									
33% 67%																										
3 43%																										
100% 100%																										
2 14%	7 50%	2 14%																								
50%	71% 71%	50%																								
	3 21%																									
	67% 67%																									

10 23%	20 45%	3 7%
30%	60%	55% 65%
	8 18%	3 7%
	62% 75%	100% 100%

Total events Total events %  
Efficiency % Events # in %

Ricezione Buona chiamata 1 classica (K1)

Total Zone Chart analysis

S4	S3	S2																		
<table border="1"> <tr> <td></td> <td></td> </tr> <tr> <td></td> <td>3 100%</td> </tr> <tr> <td></td> <td>100% 100%</td> </tr> </table>				3 100%		100% 100%	<table border="1"> <tr> <td></td> <td></td> </tr> </table>			<table border="1"> <tr> <td>4 40%</td> <td>2 20%</td> </tr> <tr> <td>50% 50%</td> <td>50% 50%</td> </tr> <tr> <td></td> <td>4 40%</td> </tr> <tr> <td></td> <td>-25% 25%</td> </tr> </table>	4 40%	2 20%	50% 50%	50% 50%		4 40%		-25% 25%		
	3 100%																			
	100% 100%																			
4 40%	2 20%																			
50% 50%	50% 50%																			
	4 40%																			
	-25% 25%																			
S5	S6	S1																		
<table border="1"> <tr> <td>1 20%</td> <td>1 20%</td> <td>3 60%</td> </tr> <tr> <td>100% 100%</td> <td>100% 100%</td> <td>100% 100%</td> </tr> </table>	1 20%	1 20%	3 60%	100% 100%	100% 100%	100% 100%	<table border="1"> <tr> <td>1 100%</td> <td></td> </tr> <tr> <td>100% 100%</td> <td></td> </tr> </table>	1 100%		100% 100%		<table border="1"> <tr> <td>3 60%</td> <td>1 20%</td> </tr> <tr> <td>100% 100%</td> <td>100% 100%</td> </tr> <tr> <td>1 20%</td> <td></td> </tr> <tr> <td>100% 100%</td> <td></td> </tr> </table>	3 60%	1 20%	100% 100%	100% 100%	1 20%		100% 100%	
1 20%	1 20%	3 60%																		
100% 100%	100% 100%	100% 100%																		
1 100%																				
100% 100%																				
3 60%	1 20%																			
100% 100%	100% 100%																			
1 20%																				
100% 100%																				

5 21%	7 29%	4 17%
60%	60%	86% 86%
	1 4%	7 29%
	100% 100%	29% 57%

Total events Total events %  
Efficiency % Events # in %

Ricezione Buona chiamata 7 classica K7 + KD

Total Zone Chart analysis

S4	S3	S2								
<table border="1"> <tr> <td></td> <td></td> </tr> </table>			<table border="1"> <tr> <td>2 100%</td> <td></td> </tr> <tr> <td>50% 50%</td> <td></td> </tr> </table>	2 100%		50% 50%		<table border="1"> <tr> <td></td> <td></td> </tr> </table>		
2 100%										
50% 50%										
S5	S6	S1								
<table border="1"> <tr> <td></td> <td></td> </tr> </table>			<table border="1"> <tr> <td>2 50%</td> <td>2 50%</td> </tr> <tr> <td>-50%</td> <td>100% 100%</td> </tr> </table>	2 50%	2 50%	-50%	100% 100%	<table border="1"> <tr> <td></td> <td></td> </tr> </table>		
2 50%	2 50%									
-50%	100% 100%									

	4 67%	2 33%
	25%	100% 100%

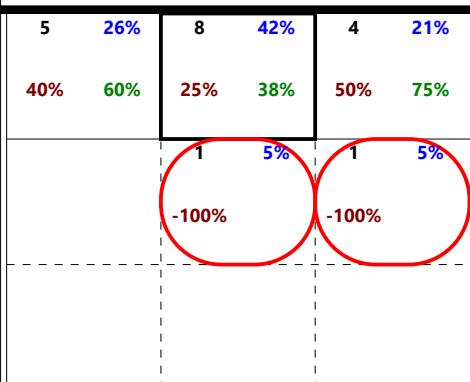
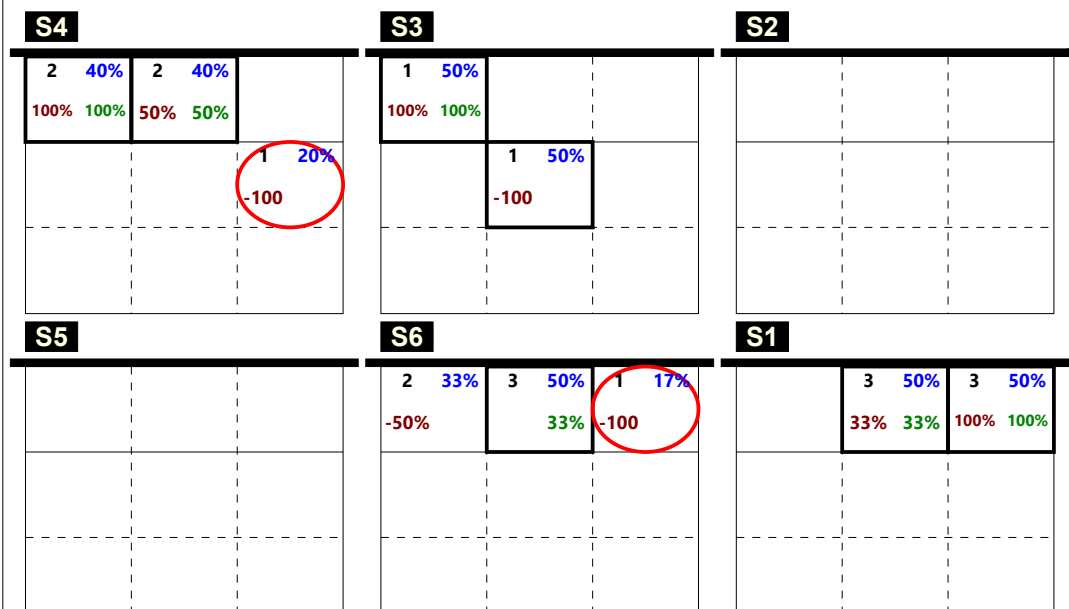
Total events Total events %  
Efficiency % Events # in %

Ricezione Buona chiamata 2 classica (K2)

Total events Total events %  
Efficiency % Events # in %

# Total Print Composition - 20 - Distribuzione chiamata 1, 7 e 2 centro rete su #+ per rotazione

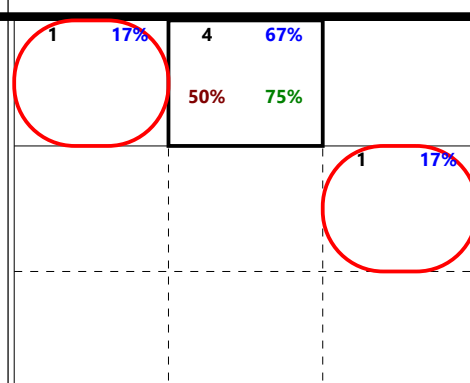
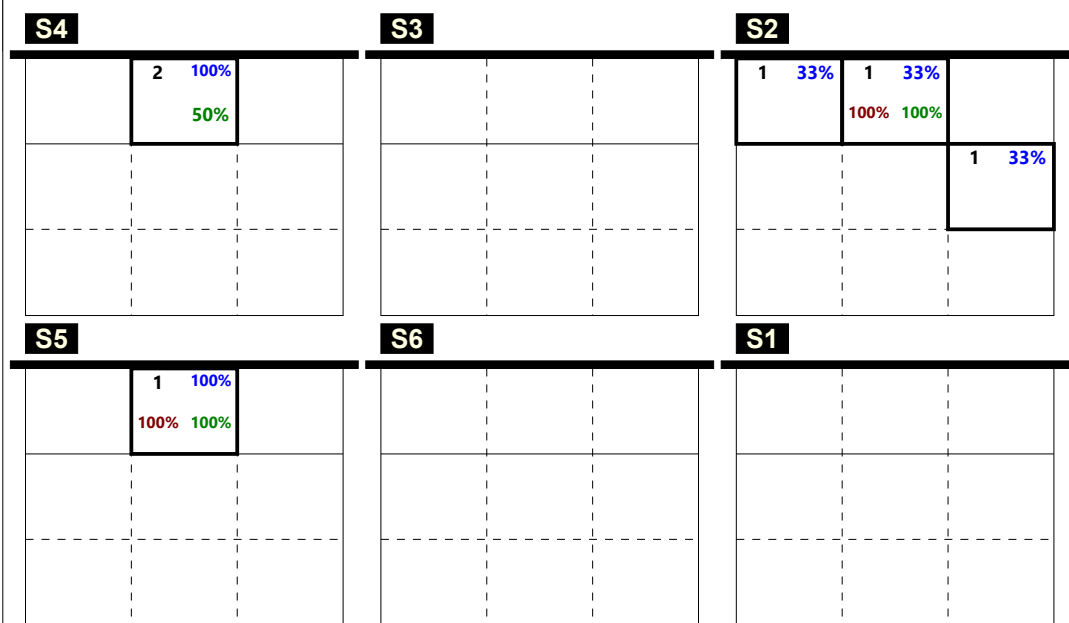
Total Zone Chart analysis



Total events Efficiency % Total events % Events # in %

Ricezione Buona chiamata 1 centro rete (KH)



Total Zone Chart analysis



Total events Efficiency % Total events % Events # in %

Ricezione Buona chiamata 7 centro rete KX + KJ

Total Zone Chart analysis



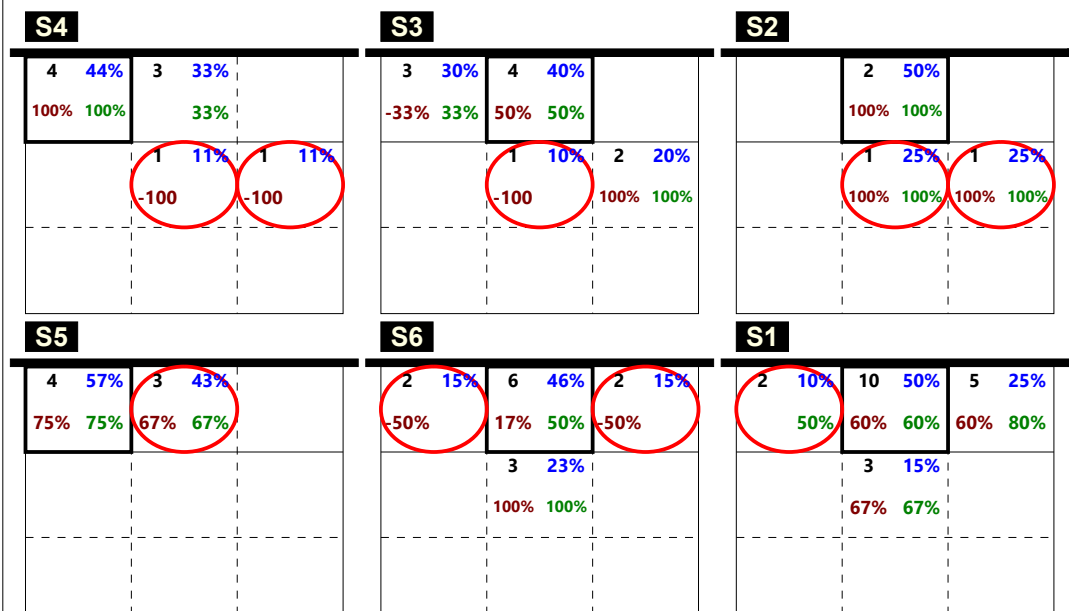
Total events Efficiency % Total events % Events # in %

Ricezione Buona chiamata 2 centro rete (KW)

Total events Efficiency % Total events % Events # in %

**Total Print Composition - 21 - Distribuzione totale chiamata 1, 2 e 7 (classica + centro rete) su #+ per rotazione**

Total Zone Chart analysis

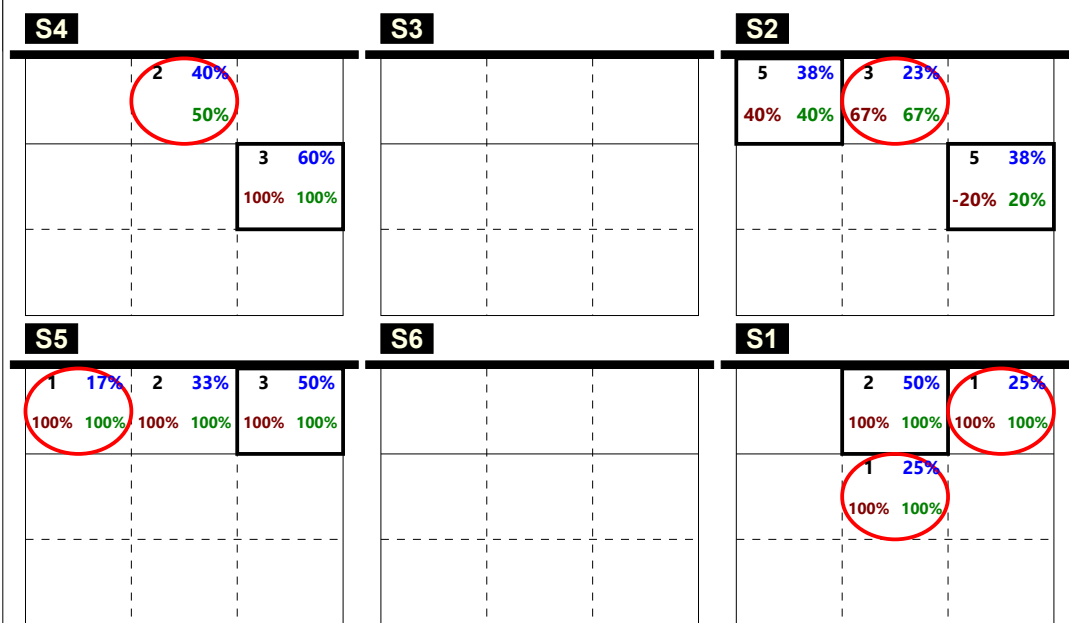


15	24%	28	44%	7	11%
33%	60%	46%	57%	29%	57%
		9	14%	4	6%
		44%	67%	50%	75%

Total events    Total events %  
Efficiency %    Events # in %

Ricezione Buona chiamata 1 totale (K1 + KH)

Total Zone Chart analysis

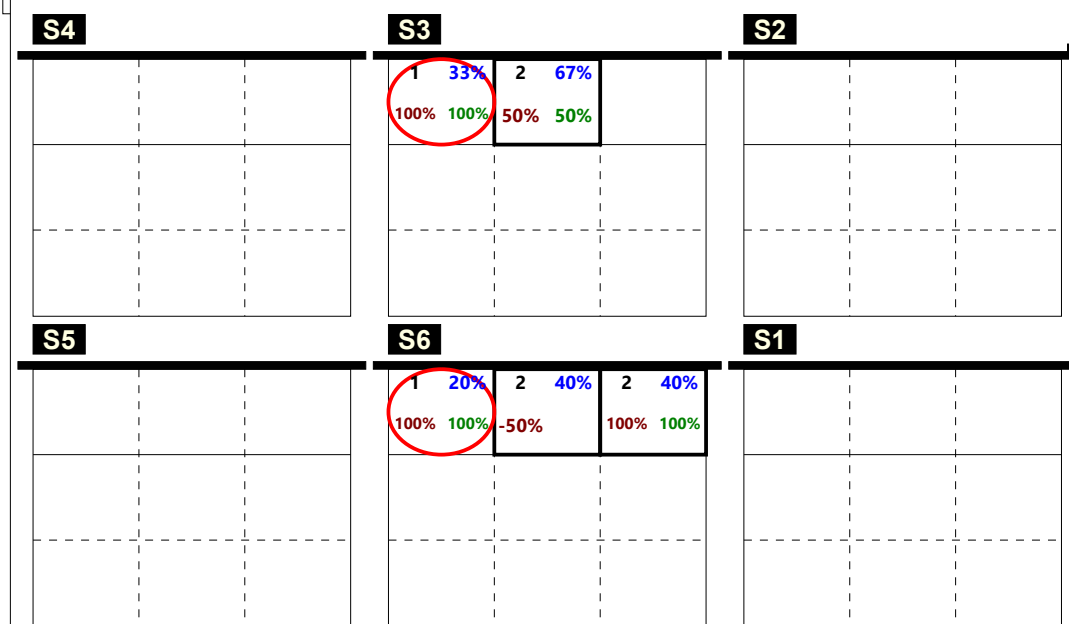


6	21%	9	32%	4	14%
50%	50%	67%	78%	100%	100%
		1	4%	8	29%
		100%	100%	25%	50%

Total events    Total events %  
Efficiency %    Events # in %

Ricezione Buona chiamata 7 totale (K7 + KX)  
no KD + KJ

Total Zone Chart analysis



2	25%	4	50%	2	25%
100%	100%	25%		100%	100%

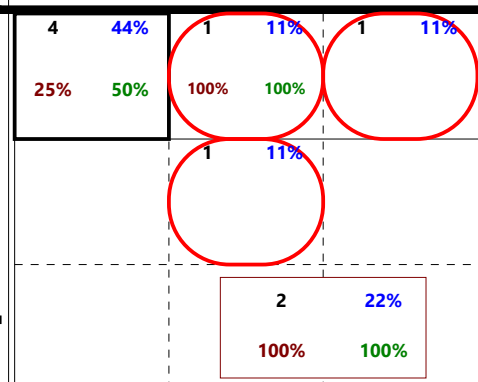
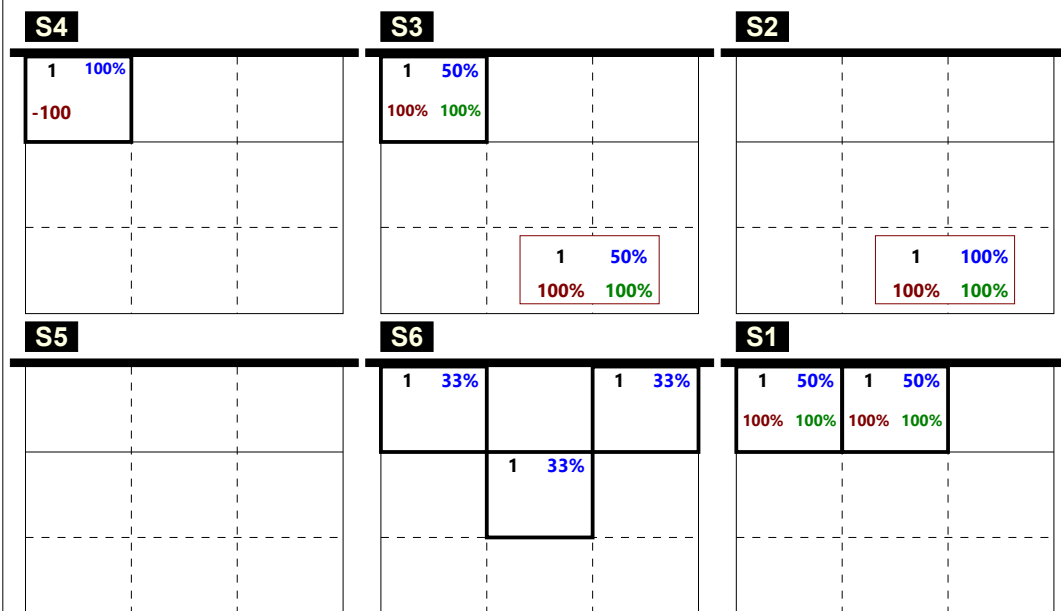
Total events    Total events %  
Efficiency %    Events # in %

Ricezione Buona chiamata 2 totale (K2 + KW)

Total events    Total events %  
Efficiency %    Events # in %

Total Print Composition - 22 - Distribuzione verso 2 su #+ per rotazione

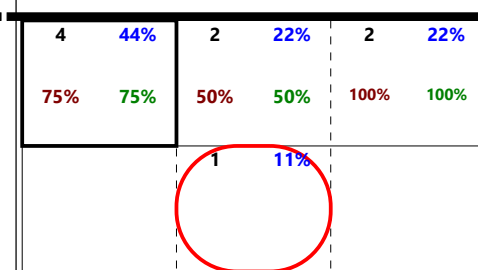

Total Zone Chart analysis



Total events Total events %  
Efficiency % Events # in %

Ricezione Buona verso 2 centrale vicino (KM)

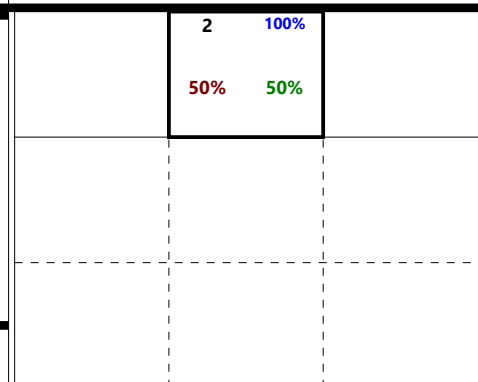
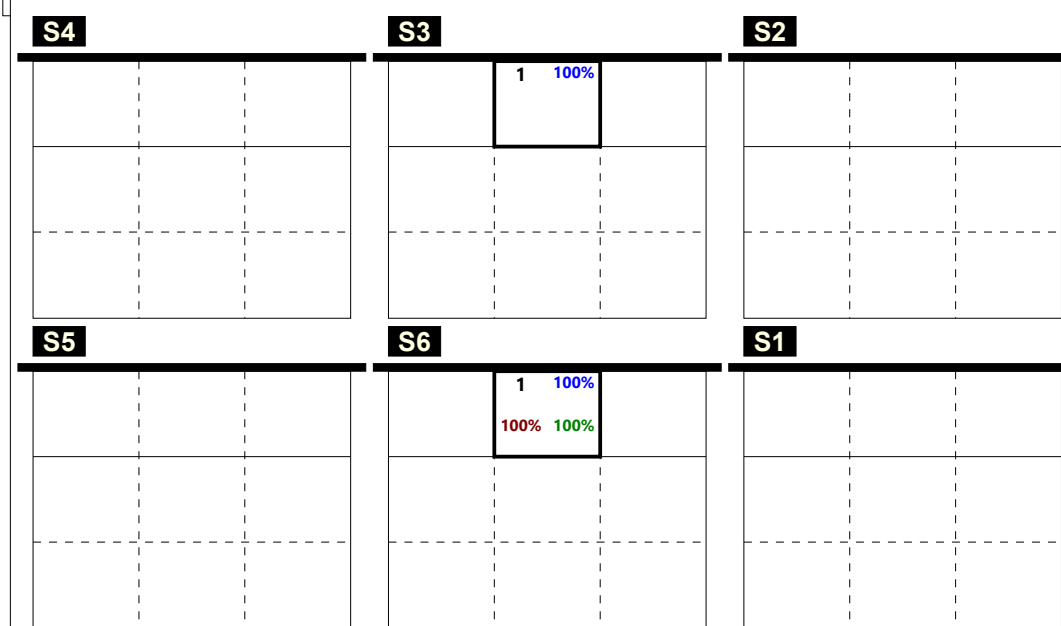
Total Zone Chart analysis



Total events Total events %  
Efficiency % Events # in %

Ricezione Buona verso 2 centrale lontano (KC)

Total Zone Chart analysis



Total events Total events %  
Efficiency % Events # in %

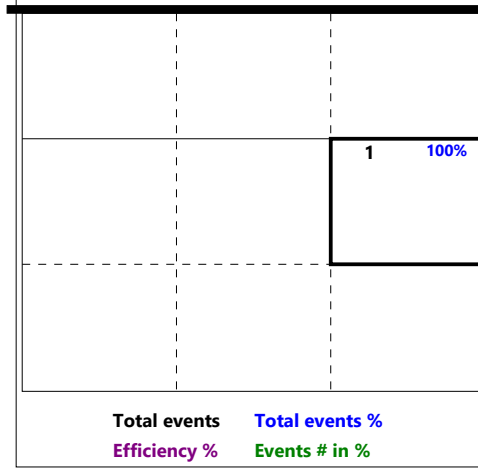
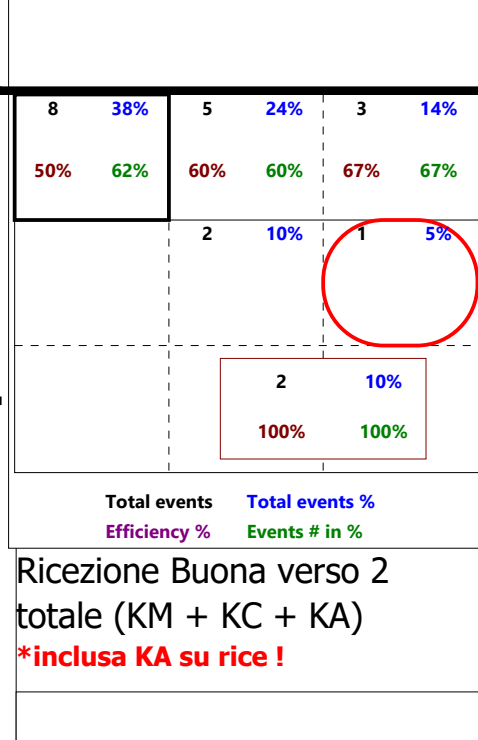
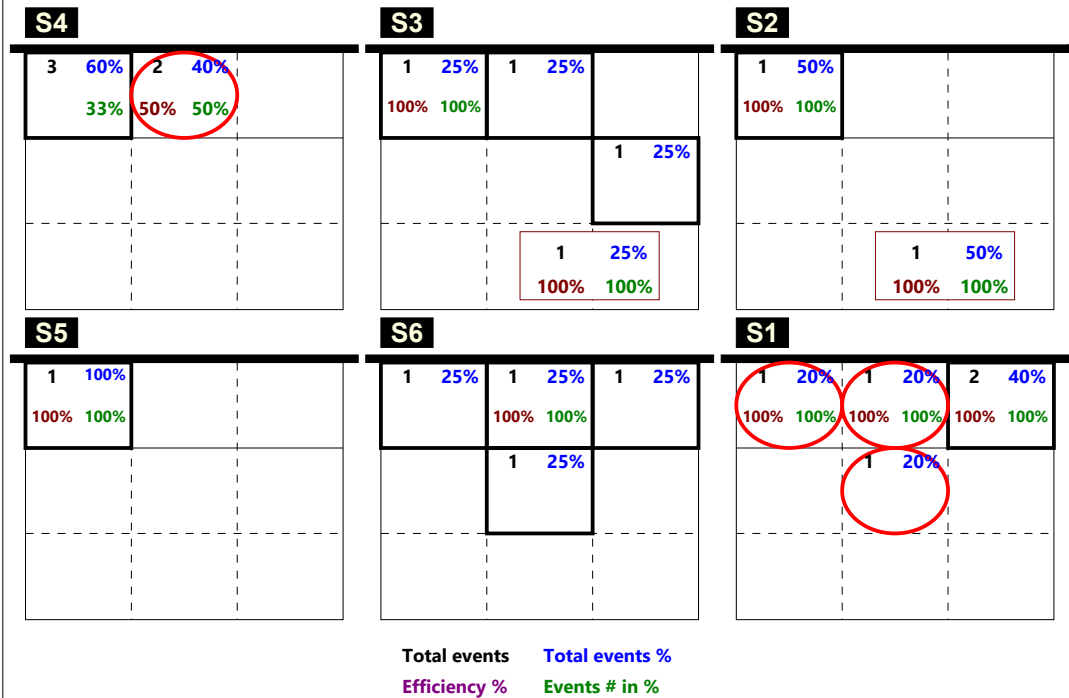
Ricezione Buona verso 2 centrale dietro (KA)

Total events Total events %  
Efficiency % Events # in %

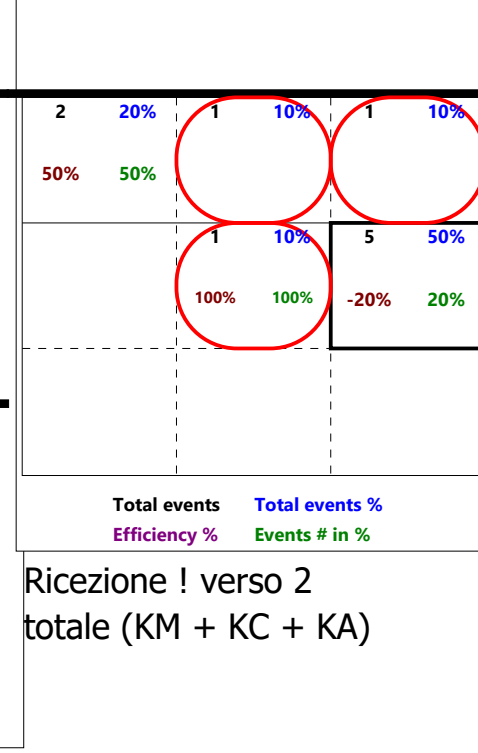



## Total Print Composition - 23 - Distribuzione verso 2 su ! per rotazione

Total Zone Chart analysis



Total Zone Chart analysis



# Total Print Composition - 24 - Distribuzione verso 4 su #+ per rotazione

Total Zone Chart analysis

S4		S3		S2	
1 50%	1 50%				
100% 100%	100% 100%				
S5		S6		S1	
1 50%		1 100%			
	1 50%	100% 100%			
	-100				

2 40%	2 40%	
50% 50%	100% 100%	
	1 20%	
	-100%	
Total events		Total events %
Efficiency %		Events # in %

Total Zone Chart analysis

S4		S3		S2	
S5		S6		S1	

Total events		Total events %
Efficiency %		Events # in %

Total Zone Chart analysis

S4		S3		S2	
				1 100%	
				100% 100%	
S5		S6		S1	
			1 100%		
			100% 100%		

	1 50%	1 50%
	100% 100%	100% 100%
Total events		Total events %
Efficiency %		Events # in %

Total events    Total events %  
Efficiency %    Events # in %

## Total Print Composition - 25 - Distribuzione verso 4 su ! per rotazione

Total Zone Chart analysis

S4	S3	S2						
<table style="width: 100%; border-collapse: collapse;"> <tr> <td style="border: 1px solid black; padding: 2px;">1 50%</td> <td style="border: 1px solid black; padding: 2px;">1 50%</td> </tr> <tr> <td style="border: 1px solid black; padding: 2px;">100% 100%</td> <td style="border: 1px solid black; padding: 2px;">100% 100%</td> </tr> </table>	1 50%	1 50%	100% 100%	100% 100%		<table style="width: 100%; border-collapse: collapse;"> <tr> <td style="border: 1px solid black; padding: 2px;">1 100%</td> </tr> <tr> <td style="border: 1px solid black; padding: 2px;">100% 100%</td> </tr> </table>	1 100%	100% 100%
1 50%	1 50%							
100% 100%	100% 100%							
1 100%								
100% 100%								
S5	S6	S1						
<table style="width: 100%; border-collapse: collapse;"> <tr> <td style="border: 1px solid black; padding: 2px;">1 50%</td> </tr> <tr> <td style="border: 1px solid black; padding: 2px;">-100</td> </tr> </table>	1 50%	-100	<table style="width: 100%; border-collapse: collapse;"> <tr> <td style="border: 1px solid black; padding: 2px;">1 50%</td> <td style="border: 1px solid black; padding: 2px;">1 50%</td> </tr> <tr> <td style="border: 1px solid black; padding: 2px;">100% 100%</td> <td style="border: 1px solid black; padding: 2px;">100% 100%</td> </tr> </table>	1 50%	1 50%	100% 100%	100% 100%	
1 50%								
-100								
1 50%	1 50%							
100% 100%	100% 100%							
<p><b>Total events</b>    <b>Total events %</b>  <b>Efficiency %</b>    <b>Events # in %</b></p>								

<table style="width: 100%; border-collapse: collapse;"> <tr> <td style="border: 1px solid black; padding: 2px;">2 29%</td> <td style="border: 1px solid black; padding: 2px;">3 43%</td> <td style="border: 1px solid black; padding: 2px;">1 14%</td> </tr> <tr> <td style="border: 1px solid black; padding: 2px;">50% 50%</td> <td style="border: 1px solid black; padding: 2px;">100% 100%</td> <td style="border: 1px solid black; padding: 2px;">100% 100%</td> </tr> </table>	2 29%	3 43%	1 14%	50% 50%	100% 100%	100% 100%
2 29%	3 43%	1 14%				
50% 50%	100% 100%	100% 100%				
<table style="width: 100%; border-collapse: collapse;"> <tr> <td style="border: 1px solid black; padding: 2px;">1 14%</td> </tr> <tr> <td style="border: 1px solid black; padding: 2px;">-100%</td> </tr> </table>	1 14%	-100%				
1 14%						
-100%						
<p><b>Total events</b>    <b>Total events %</b>  <b>Efficiency %</b>    <b>Events # in %</b></p>						

Ricezione Buona verso 4  
 totale (KP + KQ + KS)  
**\*inclusa KS su rice !**

<table style="width: 100%; border-collapse: collapse;"> <tr> <td style="border: 1px solid black; padding: 2px;">1 33%</td> <td style="border: 1px solid black; padding: 2px;">1 33%</td> <td style="border: 1px solid black; padding: 2px;">1 33%</td> </tr> </table>	1 33%	1 33%	1 33%
1 33%	1 33%	1 33%	
<p><b>Total events</b>    <b>Total events %</b>  <b>Efficiency %</b>    <b>Events # in %</b></p>			

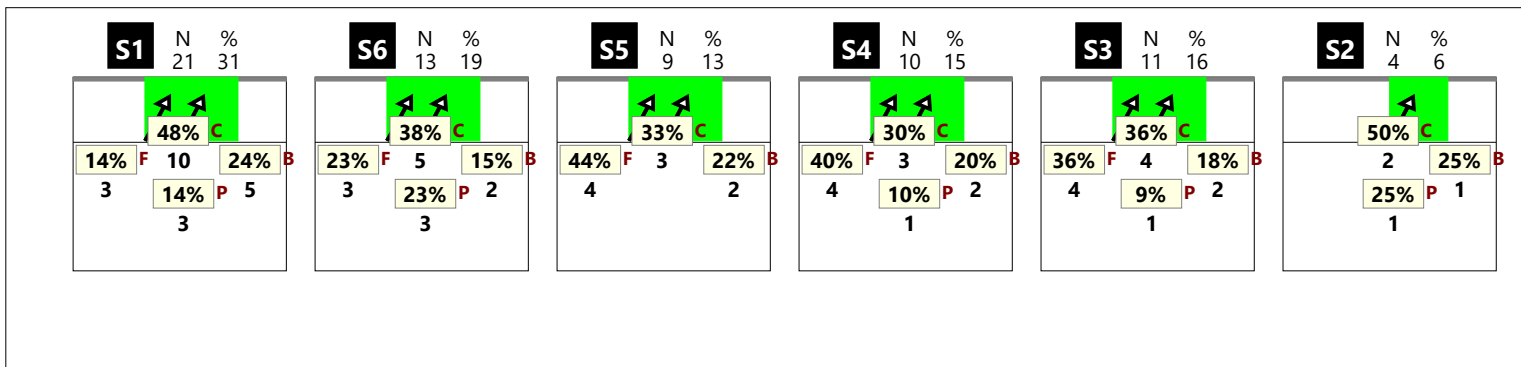
Total Zone Chart analysis

S4	S3	S2		
		<table style="width: 100%; border-collapse: collapse;"> <tr> <td style="border: 1px solid black; padding: 2px;">1 100%</td> </tr> </table>	1 100%	
1 100%				
S5	S6	S1		
		<table style="width: 100%; border-collapse: collapse;"> <tr> <td style="border: 1px solid black; padding: 2px;">1 50%</td> <td style="border: 1px solid black; padding: 2px;">1 50%</td> </tr> </table>	1 50%	1 50%
1 50%	1 50%			
<p><b>Total events</b>    <b>Total events %</b>  <b>Efficiency %</b>    <b>Events # in %</b></p>				

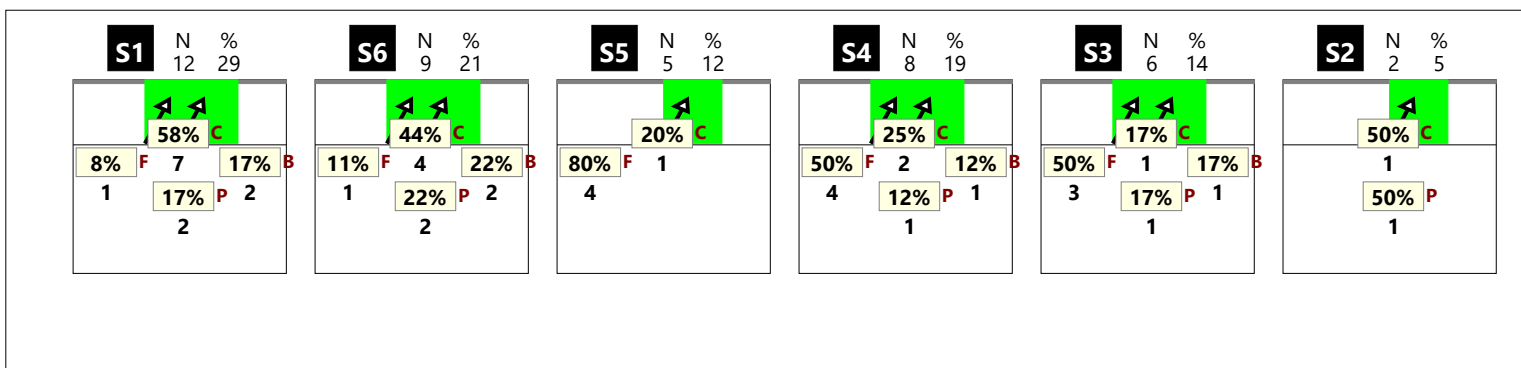
<table style="width: 100%; border-collapse: collapse;"> <tr> <td style="border: 1px solid black; padding: 2px;">1 33%</td> <td style="border: 1px solid black; padding: 2px;">1 33%</td> <td style="border: 1px solid black; padding: 2px;">1 33%</td> </tr> </table>	1 33%	1 33%	1 33%
1 33%	1 33%	1 33%	
<p><b>Total events</b>    <b>Total events %</b>  <b>Efficiency %</b>    <b>Events # in %</b></p>			

Ricezione ! verso 4  
 totale (KP + KQ + KS)

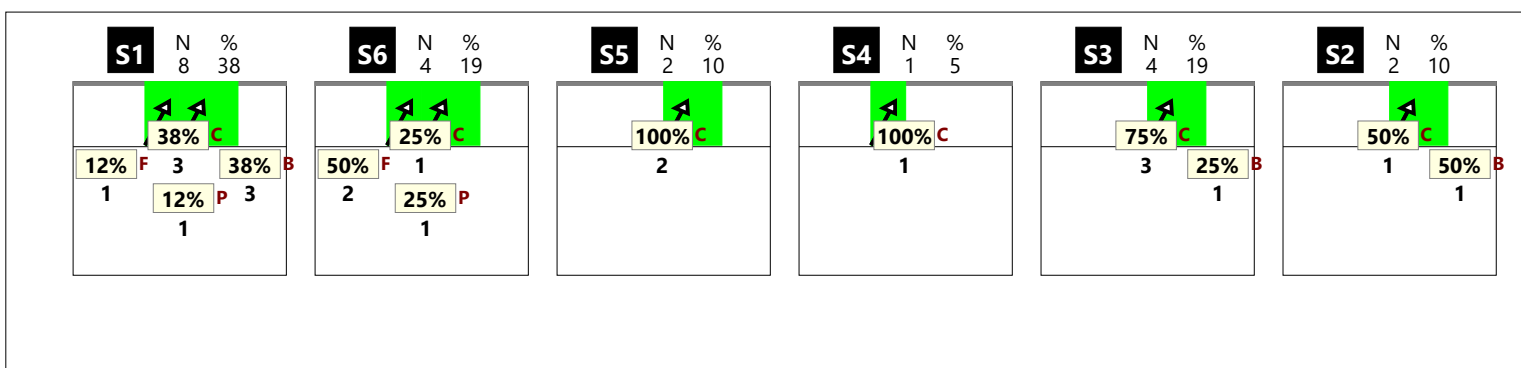
RICEZIONE TOTALE CHIAMATA 1 totale (K1 + KH)



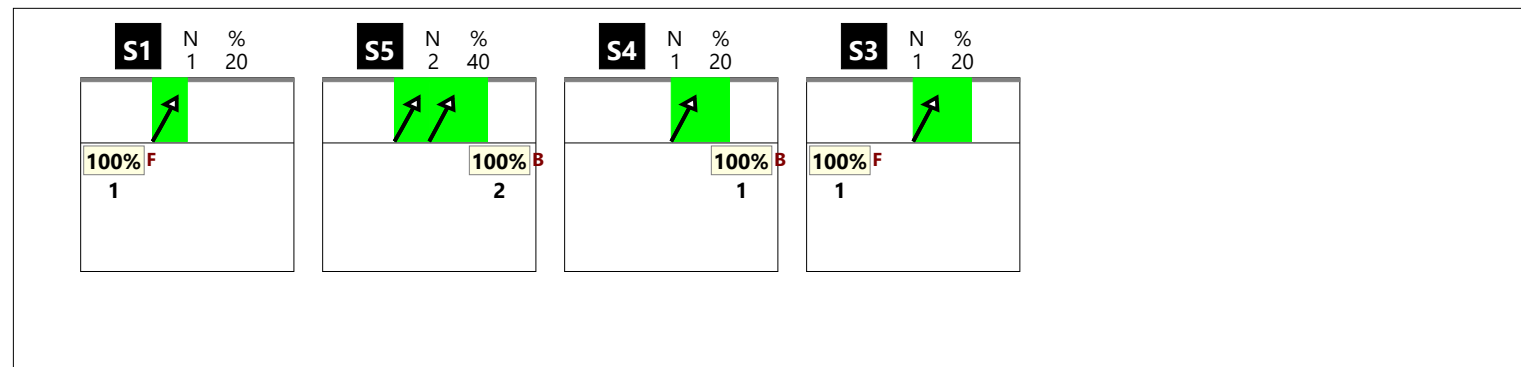
RICEZIONE # CHIAMATA 1 totale (K1 + KH)



RICEZIONE + CHIAMATA 1 totale (K1 + KH)

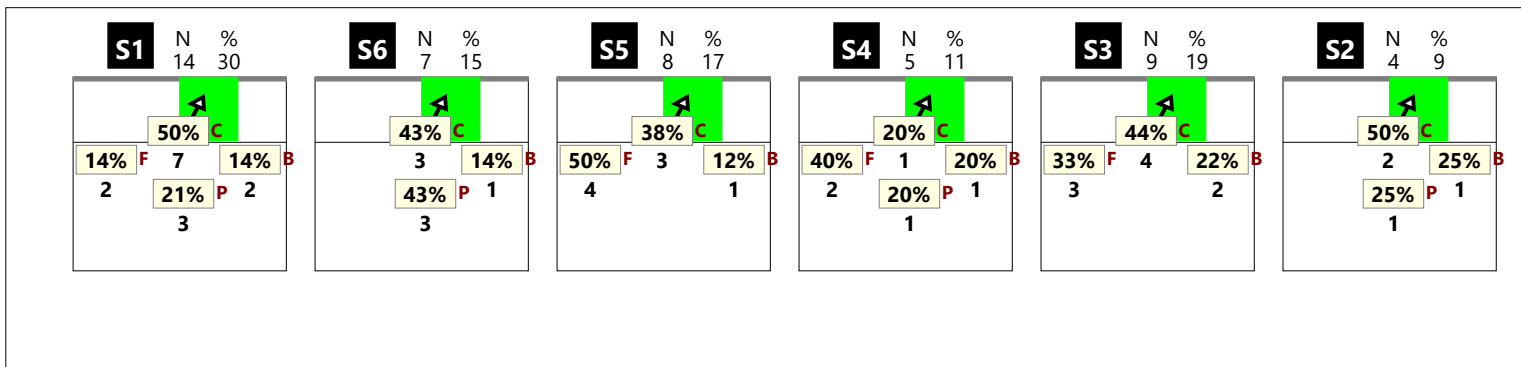


RICEZIONE ! CHIAMATA 1 totale (K1 + KH)

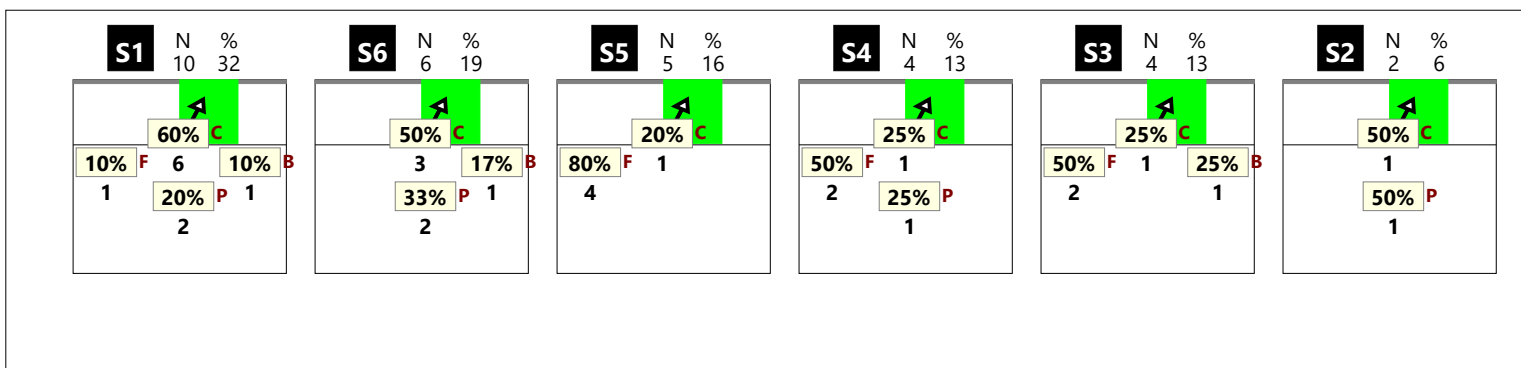


Total Print Composition - 27 - Chiamata 1 classica su #, + e !

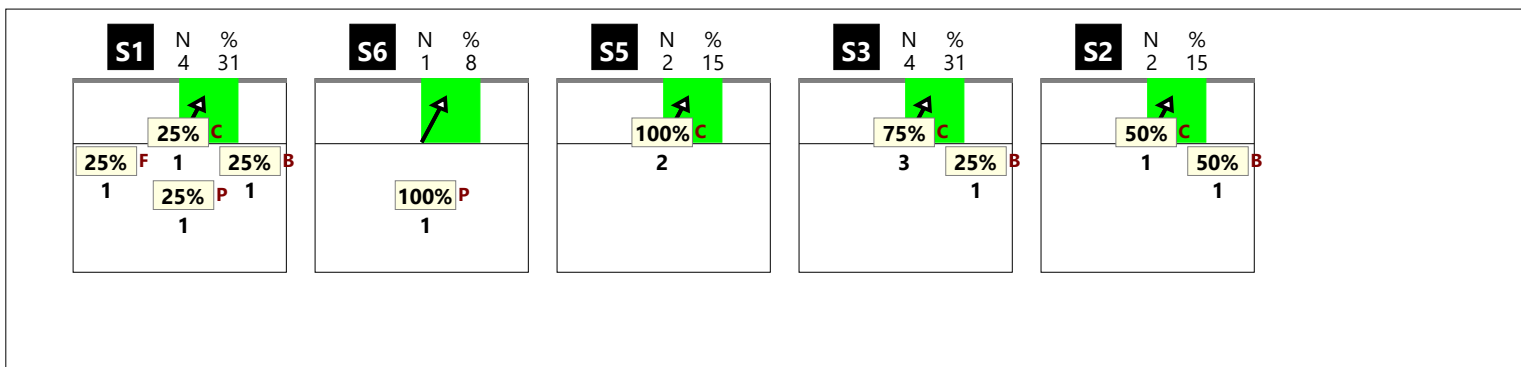
RICEZIONE TOTALE CHIAMATA 1 classica (K1)



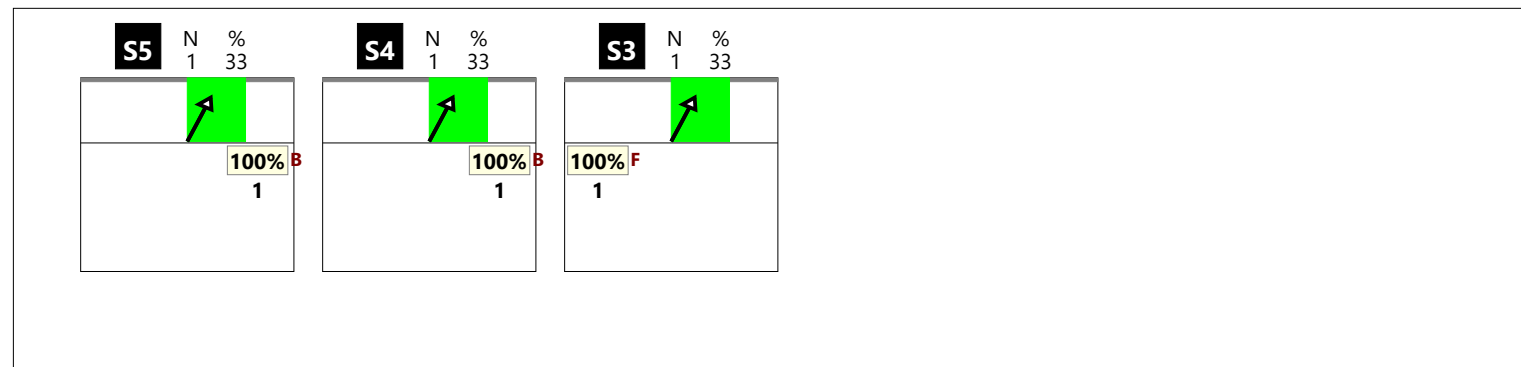
RICEZIONE # CHIAMATA 1 classica (K1)



RICEZIONE + CHIAMATA 1 classica (K1)

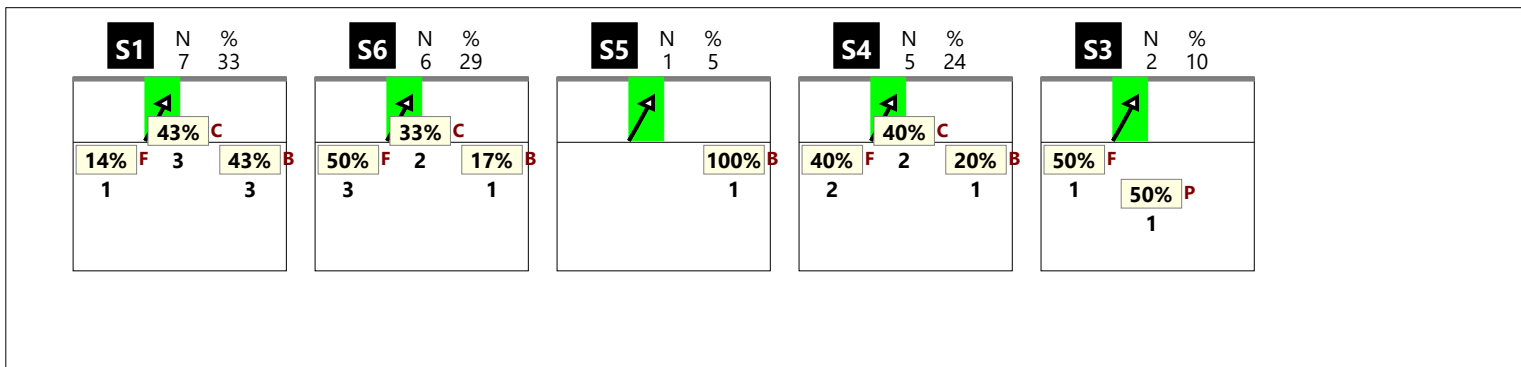


RICEZIONE ! CHIAMATA 1 classica (K1)

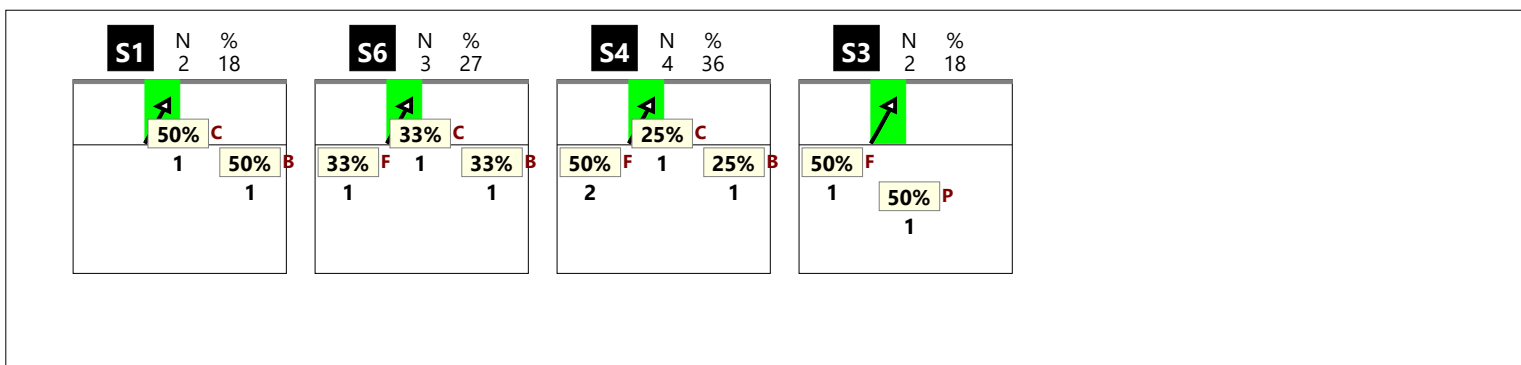


Total Print Composition - 28 - Chiamata 1 centro rete su #, + e !

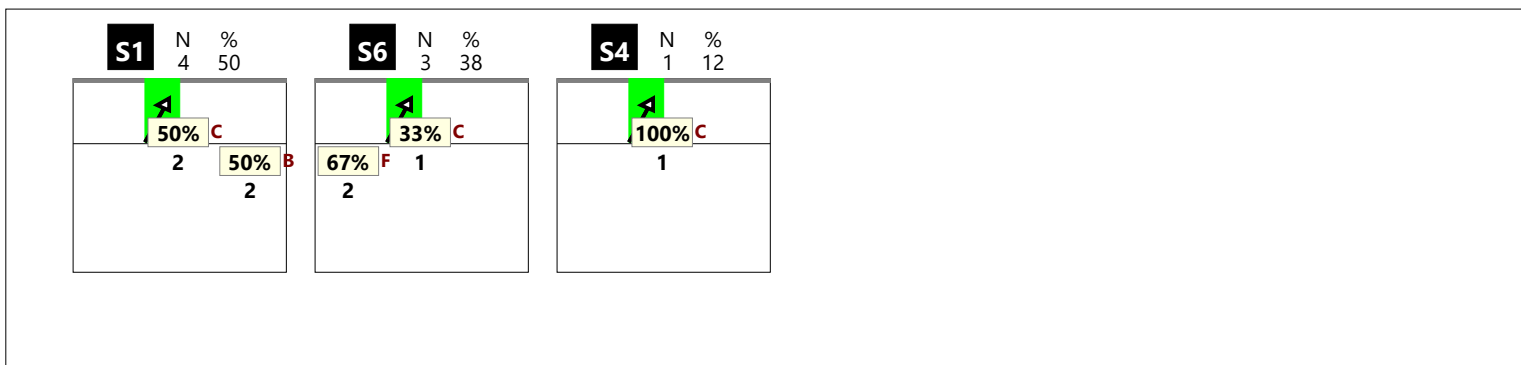
RICEZIONE TOTALE CHIAMATA 1 centro rete (KH)



RICEZIONE # CHIAMATA 1 centro rete (KH)



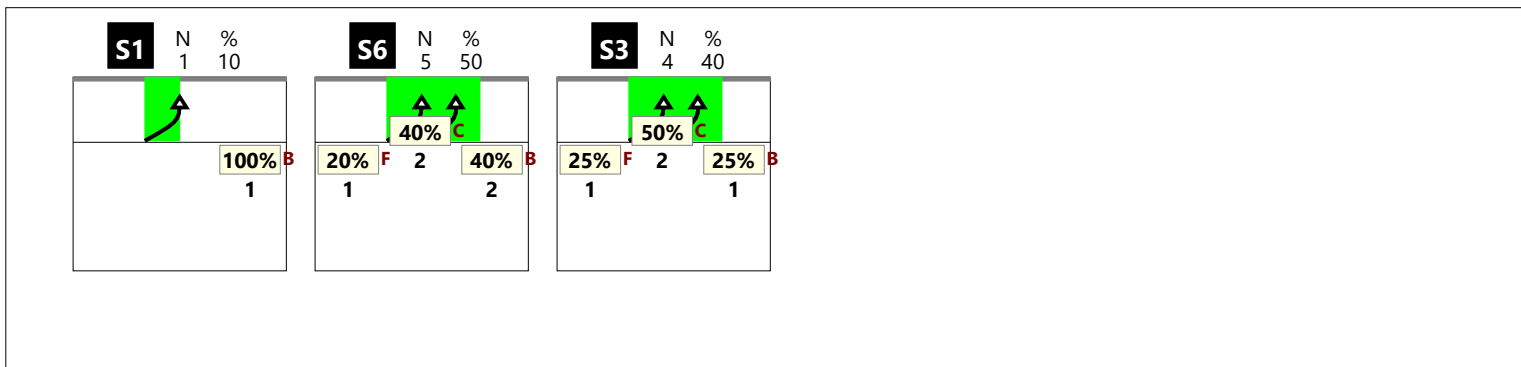
RICEZIONE + CHIAMATA 1 centro rete (KH)




RICEZIONE ! CHIAMATA 1 centro rete (KH)




**RICEZIONE TOTALE CHIAMATA 2 totale (K2 + KW)**



**RICEZIONE # CHIAMATA 2 totale (K2 + KW)**




**RICEZIONE + CHIAMATA 2 totale (K2 + KW)**




**RICEZIONE ! CHIAMATA 2 totale (K2 + KW)**




RICEZIONE TOTALE CHIAMATA 2 classica (K2)




RICEZIONE # CHIAMATA 2 classica (K2)



RICEZIONE + CHIAMATA 2 classica (K2)

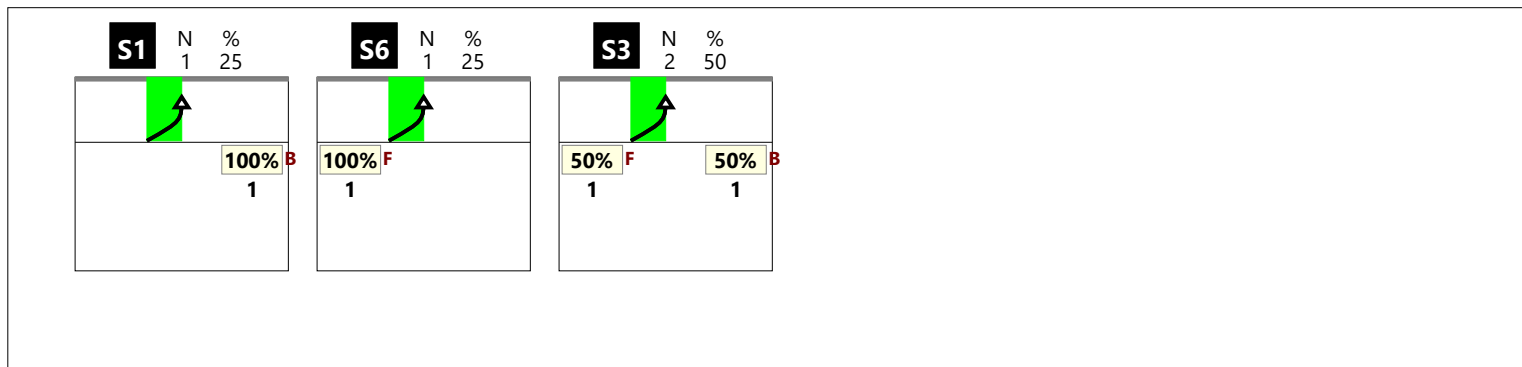


RICEZIONE ! CHIAMATA 2 classica (K2)







**RICEZIONE TOTALE CHIAMATA 2 centro rete (KW)**




**RICEZIONE # CHIAMATA 2 centro rete (KW)**



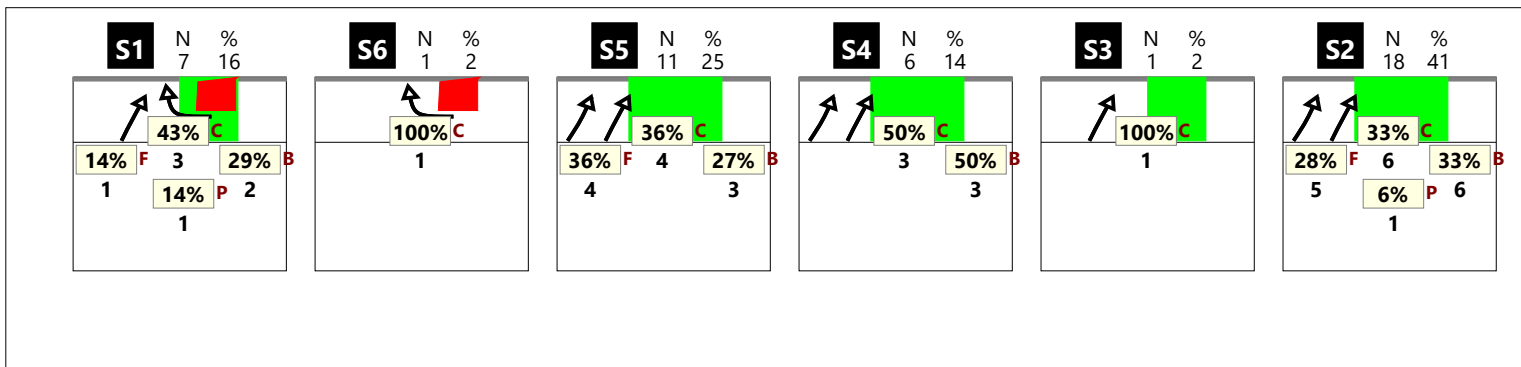
**RICEZIONE + CHIAMATA 2 centro rete (KW)**



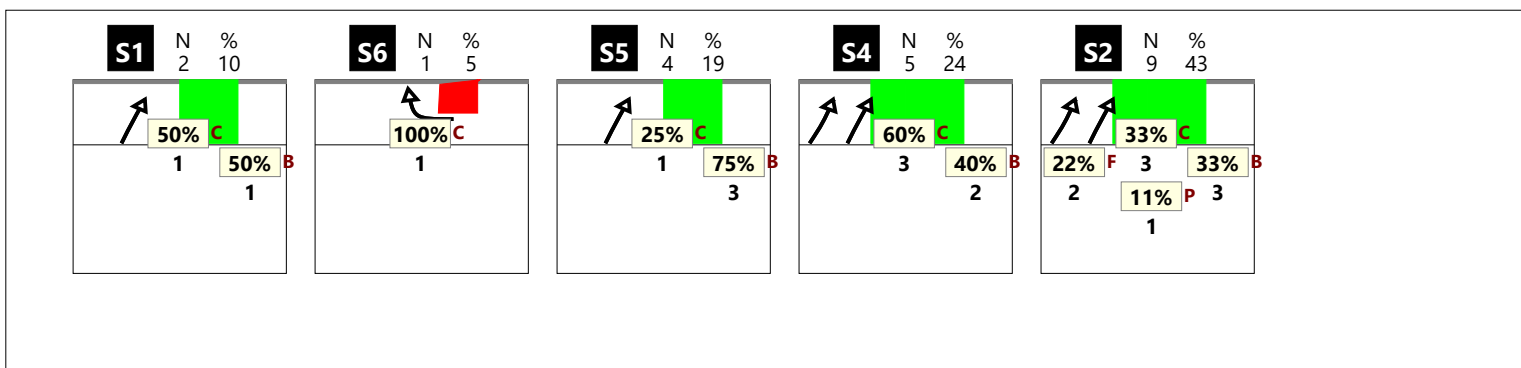
**RICEZIONE ! CHIAMATA 2 centro rete (KW)**



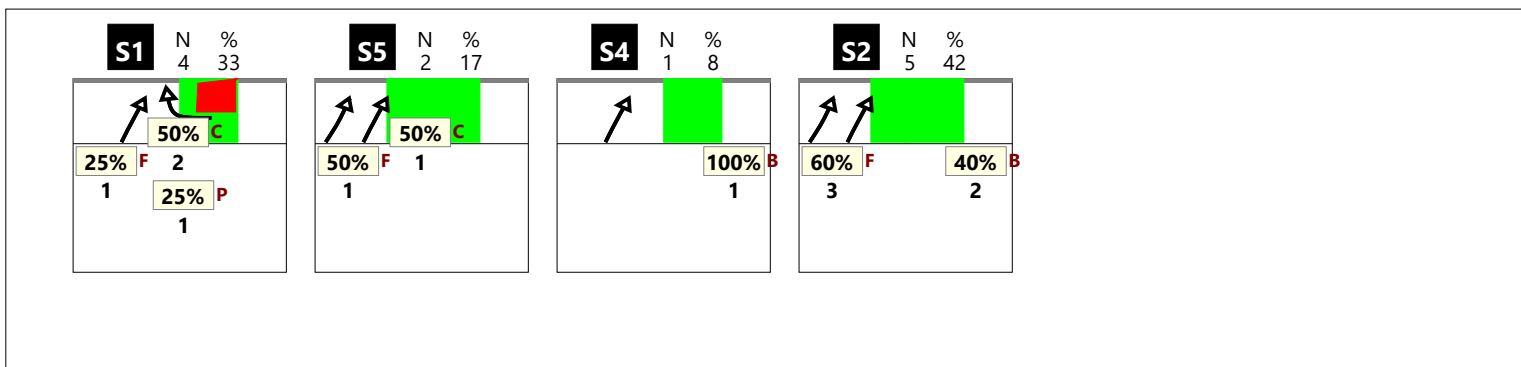
RICEZIONE TOTALE CHIAMATA 7 totale (K7 + KX + KD + KJ)




RICEZIONE # CHIAMATA 7 totale (K7 + KX + KD + KJ)



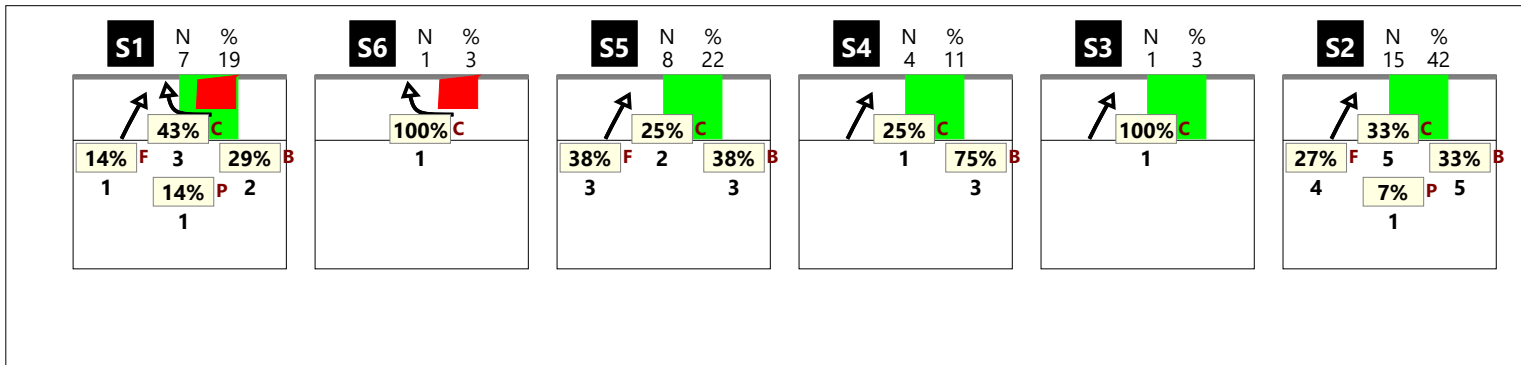
RICEZIONE + CHIAMATA 7 totale (K7 + KX + KD + KJ)



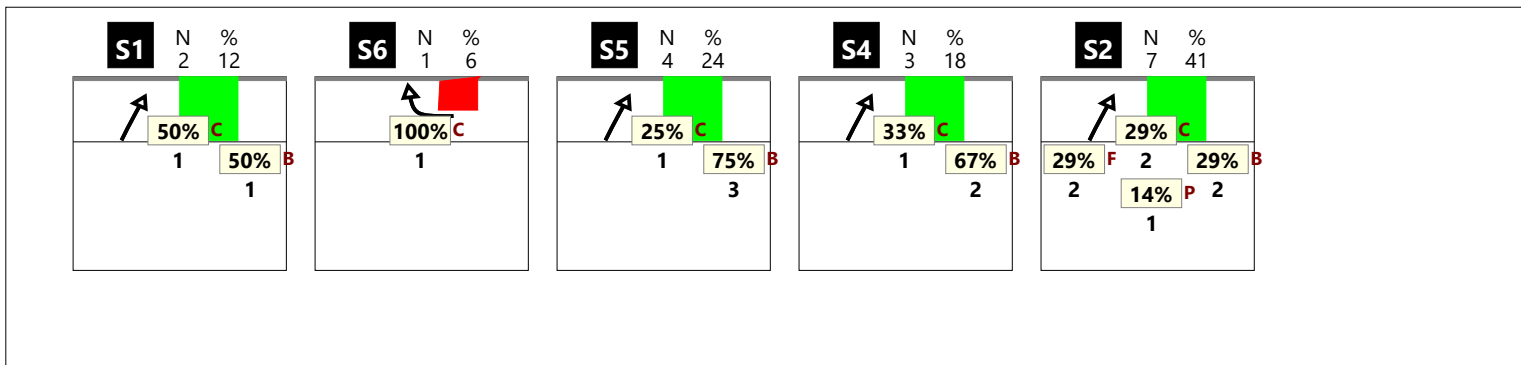
RICEZIONE ! CHIAMATA 7 totale (K7 + KX + KD + KJ)



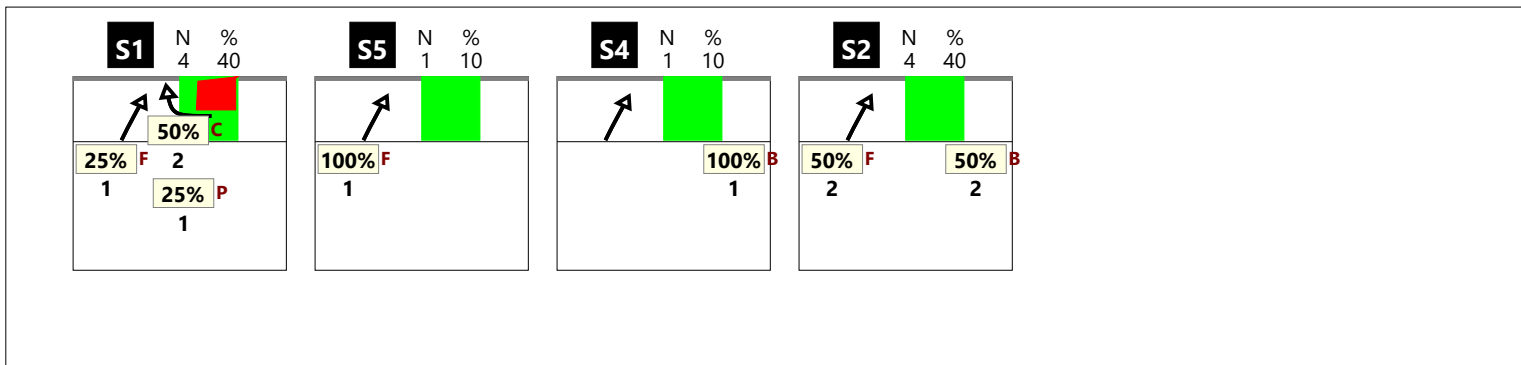
RICEZIONE TOTALE CHIAMATA 7 classica (K7 + KD)




RICEZIONE # CHIAMATA 7 classica (K7 + KD)



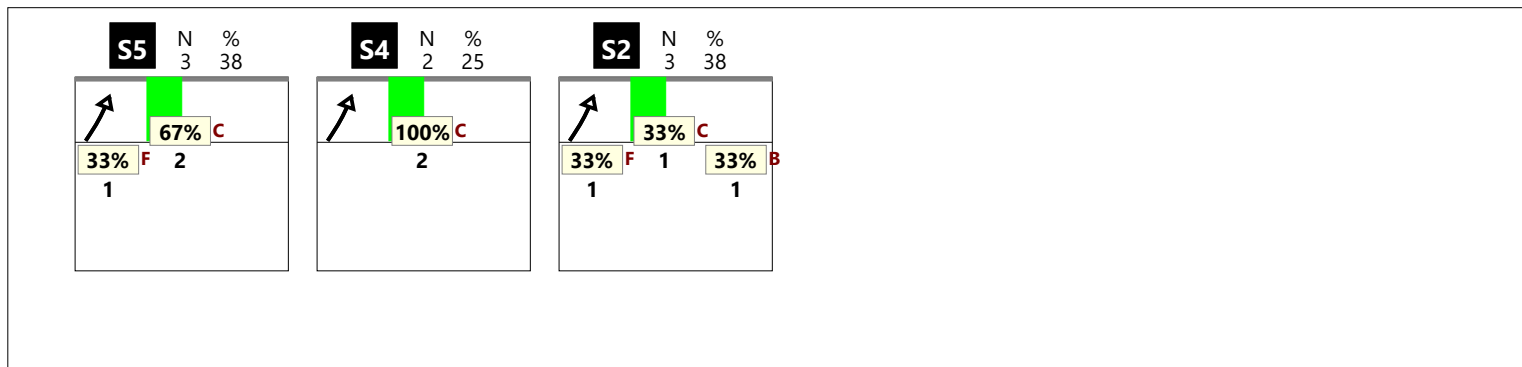
RICEZIONE + CHIAMATA 7 classica (K7 + KD)




RICEZIONE ! CHIAMATA 7 classica (K7 + KD)




RICEZIONE TOTALE CHIAMATA 7 centro rete (KX + KJ)



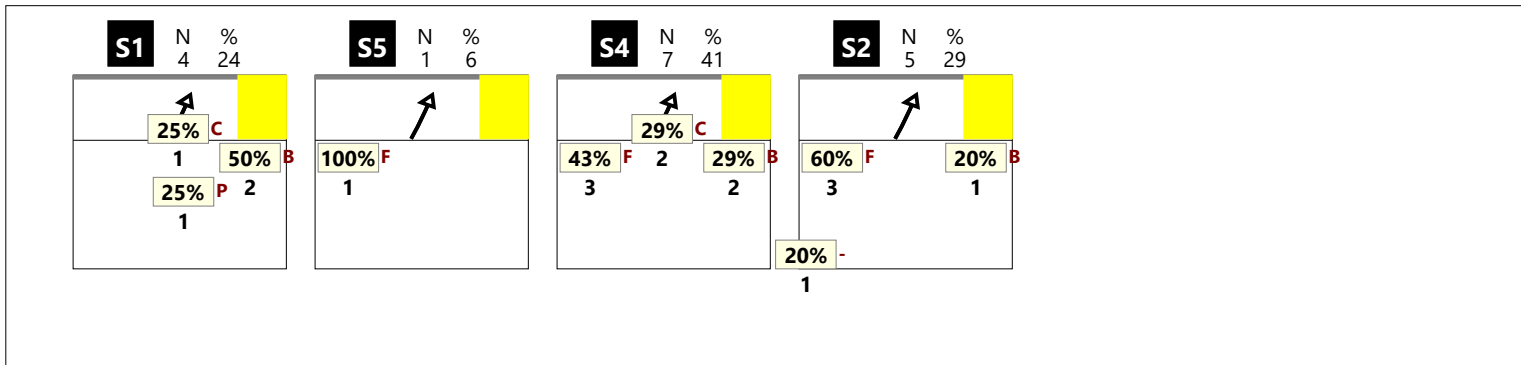
RICEZIONE # CHIAMATA 7 centro rete (KX + KJ)




RICEZIONE + CHIAMATA 7 centro rete (KX + KJ)



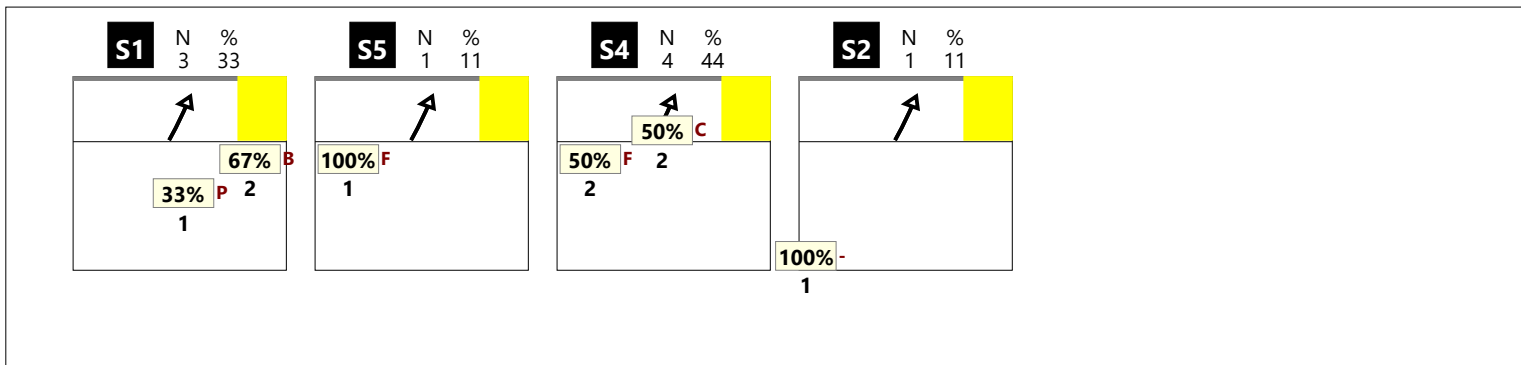
### RICEZIONE TOTALE CHIAMATA KC



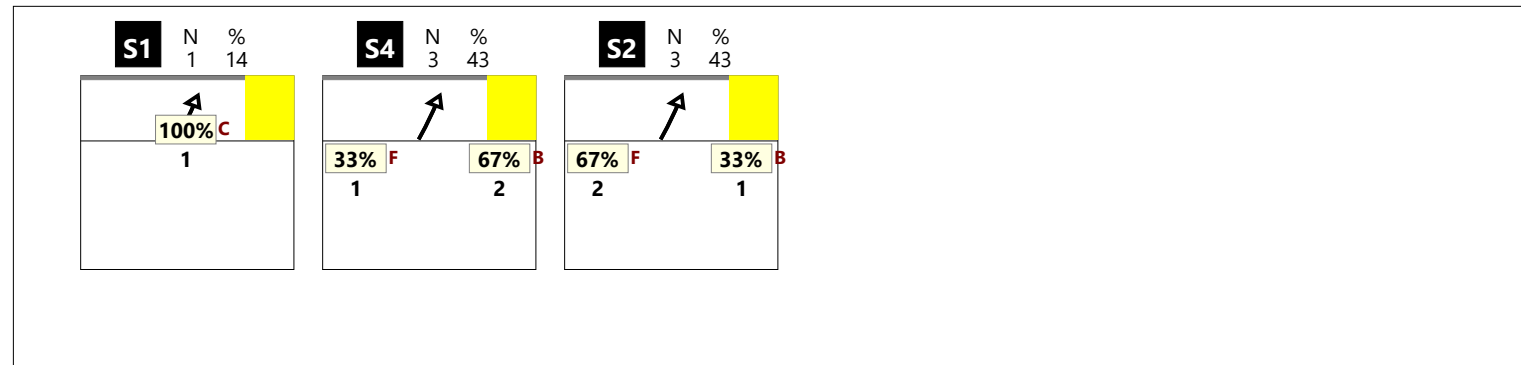
### RICEZIONE # CHIAMATA KC



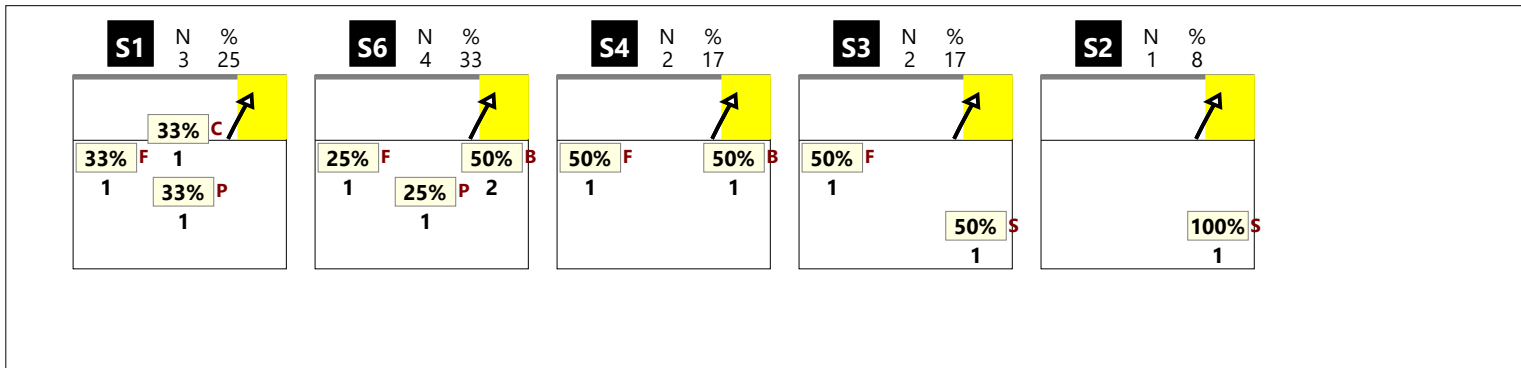
### RICEZIONE + CHIAMATA KC



### RICEZIONE ! CHIAMATA KC



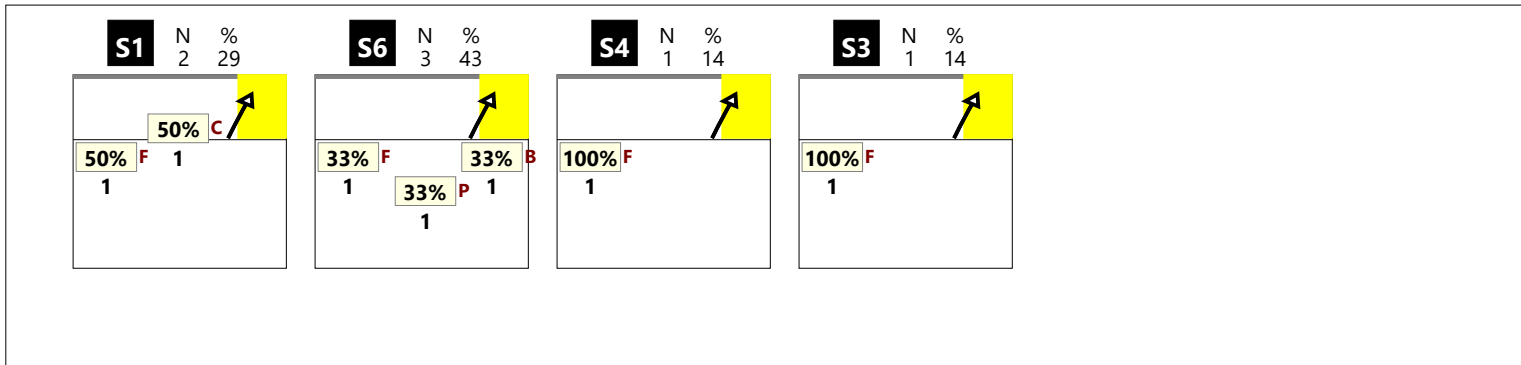
RICEZIONE TOTALE CHIAMATA KM



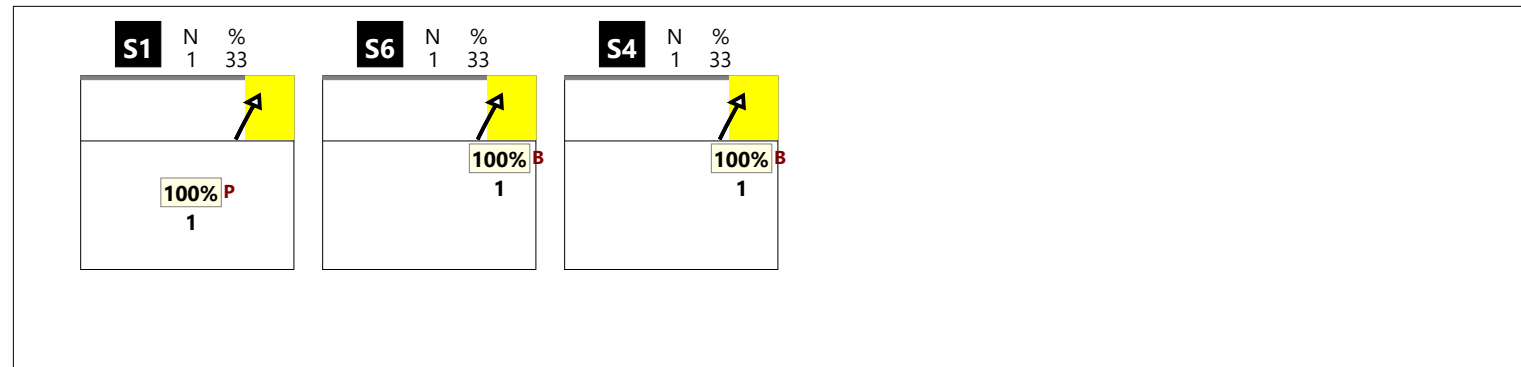
RICEZIONE # CHIAMATA KM



RICEZIONE + CHIAMATA KM




RICEZIONE ! CHIAMATA KM




RICEZIONE TOTALE CHIAMATA KA




RICEZIONE # CHIAMATA KA



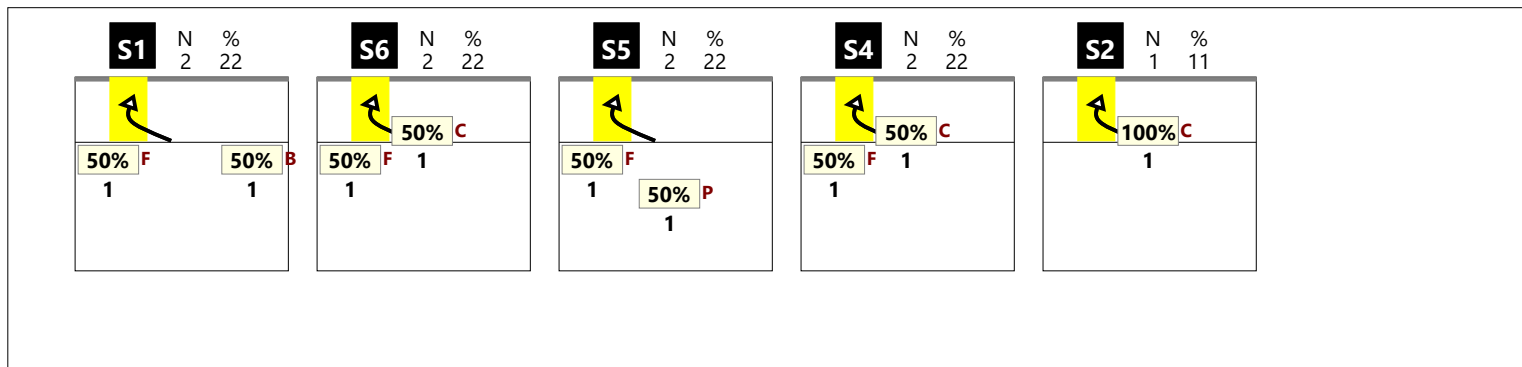
RICEZIONE + CHIAMATA KA



RICEZIONE ! CHIAMATA KA



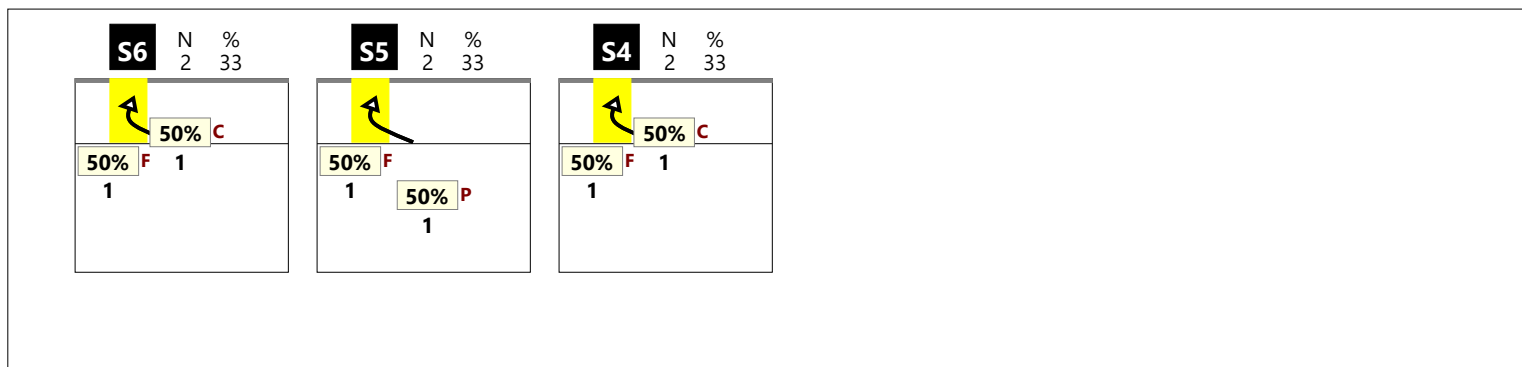
RICEZIONE TOTALE CHIAMATA KP




RICEZIONE # CHIAMATA KP



RICEZIONE + CHIAMATA KP



RICEZIONE ! CHIAMATA KP





**RICEZIONE TOTALE CHIAMATA KS**

--

**RICEZIONE # CHIAMATA KS**

--

**RICEZIONE + CHIAMATA KS**

--

**RICEZIONE ! CHIAMATA KS**

--


RICEZIONE TOTALE CHIAMATA KQ




RICEZIONE # CHIAMATA KQ



RICEZIONE + CHIAMATA KQ



RICEZIONE ! CHIAMATA KQ



DISTRIBUZIONE PER ZONE DI RICEZIONE

RICEZIONE BUONA DA ZONA 1

6	33%	6	33%	1	6%
33%	67%	50%	50%		
		5	28%		
		40%	60%		
Total events		Total events %			
Efficiency %		Events # in %			

RICEZIONE BUONA DA ZONA 6-1

	1	100%			
	100%	100%			
Total events		Total events %			
Efficiency %		Events # in %			

TOTALE DA ZONA 1

6	32%	7	37%	1	5%
33%	67%	57%	57%		
		5	26%		
		40%	60%		
Total events		Total events %			
Efficiency %		Events # in %			

RICEZIONE BUONA DA ZONA 5

7	23%	15	48%	2	6%
14%	29%	40%	53%		50%
		2	6%	5	16%
		100%	100%		40%
Total events		Total events %			
Efficiency %		Events # in %			

RICEZIONE BUONA DA ZONA 5-6

1	14%	2	29%	2	29%
100%	100%	50%	50%	100%	100%
		1	14%	1	14%
		-100%		100%	100%
Total events		Total events %			
Efficiency %		Events # in %			

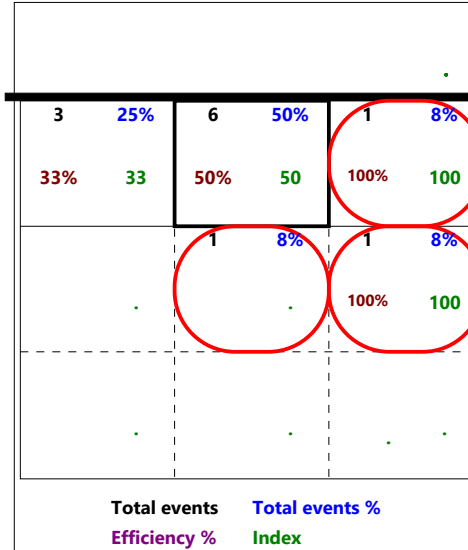
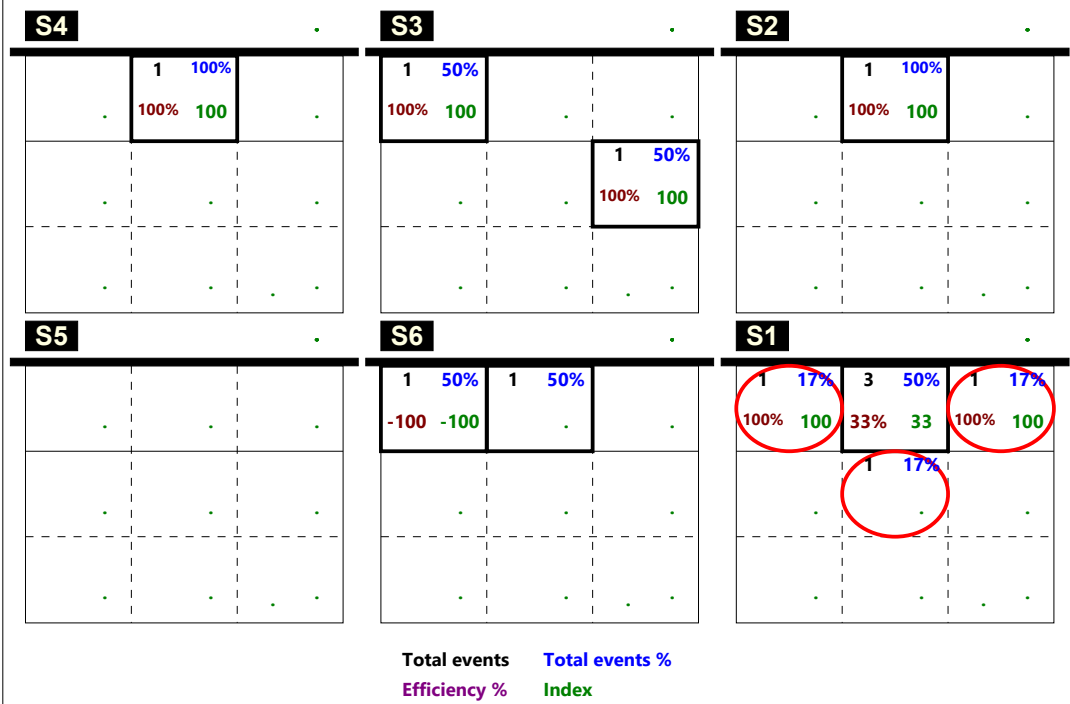
TOTALE DA ZONA 5

8	21%	17	44%	4	10%
25%	38%	41%	53%	50%	75%
		4	10%	6	15%
			50%	17%	50%
Total events		Total events %			
Efficiency %		Events # in %			

DISTRIBUZIONE PER ZONE DI RICEZIONE

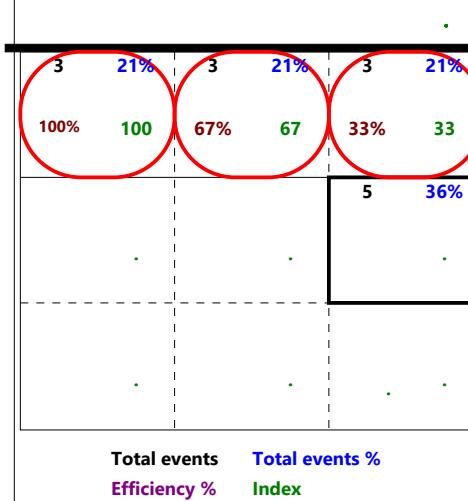
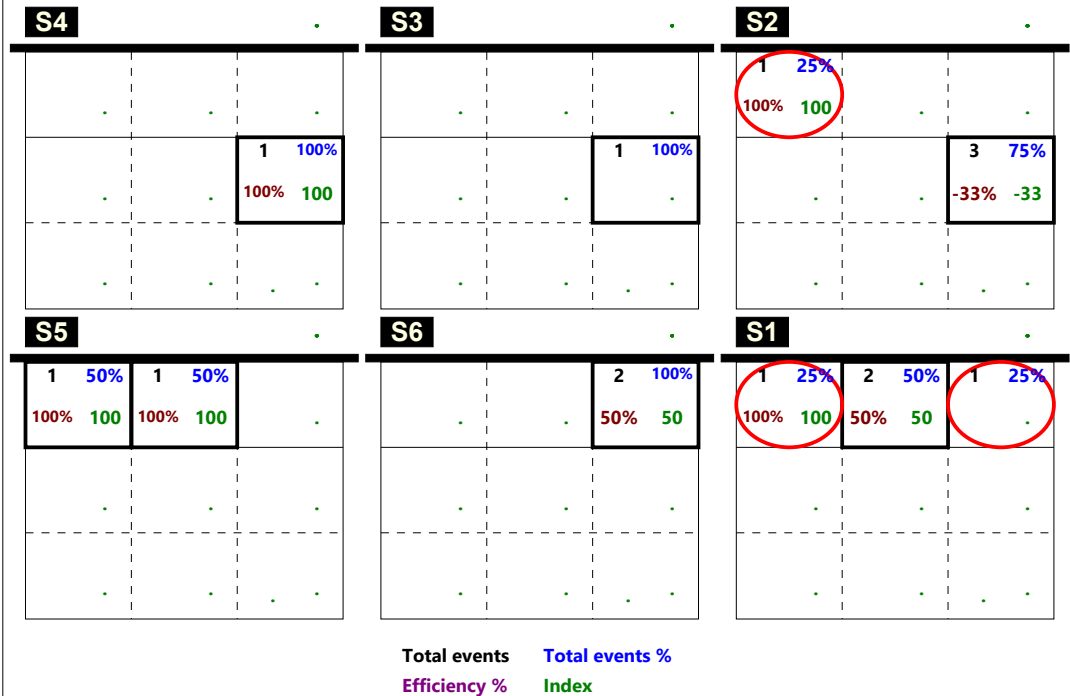
RICEZIONE ESCLAMATIVA IN ZONA 1

Total Zone Chart analysis



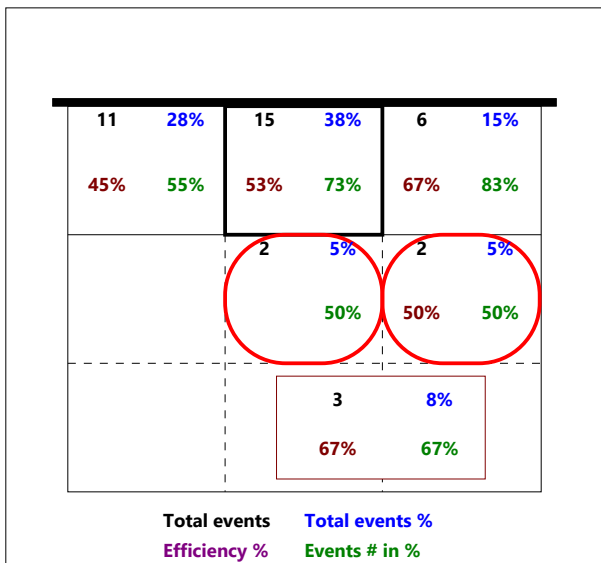
RICEZIONE ESCLAMATIVA IN ZONA 5

Total Zone Chart analysis

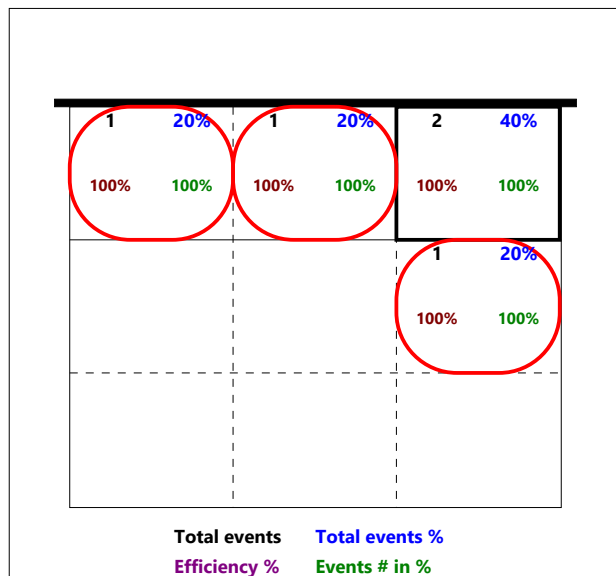


DISTRIBUZIONE PER ZONE DI RICEZIONE

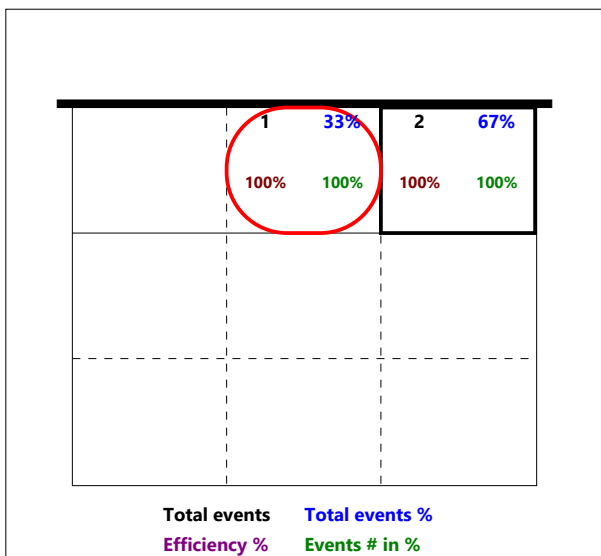
RICEZIONE BUONA DA ZONA 6



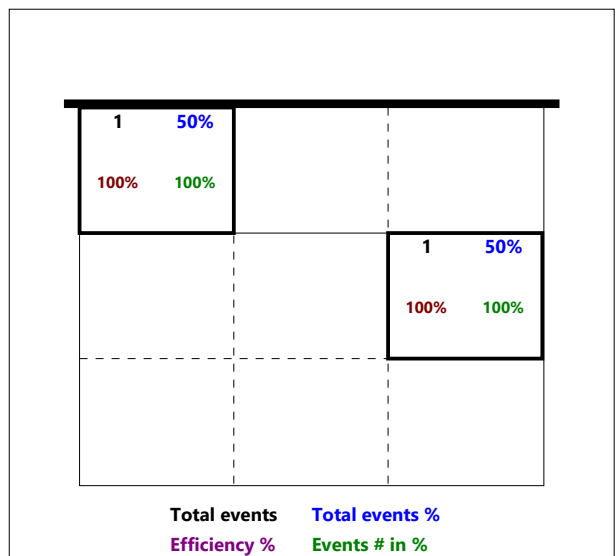
RICEZIONE CORTA TOTALE




RICEZIONE CORTA Z2



RICEZIONE CORTA Z3



RICEZIONE CORTA Z4




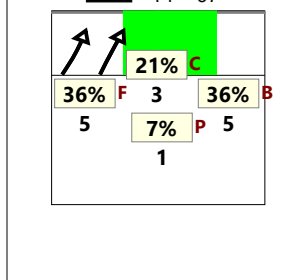
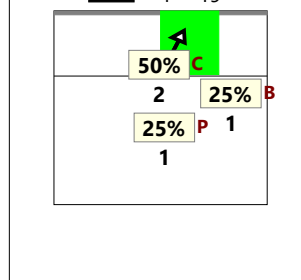
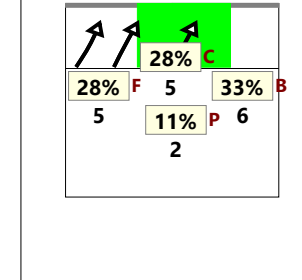
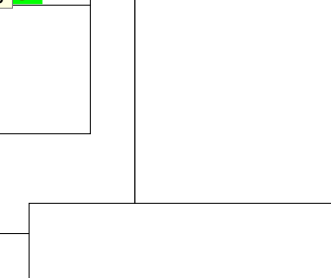
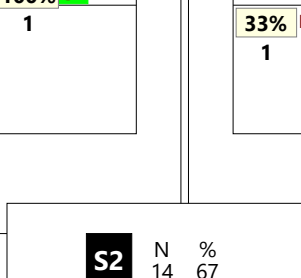
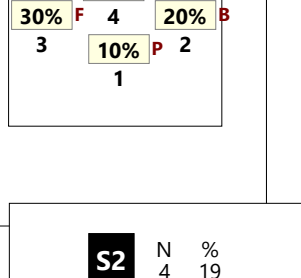
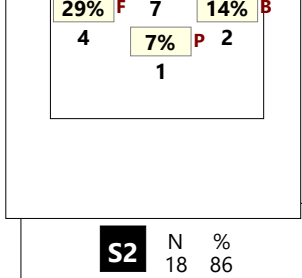
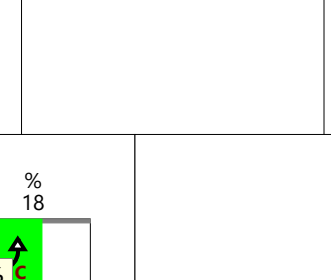
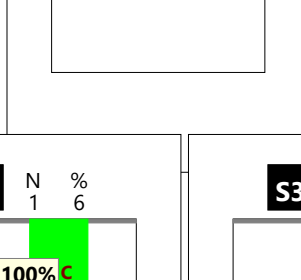
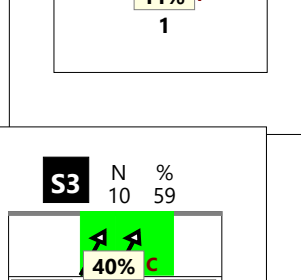
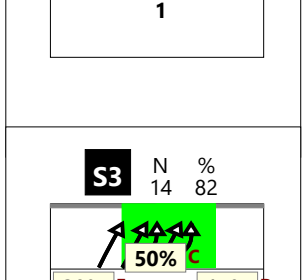
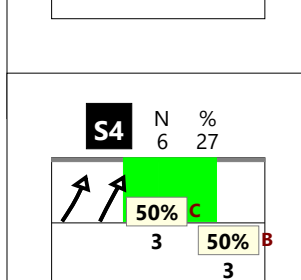
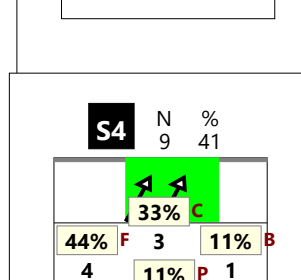
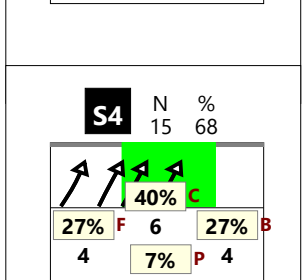

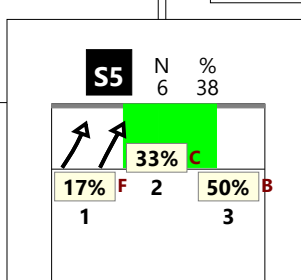
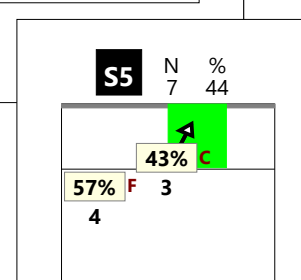
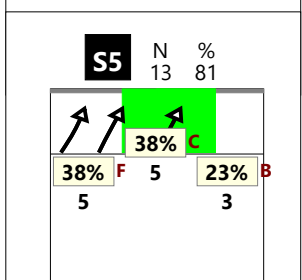
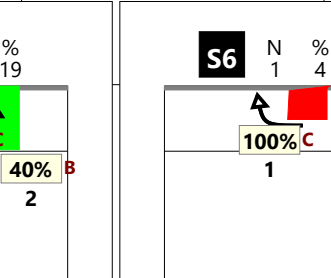
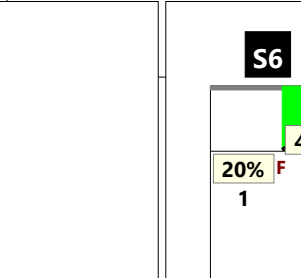
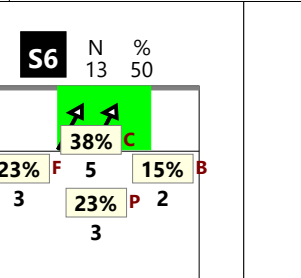
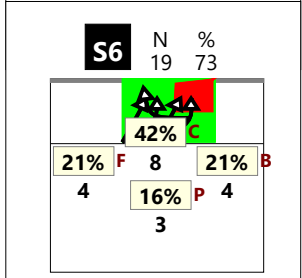

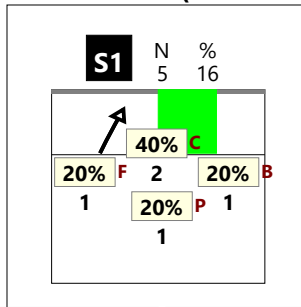
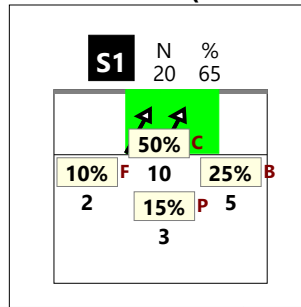
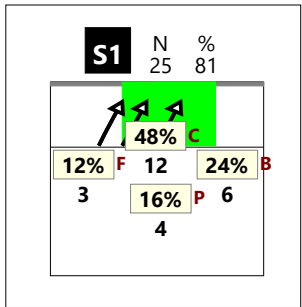
Total Print Composition - 44 - Distribuzione su ricezione regolare per rotazione

Totale

Chiamata 1 (K1 + KH)

Chiamata 7 (K7 + KX)

Chiamata 2 (K2 + KW)




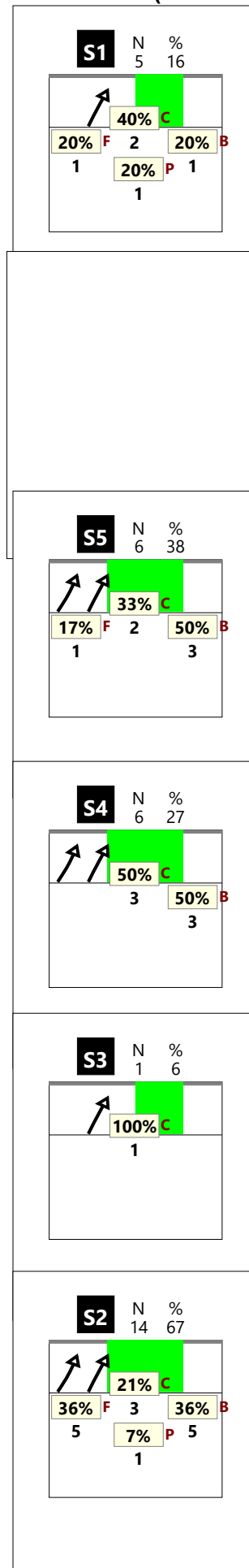
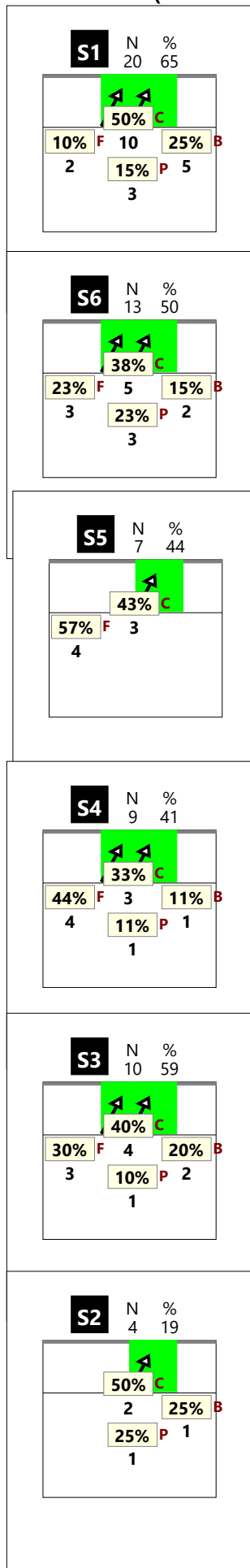
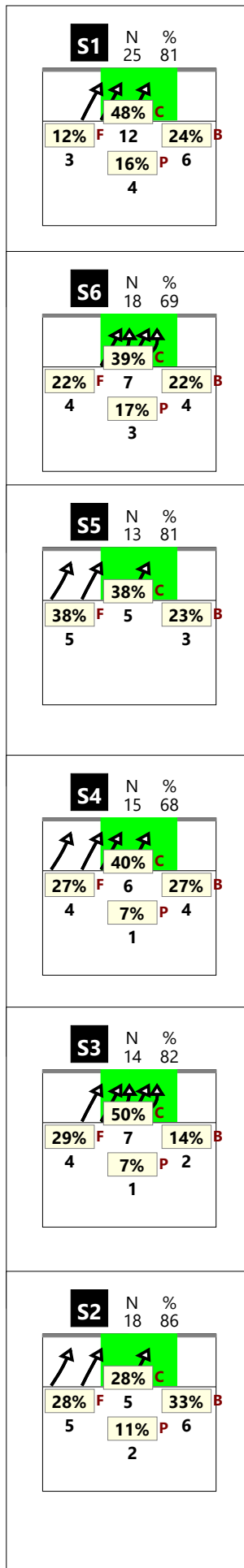
Total Print Composition - 45 - Distribuzione su ricezione buona per basi

Totale

Chiamata 1 (K1 + KH)

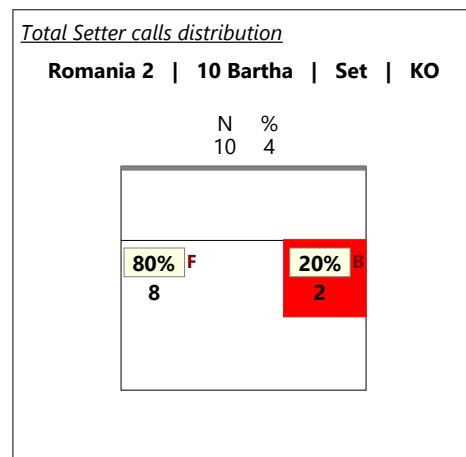


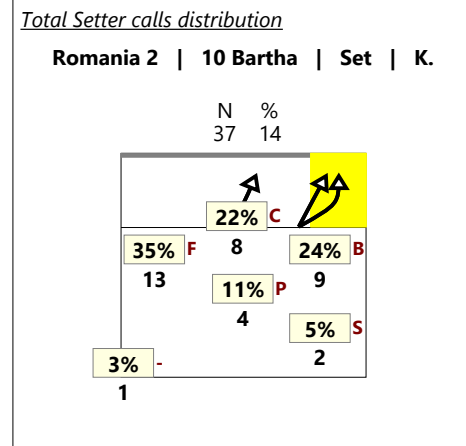
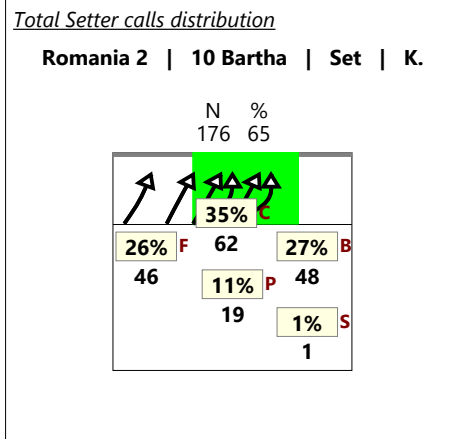
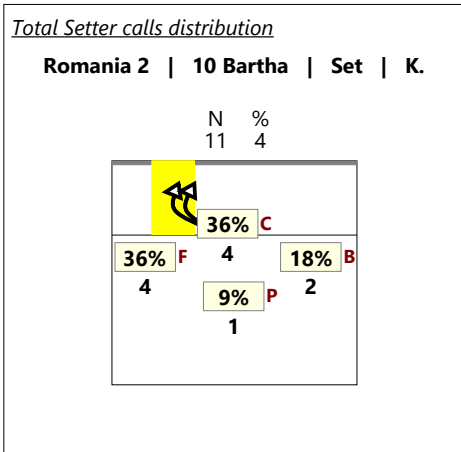
Chiamata 7 (K7 + KX)

Chiamata 2 (K2 + KW)

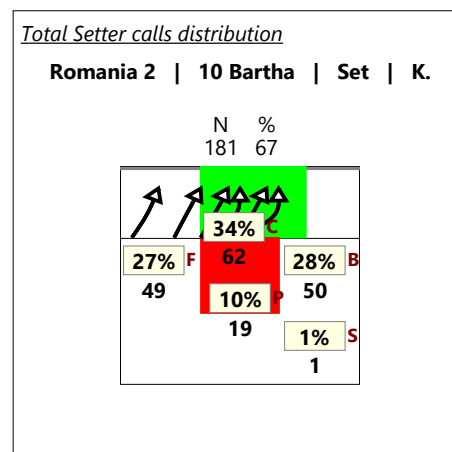



# Distribuzione per zone di alzata

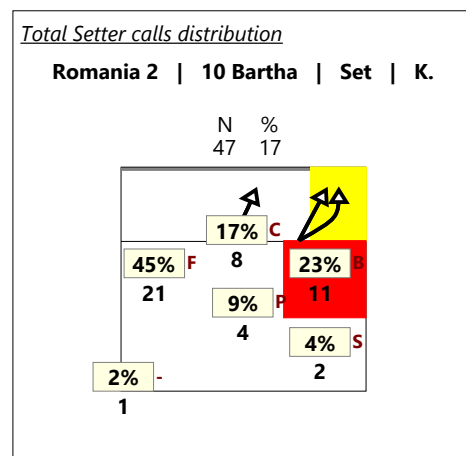
(cambio palla)



\*solo zona centrale



\*solo zona centrale





## Total Print Composition - 47 - Distribuzione per ruolo del ricettore

Total Zone Chart analysis

S4	S3	S2
	1 100%	1 100% 100% 100%
S5	S6	S1
1 100% 100% 100%	1 100% 100% 100%	1 33% 1 33% 100% 100% 1 33% 100% 100%

1 14% 100% 100%	3 43% 33% 33%	1 14% 100% 100%
2 29% 100% 100%		
Total events    Total events % Efficiency %    Events # in %		

**Ricezione buona del martello 1<sup>a</sup> linea**

Total Zone Chart analysis

S4	S3	S2
1 20% 50% 50% 1 20% -100 1 20% 100% 100%		
S5	S6	S1
2 67% 50% 50% 1 33% -100	1 100% 100% 100%	

3 33% 33% 33%	3 33% 67% 67%	
2 22% -100%		1 11% 100% 100%
Total events    Total events % Efficiency %    Events # in %		

**Ricezione buona del martello 2<sup>a</sup> linea**

Total Zone Chart analysis

S4	S3	S2
S5	S6	S1

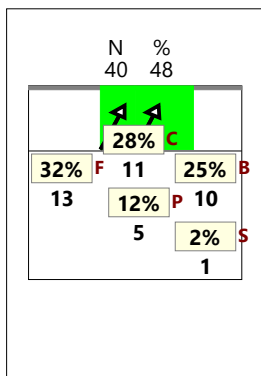
Total events    Total events % Efficiency %    Events # in %		
---	--	--

**Ricezione buona del centrale**

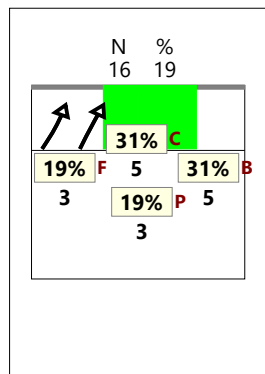
Total events    Total events %  
 Efficiency %    Events # in %

Total Print Composition - 48 - Distribuzione in contrattacco

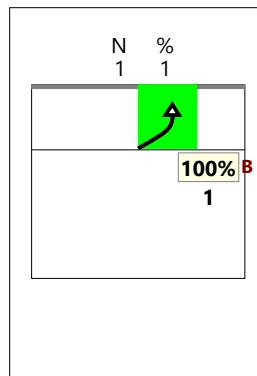
**Chiamata 1 (K1 + KH)**




**Chiamata 7 (K7 + KX)**




**Chiamata 2 (K2 + KW)**




**Chiamata CC (KD + KJ)**



**Verso 2**



**Verso 4**



**Staccata**

