

## Formazioni iniziali e rotazioni di partenza

### Formazioni iniziali

Giocatore	Set gi	Titolar	Alzat	1° ma	2° ce	Oppo	2° ma	1° ce	Batt. M	Batt. Q	Rice	Att
Former Y.r.	9	54	9	9	9	9	9	9	107	70	165	227
18 MIHAILOV	9	.	.	.	.	.	.	.	0	0	51	0
1 ANGELOVSKI	9	.	.	.	.	.	.	.	0	0	2	0
5 MILEV	9	9	.	9	.	.	.	.	27	0	44	34
8 LJAFTOV	9	9	.	.	.	.	9	.	6	23	63	47
12 NIKOLOVSKI	2	.	.	.	.	.	.	.	0	0	0	0
14 ANDONOV	2	.	.	.	.	.	.	.	0	0	2	0
4 GJORGIJEV	9	9	.	.	.	9	.	.	0	30	0	85
3 JOSIFOV	9	9	.	.	.	.	.	9	30	0	1	24
7 NAKOV	1	.	.	.	.	.	.	.	2	0	0	1
10 KLOPCHESKI	9	9	.	.	9	.	.	.	29	0	1	23
13 SIMOVSKI	4	.	.	.	.	.	.	.	5	0	0	6
2 GJORGIEV	9	9	9	.	.	.	.	.	7	17	1	7
11 NIKOLOV	1	.	.	.	.	.	.	.	1	0	0	0

### Rotazioni di partenza

Totale	Tutti i set	1. set	2. set	3. set	4. set	5. set
	. . . 5 9 4	. . . 1 1 2	. . . 1 3 .	. . . 1 1 2	. . . 1 3 .	. . . 1 1 .
In battuta	Tutti i set	1. set	2. set	3. set	4. set	5. set
	. . . 5 2 2	. . . 1 . 1	. . . 1 1 .	. . . 1 . 1	. . . 1 1 .	. . . 1 . .
In ricezione	Tutti i set	1. set	2. set	3. set	4. set	5. set
	. . . . 7 2	. . . . 1 1	. . . . 2 .	. . . . 1 1	. . . . 2 .	. . . . 1 .

Total Worksheet - 07 - Battuta

(2) MNE16, MNE16

BATTUTA TOTALE															
Nome	Totale	Ind.	(#)%	(/)%	(+)%	Pos%	Ace	Ace/	(!)%	(-)%	(=)%	(=)	Err./S	Err./A	
n.\$ Former Y.r.	176	32	3%	3%	19%	25%	5	0.6	18%	38%	19%	34	3.8	6.8	
n.5 5 MILEV	27	32.0	4%	.	15%	19%	1	0.1	15%	59%	7%	2	0.2	2.0	
n.8 8 LJAFTOV	29	34.0	3%	7%	24%	34%	1	0.1	24%	14%	28%	8	0.9	8.0	
n.12 12 NIKOLOVSKI	.	0.0	---	---	---	---	.	0.0	---	---	---	.	0.0	---	
n.14 14 ANDONOV	.	0.0	---	---	---	---	.	0.0	---	---	---	.	0.0	---	
n.19 19 ILIEV	.	0.0	---	---	---	---	.	---	---	---	---	.	---	---	
n.4 4 GJORGIEV	30	25.0	3%	.	17%	20%	1	0.1	7%	40%	33%	10	1.1	10.0	
n.13 13 SIMOVSKI	5	26.0	.	.	20%	20%	.	0.0	.	60%	20%	1	0.3	---	
n.3 3 JOSIFOV	30	34.0	3%	3%	23%	29%	1	0.1	23%	27%	20%	6	0.7	6.0	
n.7 7 NAKOV	2	63.0	50%	.	.	50%	1	1.0	.	50%	.	.	0.0	0.0	
n.10 10 KLOPCHESKI	29	37.0	.	7%	21%	28%	.	0.0	28%	41%	3%	1	0.7	---	
n.2 2 GJORGIEV	24	26.0	.	4%	12%	16%	.	0.0	12%	46%	25%	6	0.7	---	
n.6 6 DESPOTOVSKI	.	0.0	---	---	---	---	.	---	---	---	---	.	---	---	

BATTUTA JUMP															
Nome	Totale	Ind.	(#)%	(/)%	(+)%	Pos%	Ace	Ace/	(!)%	(-)%	(=)%	Err.	Err./S	Err./A	
n.\$ Former Y.r.	70	29	0	4%	20%	24%	2	0.2	14%	26%	33%	23	2.6	11.5	
n.5 5 MILEV	.	.	---	---	---	---	.	0.0	---	---	---	.	0.0	---	
n.8 8 LJAFTOV	23	35	4%	9%	26%	39%	1	0.1	22%	9%	30%	7	0.8	7.0	
n.12 12 NIKOLOVSKI	.	.	---	---	---	---	.	0.0	---	---	---	.	0.0	---	
n.14 14 ANDONOV	.	.	---	---	---	---	.	0.0	---	---	---	.	0.0	---	
n.19 19 ILIEV	.	.	---	---	---	---	.	---	---	---	---	.	---	---	
n.4 4 GJORGIEV	30	25	3%	.	17%	20%	1	---	7%	40%	33%	10	---	10.0	
n.13 13 SIMOVSKI	.	.	---	---	---	---	.	0.0	---	---	---	.	0.0	---	
n.3 3 JOSIFOV	.	.	---	---	---	---	.	0.0	---	---	---	.	0.0	---	
n.7 7 NAKOV	.	.	---	---	---	---	.	0.0	---	---	---	.	0.0	---	
n.10 10 KLOPCHESKI	.	.	---	---	---	---	.	0.0	---	---	---	.	0.0	---	
n.2 2 GJORGIEV	17	27	.	6%	18%	24%	.	0.0	18%	24%	35%	6	0.7	---	
n.6 6 DESPOTOVSKI	.	.	---	---	---	---	.	---	---	---	---	.	---	---	

BATTUTA FLOAT															
Nome	Totale	Ind.	(#)%	(/)%	(+)%	Pos%	Ace	Ace/	(!)%	(-)%	(=)%	Err.	Err./S	Err./A	
n.\$ Former Y.r.	106	34	0	3%	18%	21%	3	0.3	20%	46%	10%	11	1.2	3.7	
n.5 5 MILEV	27	32	4%	.	15%	19%	1	0.0	15%	59%	7%	2	0.0	2.0	
n.8 8 LJAFTOV	6	30	.	.	17%	17%	.	0.1	33%	33%	17%	1	0.8	---	
n.12 12 NIKOLOVSKI	.	.	---	---	---	---	.	0.0	---	---	---	.	0.0	---	

Total Worksheet - 07 - Battuta

n.14	14 ANDONOV	.	.	---	---	---	---	.	0.0	---	---	---	.	0.0	---
n.19	19 ILIEV	.	.	---	---	---	---	.	---	---	---	---	.	---	---
n.4	4 GJORGJIEV	.	.	---	---	---	---	.	---	---	---	---	.	---	---
n.13	13 SIMOVSKI	<b>5</b>	26	.	.	20%	20%	.	0.0	.	60%	20%	1	0.0	---
n.3	3 JOSIFOV	<b>30</b>	34	3%	3%	23%	29%	1	0.0	23%	27%	20%	6	0.0	6.0
n.7	7 NAKOV	<b>2</b>	63	50%	.	.	50%	1	0.0	.	50%	.	.	0.0	0.0
n.10	10 KLOPCHESKI	<b>29</b>	37	.	7%	21%	28%	.	0.0	28%	41%	3%	1	0.0	---
n.2	2 GJORGIEV	<b>7</b>	26	.	.	.	.	.	0.0	.	100%	.	.	0.7	---
n.6	6 DESPOTOVSKI	.	.	---	---	---	---	.	---	---	---	---	.	---	---
n.22	22	.	.	---	---	---	---	.	---	---	---	---	.	---	---

Total Worksheet - 02 - Ricezione

(2) MNE16, MNE16

Nome	RICEZIONE TOTALE									RICEZIONE JUMP						RICEZIONE FLOAT									
	Totale	Ind.	Pos%	(!)%	(/)%	(=)%	Err.	Err.%	Err./Set	Totale	Ind.	Pos%	(!)%	(/)%	(=)%	Err.%	Err./Set	Totale	Ind.	Pos%	(!)%	(/)%	(=)%	Err.%	Err./Set
n.\$ Former Y.r.	162	58	48%	21%	7%	9%	26	16%	2.9	71	52	37%	24%	8%	14%	22%	1.8	91	62	56%	19%	7%	4%	11%	1.1
n.18 18 MIHAILOV	51	57	42%	24%	10%	6%	8	16%	0.9	26	57	42%	27%	12%	8%	20%	0.6	25	57	40%	20%	8%	4%	12%	0.3
n.1 1 ANGELOVSKI	2	70	50%	50%	.	.	.	.	0.0	.	.	---	---	(---)	(---)	---	0.0	2	70	50%	50%	.	.	.	0.0
n.5 5 MILEV	44	54	52%	14%	9%	16%	11	25%	1.2	20	42	35%	15%	10%	30%	40%	0.9	24	64	67%	12%	8%	4%	12%	0.3
n.8 8 LJAFTOV	63	61	49%	24%	5%	5%	6	10%	0.7	24	55	29%	29%	4%	8%	12%	0.3	39	65	62%	21%	5%	3%	8%	0.3
n.12 12 NIKOLOVSKI	.	.	---	---	(---)	(---)	.	---	0.0	.	.	---	---	(---)	(---)	---	0.0	.	.	---	---	(---)	(---)	---	0.0
n.14 14 ANDONOV	2	38	50%	.	.	50%	1	50%	0.1	1	77	100%	.	.	.	.	0.0	1	.	.	.	.	100%	100%	0.1
n.19 19 ILIEV	.	.	---	---	((---))	((---))	.	---	0.0	.	.	---	---	((---))	((---))	---	0.0	.	.	---	---	((---))	((---))	---	0.0
n.0 0???	.	.	---	---	---	---	.	---	0.0	.	.	---	---	---	---	---	0.0	.	.	---	---	---	---	---	0.0

Nome	RICEZIONE JUMP									RICEZIONE FLOAT																				
	Sx			Cx			Dx			Alto			Basso			Sx			Cx			Dx			Alto			Basso		
	Totale	Pos%	Err.%	Totale	Pos%	Err.%	Totale	Pos%	Err.%	Totale	Pos%	Err.%	Totale	Pos%	Err.%	Totale	Pos%	Err.%	Totale	Pos%	Err.%	Totale	Pos%	Err.%	Totale	Pos%	Err.%	Totale	Pos%	Err.%
n.18 18 MIHAILOV	6	33%	17%	9	44%	11%	5	40%	40%	.	---	---	6	50%	17%	7	28%	14%	11	54%	9%	2	.	50%	3	33%	.	2	50%	.
n.1 1 ANGELOVSKI	.	---	---	.	---	---	.	---	---	.	---	---	.	---	---	.	---	---	1	100%	.	.	---	---	1	.	.	.	---	---
n.5 5 MILEV	3	33%	67%	6	50%	17%	7	28%	43%	1	.	100%	3	33%	33%	1	.	.	6	66%	17%	2	50%	50%	12	75%	.	3	67%	33%
n.8 8 LJAFTOV	6	.	50%	10	40%	.	3	66%	.	2	.	.	3	33%	.	2	50%	.	2	.	50%	7	57%	.	26	73%	4%	2	.	50%
n.12 12 NIKOLOVSKI	.	---	---	.	---	---	.	---	---	.	---	---	.	---	---	.	---	---	.	---	---	.	---	---	.	---	---	.	---	---
n.14 14 ANDONOV	.	---	---	1	100%	.	.	---	---	.	---	---	.	---	---	.	---	---	.	---	---	.	---	---	1	.	100%	.	---	---
n.19 19 ILIEV	.	---	---	.	---	---	.	---	---	.	---	---	.	---	---	.	---	---	.	---	---	.	---	---	.	---	---	.	---	---
n.0 0???	.	---	---	.	---	---	.	---	---	.	---	---	.	---	---	.	---	---	.	---	---	.	---	---	.	---	---	.	---	---

Total Worksheet - 03 - Attacco prima palla

(2) MNE16, MNE16

ATTACCO PRIMA PALLA																																					
Nome	Tot.	Tot.%	Eff.%	(+)	(+)%	(#)	(#)%	(#)/S	pos.%	(/)	(/)%	(=)	(=)%	Err.%	Err./S	Quick					Alta					Pipe/Schema					Primo tempo						
																Tot.	#	+	/	=	Tot.	#	+	/	=	Tot.	#	+	/	=	Tot.	#	+	/	=		
Quick	63	47%	8%	12	19%	24	38%	2.7	57%	12	19%	7	11%	30%	2.1																						
Alta	24	18%	33%	4	17%	10	42%	1.1	58%	1	4%	1	4%	8%	0.2																						
Pipe/Schema	8	6%	38%	0	0%	5	62%	0.6	62%	1	12%	1	12%	25%	0.2																						
Primo tempo	38	28%	45%	4	11%	23	61%	2.6	71%	3	8%	3	8%	16%	0.7																						
<b>Totale</b>	<b>134</b>	<b>X</b>	<b>17%</b>	<b>21</b>	<b>16%</b>	<b>62</b>	<b>46%</b>	<b>6.9</b>	<b>---</b>	<b>17</b>	<b>13%</b>	<b>12</b>	<b>9%</b>	<b>22%</b>	<b>3.2</b>																						
n.5 5 MILEV	26	19%	12%	4	15%	9	35%	1.0	50%	5	19%	1	4%	23%	2.6	18	8	2	4	0	6	0	2	1	1	2	1	0	0	0	0	0	0	0	0	0	0
n.8 8 LJAFTOV	31	23%	16%	7	23%	12	39%	1.3	62%	4	13%	3	10%	23%	2.6	19	6	6	3	2	6	2	1	0	0	6	4	0	1	1	0	0	0	0	0	0	
n.1 12 NIKOLOVSKI	0	0%	0%	0	---	0	---	0.0	---	0	---	0	---	---	---	0	0	0	0	0	0	0	0	0	0	0	0	0	0	0	0	0	0	0	0	0	
n.1 14 ANDONOV	0	0%	0%	0	---	0	---	0.0	---	0	---	0	---	---	---	0	0	0	0	0	0	0	0	0	0	0	0	0	0	0	0	0	0	0	0	0	
n.1 19 ILIEV	0	0%	0%	0	---	0	---	---	---	0	---	0	---	---	---	0	0	0	0	0	0	0	0	0	0	0	0	0	0	0	0	0	0	0	0	0	
n.4 4 GJORGJIEV	35	26%	23%	5	14%	17	49%	1.9	63%	4	11%	5	14%	25%	2.8	25	10	4	4	5	10	7	1	0	0	0	0	0	0	0	0	0	0	0	0	0	
n.1 13 SIMOVSKI	3	2%	0%	0	0%	1	33%	0.3	33%	1	33%	0	0%	33%	8.3	1	0	0	1	0	2	1	0	0	0	0	0	0	0	0	0	0	0	0	0	0	
n.3 3 JOSIFOV	18	13%	39%	4	22%	10	56%	1.1	78%	2	11%	1	6%	17%	1.9	0	0	0	0	0	0	0	0	0	0	0	0	0	0	0	0	0	17	10	3	2	1
n.7 7 NAKOV	1	1%	0%	1	100%	0	0%	0.0	100%	0	0%	0	0%	0%	0.0	0	0	0	0	0	0	0	0	0	0	0	0	0	0	0	0	0	1	0	1	0	0
n.1 10 KLOPCHESKI	20	15%	50%	0	0%	13	65%	1.4	65%	1	5%	2	10%	15%	1.7	0	0	0	0	0	0	0	0	0	0	0	0	0	0	0	0	20	13	0	1	2	

ATTACCO PRIMA PALLA																																			
Nome	Tot.	Tot.%	Ricezione (#) e (+)					Ricezione (#)					Ricezione (+)					Ricezione (!)					Ricezione (-)												
			(#)	(#)%	(/)%	(=)%	Err.%	Tot.	Tot.%	(#)	(#)%	(/)%	(=)%	Err.%	Tot.	Tot.%	(#)	(#)%	(/)%	(=)%	Err.%	Tot.	Tot.%	(#)	(#)%	(/)%	(=)%	Err.%	Tot.	Tot.%	(#)	(#)%	(/)%	(=)%	Err.%
Former Y.r.	77	100%	42	55%	13%	12%	25%	30	100%	15	50%	20%	7%	27%	47	100%	---	57%	9%	15%	24%	34	100%	13	38%	15%	6%	21%	26	100%	9	35%	12%	4%	16%
<b>Opposti</b>																																			
n.4 4 GJORGJIEV	12	16%	5	42%	17%	33%	50%	4	13%	1	25%	25%	25%	50%	8	17%	---	50%	12%	38%	50%	16	47%	8	50%	12%	6%	18%	7	27%	4	57%	0%	0%	0%
n.1 13 SIMOVSKI	0	0%	0	---	---	---	---	0	0%	0	---	---	---	---	0	0%	---	---	---	---	---	0	0%	0	---	---	---	---	3	12%	1	33%	33%	0%	33%
<b>Martelli</b>																																			
n.5 5 MILEV	15	19%	8	53%	13%	0%	13%	7	23%	2	29%	0%	0%	0%	8	17%	---	75%	25%	0%	25%	6	18%	1	17%	33%	0%	33%	5	19%	0	0%	20%	20%	40%
n.8 8 LJAFTOV	21	27%	10	48%	14%	14%	28%	5	17%	2	40%	40%	20%	60%	16	34%	---	50%	6%	12%	18%	4	12%	0	0%	25%	0%	25%	6	23%	2	33%	0%	0%	0%
n.1 14 ANDONOV	0	0%	0	---	---	---	---	0	0%	0	---	---	---	---	0	0%	---	---	---	---	---	0	0%	0	---	---	---	---	0	0%	0	---	---	---	---
n.1 19 ILIEV	0	0%	0	---	---	---	---	0	0%	0	---	---	---	---	0	0%	---	---	---	---	---	0	0%	0	---	---	---	---	0	0%	0	---	---	---	---
<b>Centrali</b>																																			
n.3 3 JOSIFOV	13	17%	8	62%	15%	8%	23%	7	23%	5	71%	29%	0%	29%	6	13%	---	50%	0%	17%	17%	3	9%	1	33%	0%	0%	0%	2	8%	1	50%	0%	0%	0%
n.7 7 NAKOV	0	0%	0	---	---	---	---	0	0%	0	---	---	---	---	0	0%	---	---	---	---	---	0	0%	0	---	---	---	---	1	4%	0	0%	0%	0%	0%
n.1 10 KLOPCHESKI	16	21%	11	69%	6%	6%	12%	7	23%	5	71%	14%	0%	14%	9	19%	---	67%	0%	11%	11%	4	12%	2	50%	0%	25%	25%	0	0%	0	---	---	---	---
n.0 0???	0	0%	0	---	---	---	---	0	0%	0	---	---	---	---	0	0%	---	---	---	---	---	0	0%	0	---	---	---	---	0	0%	0	---	---	---	---
<b>Alzatori</b>																																			

# Total Worksheet - 03 - Attacco prima palla

n.6 6 DESPOTOVSKI



Total Worksheet - 04 - Tipo di attacco

(2) MNE16, MNE16

		UNO classica						C						DOPPIA C						SETTE classica						DUE											
Nome		Tot.	(#)	(#)%	(/)%	(=)%	Eff.	Tot.	(#)	(#)%	(/)%	(=)%	Eff.	Tot.	(#)	(#)%	(/)%	(=)%	Eff.	Tot.	(#)	(#)%	(/)%	(=)%	Eff.	Tot.	(#)	(#)%	(/)%	(=)%	Eff.						
n.\$	Former Y.r.	14	8	57%	21%	14%	22%	8	4	50%	25%	0%	25%	1	0	0%	0%	0%	0%	4	2	50%	0%	25%	25%							0	0	---	---	---	---
n.03	3 JOSIFOV	7	4	57%	14%	14%	29%	3	2	67%	33%	0%	34%	0	0	---	---	---	---	2	1	50%	0%	0%	50%							0	0	---	---	---	---
n.7	7 NAKOV	0	0	---	---	---	---	0	0	---	---	---	---	0	0	---	---	---	---	0	0	0	---	---	---							0	0	---	---	---	---
n.10	10 KLOPCHESKI	7	4	57%	29%	14%	---	5	2	40%	20%	0%	---	1	0	0%	0%	0%	---	2	1	---	0%	50%	---							0	0	---	---	---	---
n.0	0???	0	0	---	---	---	---	0	0	---	---	---	---	0	0	---	---	---	---	0	0	0	---	---	---							0	0	---	---	---	---
Nome		UNO centro rete						SETTE centro rete						DUE centro rete																							
n.\$	Former Y.r.	11	9	82%	0%	0%	82%							0	0	---	---	---	---							0	0	---	---	---	---						
n.3	3 JOSIFOV	5	3	60%	0%	0%	60%							0	0	0	---	---	---							0	0	---	---	---	---						
n.7	7 NAKOV	0	0	---	---	---	---							0	0	0	---	---	---							0	0	---	---	---	---						
n.10	10 KLOPCHESKI	6	6	100	0%	0%	100							0	0	0	---	---	---							0	0	---	---	---	---						
n.0	0???	0	0	---	---	---	---							0	0	0	---	---	---							0	0	---	---	---	---						
Nome		VICINO verso 4						LONTANO verso 4						DUE verso 4						VICINO verso 2						LONTANO verso 2						DUE verso 2					
n.\$	Former Y.r.	3	1	33%	0%	0%	33%	0	0	---	---	---	---	0	0	---	---	---	---	1	0	0%	0%	0%	0%	2	2	100	0%	0%	100	0	0	---	---	---	---
n.3	3 JOSIFOV	1	0	0%	0%	0%	0%	0	0	---	---	---	---	0	0	---	---	---	---	0	0	0	---	---	---	2	2	100	0%	0%	100	0	0	---	---	---	---
n.7	7 NAKOV	0	0	---	---	---	---	0	0	---	---	---	---	0	0	---	---	---	---	1	0	0%	0%	0%	0%	0	0	---	---	---	---	0	0	---	---	---	---
n.10	10 KLOPCHESKI	2	1	50%	0%	0%	50%	0	0	---	---	---	---	0	0	---	---	---	---	0	0	0	---	---	---	0	0	---	---	---	---	0	0	---	---	---	---
n.0	0???	0	0	---	---	---	---	0	0	---	---	---	---	0	0	---	---	---	---	0	0	0	---	---	---	0	0	---	---	---	---	0	0	---	---	---	---
Nome		QUICK da 4						QUICK da 2						QUICK da 1						PIPE/SCHEMI						PALLA ALTA											
n.\$	Former Y.r.	52	23	44%	13%	8%	23%	24	9	38%	21%	8%	9%	13	7	54%	15%	15%	24%	9	5	56%	11%	22%	23%	72	25	35%	7%	10%	18%						
n.4	4 GJORGJIEV	7	5	71%	0%	14%	57%	20	8	40%	20%	10%	10%	12	7	58%	8%	17%	33%	0	0	---	---	---	---	46	18	39%	4%	11%	24%						
n.13	13 SIMOVSKI	0	0	---	---	---	---	2	1	50%	0%	0%	50%	1	0	0%	100	0%	-100	0	0	---	---	---	---	3	1	33%	0%	33%	0%						
n.5	5 MILEV	20	9	45%	15%	5%	25%	2	0	0%	50%	0%	-50%	0	0	---	---	---	---	2	1	50%	0%	0%	50%	10	3	30%	10%	10%	10%						
n.8	8 LJAFTOV	25	9	36%	16%	8%	12%	0	0	---	---	---	---	0	0	---	---	---	---	7	4	57%	14%	29%	14%	13	3	23%	15%	0%	8%						
n.12	12 NIKOLOVSKI	0	0	---	---	---	---	0	0	---	---	---	---	0	0	---	---	---	---	0	0	---	---	---	---	0	0	---	---	---	---						
n.14	14 ANDONOV	0	0	---	---	---	---	0	0	---	---	---	---	0	0	---	---	---	---	0	0	---	---	---	---	0	0	---	---	---	---						
n.19	19 ILIEV	0	0	---	---	---	---	0	0	---	---	---	---	0	0	---	---	---	---	0	0	---	---	---	---	0	0	---	---	---	---						

Total Worksheet - 05 - Tipo di attacco quick

(2) MNE16, MNE16

QUICK Z4		R BUONA CENTRO RETE					R BRUTTA CENTRO RETE					LUX					LATO LUNGO					ANGOLO OPPOSTO					DA DIETRO									
Nome	Tot.	(#)	(#)%	(/)%	(=)%	Eff.	Tot.	(#)	(#)%	(/)%	(=)%	Eff.	Tot.	(#)	(#)%	(/)%	(=)%	Eff.	Tot.	(#)	(#)%	(/)%	(=)%	Eff.	Tot.	(#)	(#)%	(/)%	(=)%	Eff.	Tot.	(#)	(#)%	(/)%	(=)%	Eff.
n.\$ Former Y.r.	18	7	39%	22%	6%	11%	5	1	20%	20%	0%	0%	2	1	50%	0%	0%	50%	20	12	60%	5%	15%	40%	4	2	50%	0%	0%	50%	3	0	0%	33%	0%	-30%
n.04 4 GJORGJEV	1	1	100%	0%	0%	100%	0	0	(---)	(---)	(---)	(---)	0	0	(---)	(---)	(---)	(---)	4	3	75%	0%	0%	75%	2	1	50%	0%	0%	50%	0	0	(---)	(---)	(---)	(---)
n.13 13 SIMOVSKI	0	0	(---)	(---)	(---)	(---)	0	0	(---)	(---)	(---)	(---)	0	0	(---)	(---)	(---)	(---)	0	0	(---)	(---)	(---)	(---)	0	0	(---)	(---)	(---)	(---)	0	0	(---)	(---)	(---)	(---)
n.5 5 MILEV	8	3	38%	25%	25%	-0.12	1	0	0%	0%	0%	0%	0	0	(---)	(---)	(---)	(---)	7	5	71%	0%	0%	71%	2	1	50%	0%	0%	50%	2	0	0%	50%	50%	-98%
n.8 8 LJAFTOV	9	3	33%	22%	22%	-0.11	4	1	25%	25%	25%	-25%	2	1	50%	0%	0%	50%	9	4	44%	11%	11%	22%	0	0	(---)	(---)	(---)	(---)	1	0	0%	0%	0%	1%
n.12 12 NIKOLOVSKI	0	0	(---)	(---)	(---)	(---)	0	0	(---)	(---)	(---)	(---)	0	0	(---)	(---)	(---)	(---)	0	0	(---)	(---)	(---)	(---)	0	0	(---)	(---)	(---)	(---)	0	0	(---)	(---)	(---)	(---)
n.19 19 ILIEV	0	0	(---)	(---)	(---)	(---)	0	0	(---)	(---)	(---)	(---)	0	0	(---)	(---)	(---)	(---)	0	0	(---)	(---)	(---)	(---)	0	0	(---)	(---)	(---)	(---)	0	0	(---)	(---)	(---)	(---)
0000	0	0	(---)	(---)	(---)	(---)	0	0	(---)	(---)	(---)	(---)	0	0	(---)	(---)	(---)	(---)	0	0	(---)	(---)	(---)	(---)	0	0	(---)	(---)	(---)	(---)	0	0	(---)	(---)	(---)	(---)
QUICK Z2		R BUONA CENTRO RETE					R BRUTTA CENTRO RETE					LUX					LATO LUNGO					ANGOLO OPPOSTO					DA DIETRO									
Nome	Tot.	(#)	(#)%	(/)%	(=)%	Eff.	Tot.	(#)	(#)%	(/)%	(=)%	Eff.	Tot.	(#)	(#)%	(/)%	(=)%	Eff.	Tot.	(#)	(#)%	(/)%	(=)%	Eff.	Tot.	(#)	(#)%	(/)%	(=)%	Eff.	Tot.	(#)	(#)%	(/)%	(=)%	Eff.
n.\$ Former Y.r.	2	1	50%	0%	0%	50%	0	0	(---)	(---)	(---)	(---)	2	1	50%	0%	0%	50%	4	3	75%	0%	25%	50%	3	1	33%	33%	0%	0%	0	0	(---)	(---)	(---)	(---)
n.4 4 GJORGJEV	1	1	100%	0%	0%	100%	0	0	(---)	(---)	(---)	(---)	0	0	(---)	(---)	(---)	(---)	4	3	75%	0%	0%	75%	2	1	50%	0%	0%	50%	0	0	(---)	(---)	(---)	(---)
n.13 13 SIMOVSKI	1	0	0%	0%	0%	0	0	0	(---)	(---)	(---)	(---)	1	1	100%	0%	0%	100%	0	0	(---)	(---)	(---)	(---)	0	0	(---)	(---)	(---)	(---)	0	0	(---)	(---)	(---)	(---)
n.5 5 MILEV	0	0	(---)	(---)	(---)	(---)	0	0	(---)	(---)	(---)	(---)	1	0	0%	0%	0%	0%	0	0	(---)	(---)	(---)	(---)	1	0	0%	100%	100%	-200	0	0	(---)	(---)	(---)	(---)
n.8 8 LJAFTOV	0	0	(---)	(---)	(---)	(---)	0	0	(---)	(---)	(---)	(---)	0	0	(---)	(---)	(---)	(---)	0	0	(---)	(---)	(---)	(---)	0	0	(---)	(---)	(---)	(---)	0	0	(---)	(---)	(---)	(---)
n.12 12 NIKOLOVSKI	0	0	(---)	(---)	(---)	(---)	0	0	(---)	(---)	(---)	(---)	0	0	(---)	(---)	(---)	(---)	0	0	(---)	(---)	(---)	(---)	0	0	(---)	(---)	(---)	(---)	0	0	(---)	(---)	(---)	(---)
n.19 19 ILIEV	0	0	(---)	(---)	(---)	(---)	0	0	(---)	(---)	(---)	(---)	0	0	(---)	(---)	(---)	(---)	0	0	(---)	(---)	(---)	(---)	0	0	(---)	(---)	(---)	(---)	0	0	(---)	(---)	(---)	(---)
0000	0	0	(---)	(---)	(---)	(---)	0	0	(---)	(---)	(---)	(---)	0	0	(---)	(---)	(---)	(---)	0	0	(---)	(---)	(---)	(---)	0	0	(---)	(---)	(---)	(---)	0	0	(---)	(---)	(---)	(---)
QUICK Z1		R BUONA CENTRO RETE					R BRUTTA CENTRO RETE					LUX					LATO LUNGO					ANGOLO OPPOSTO					DA DIETRO									
Nome	Tot.	(#)	(#)%	(/)%	(=)%	Eff.	Tot.	(#)	(#)%	(/)%	(=)%	Eff.	Tot.	(#)	(#)%	(/)%	(=)%	Eff.	Tot.	(#)	(#)%	(/)%	(=)%	Eff.	Tot.	(#)	(#)%	(/)%	(=)%	Eff.	Tot.	(#)	(#)%	(/)%	(=)%	Eff.
n.\$ Former Y.r.	3	1	33%	0%	33%	0%	2	1	50%	50%	0%	0%	4	3	75%	0%	0%	75%	0	0	(---)	(---)	(---)	(---)	0	0	(---)	(---)	(---)	(---)	3	2	67%	0%	33%	-30%
n.4 4 GJORGJEV	3	1	33%	0%	0%	33%	2	1	50%	50%	50%	-50%	4	3	75%	0%	0%	75%	0	0	(---)	(---)	(---)	(---)	0	0	(---)	(---)	(---)	(---)	3	2	67%	0%	0%	3%
n.13 13 SIMOVSKI	0	0	(---)	(---)	(---)	(---)	0	0	(---)	(---)	(---)	(---)	0	0	(---)	(---)	(---)	(---)	0	0	(---)	(---)	(---)	(---)	0	0	(---)	(---)	(---)	(---)	0	0	(---)	(---)	(---)	(---)
n.5 5 MILEV	0	0	(---)	(---)	(---)	(---)	0	0	(---)	(---)	(---)	(---)	0	0	(---)	(---)	(---)	(---)	0	0	(---)	(---)	(---)	(---)	0	0	(---)	(---)	(---)	(---)	0	0	(---)	(---)	(---)	(---)
n.8 8 LJAFTOV	0	0	(---)	(---)	(---)	(---)	0	0	(---)	(---)	(---)	(---)	0	0	(---)	(---)	(---)	(---)	0	0	(---)	(---)	(---)	(---)	0	0	(---)	(---)	(---)	(---)	0	0	(---)	(---)	(---)	(---)
n.12 12 NIKOLOVSKI	0	0	(---)	(---)	(---)	(---)	0	0	(---)	(---)	(---)	(---)	0	0	(---)	(---)	(---)	(---)	0	0	(---)	(---)	(---)	(---)	0	0	(---)	(---)	(---)	(---)	0	0	(---)	(---)	(---)	(---)
n.19 19 ILIEV	0	0	(---)	(---)	(---)	(---)	0	0	(---)	(---)	(---)	(---)	0	0	(---)	(---)	(---)	(---)	0	0	(---)	(---)	(---)	(---)	0	0	(---)	(---)	(---)	(---)	0	0	(---)	(---)	(---)	(---)
0000	0	0	(---)	(---)	(---)	(---)	0	0	(---)	(---)	(---)	(---)	0	0	(---)	(---)	(---)	(---)	0	0	(---)	(---)	(---)	(---)	0	0	(---)	(---)	(---)	(---)	0	0	(---)	(---)	(---)	(---)





### Total Worksheet - 06 - Utilizzo attaccanti in CP per punteggio

n.19	19 ILIEV	0	---	---	---	---	0	---	---	---	---	0	---	---	---	---	0	---	---	---	---	0	---	---	---	---
n.4	4 GJORGJIEV	0	---	---	---	---	0	---	---	---	---	0	---	---	---	---	0	---	---	---	---	0	---	---	---	---
n.13	13 SIMOVSKI	0	---	---	---	---	0	---	---	---	---	0	---	---	---	---	0	---	---	---	---	0	---	---	---	---
n.3	3 JOSIFOV	0	---	---	---	---	0	---	---	---	---	0	---	---	---	---	0	---	---	---	---	0	---	---	---	---
n.7	7 NAKOV	0	---	---	---	---	0	---	---	---	---	0	---	---	---	---	0	---	---	---	---	0	---	---	---	---
n.10	10 KLOPCHESKI	0	---	---	---	---	0	---	---	---	---	0	---	---	---	---	0	---	---	---	---	0	---	---	---	---
n.2	2 GJORGIEV	0	---	---	---	---	0	---	---	---	---	0	---	---	---	---	0	---	---	---	---	0	---	---	---	---
n.6	6 DESPOTOVSKI	0	---	---	---	---	0	---	---	---	---	0	---	---	---	---	0	---	---	---	---	0	---	---	---	---

#### RICEZIONE -

Nome	Att.	Distr.	Diff.	Di (%)	Err.-%	Att.	Distr.	Diff.	Di (%)	Err.-%	Att.	Distr.	Diff.	Di (%)	Err.-%	Att.	Distr.	Diff.	Di (%)	Err.-%	Att.	Distr.	Diff.	Di (%)	Err.-%	
Former Y.r.	0	---	---	---	---	0	---	---	---	---	0	---	---	---	---	0	---	---	---	---	---	0	---	---	---	---
n.05	5 MILEV	0	0%	-19%	---	0	---	---	---	---	0	---	---	---	---	0	---	---	---	---	---	0	---	---	---	---
n.8	8 LJAFTOV	0	---	---	---	0	---	---	---	---	0	---	---	---	---	0	---	---	---	---	---	0	---	---	---	---
n.12	12 NIKOLOVSKI	0	---	---	---	0	---	---	---	---	0	---	---	---	---	0	---	---	---	---	---	0	---	---	---	---
n.14	14 ANDONOV	0	---	---	---	0	---	---	---	---	0	---	---	---	---	0	---	---	---	---	---	0	---	---	---	---
n.19	19 ILIEV	0	---	---	---	0	---	---	---	---	0	---	---	---	---	0	---	---	---	---	---	0	---	---	---	---
n.4	4 GJORGJIEV	0	---	---	---	0	---	---	---	---	0	---	---	---	---	0	---	---	---	---	---	0	---	---	---	---
n.13	13 SIMOVSKI	0	---	---	---	0	---	---	---	---	0	---	---	---	---	0	---	---	---	---	---	0	---	---	---	---
n.3	3 JOSIFOV	0	---	---	---	0	---	---	---	---	0	---	---	---	---	0	---	---	---	---	---	0	---	---	---	---
n.7	7 NAKOV	0	---	---	---	0	---	---	---	---	0	---	---	---	---	0	---	---	---	---	---	0	---	---	---	---
n.10	10 KLOPCHESKI	0	---	---	---	0	---	---	---	---	0	---	---	---	---	0	---	---	---	---	---	0	---	---	---	---
n.2	2 GJORGIEV	0	---	---	---	0	---	---	---	---	0	---	---	---	---	0	---	---	---	---	---	0	---	---	---	---
n.6	6 DESPOTOVSKI	0	---	---	---	0	---	---	---	---	0	---	---	---	---	0	---	---	---	---	---	0	---	---	---	---

Total Worksheet - 08 - Muro per tipo di attacco e base

(2) MNE16, MNE16

MURO per tipo di attacco							
Tipo di attacco	Att.	Muri	(#)	(+)	(!)	(-)	(=)
<b>Alta</b>	60	18	7%	2%	2%	0%	20%
<b>Pipe/Schema</b>	11	1	0%	0%	0%	0%	9%
<b>Primo tempo</b>	35	8	3%	6%	3%	0%	11%
<b>Quick</b>	87	32	6%	9%	9%	0%	11%
<b>Altro</b>	14	4	7%	0%	14%	0%	7%
<b>Totale</b>	207	70	6%	5%	6%	0%	15%

Base	Tutte le uscite							FRONT							CENTER							BACK												
	Att.	Muri	(#)	(+)	(!)	(-)	(=)	Att.	Muri	(#)	(+)	(!)	(-)	(=)	Att.	Muri	(#)	(+)	(!)	(-)	(=)	Att.	Muri	(#)	(+)	(!)	(-)	(=)						
<b>K1 KH</b>	24	8	4%	4%	8%	0%	17%	7	1	0%	14%	0%	0%	0%	4	0	0%	0%	0%	0%	0%	10	6	10%	0%	20%	0%	30%	3	1	0%	0%	0%	0%
<b>K2 KW</b>	8	4	12%	25%	0%	0%	12%	3	2	0%	33%	0%	0%	33%	4	2	25%	25%	0%	0%	0%	0	0	---	---	---	---	---	1	0	0%	0%	0%	0%
<b>K7 KX</b>	41	14	2%	10%	15%	0%	7%	10	5	10%	20%	10%	0%	10%	8	0	0%	0%	0%	0%	0%	19	9	0%	11%	26%	0%	11%	2	0	0%	0%	0%	0%
<b>Tot.</b>	73	26	4%	10%	11%	0%	11%	20	8	5%	20%	5%	0%	10%	16	2	6%	6%	0%	0%	0%	29	15	3%	7%	24%	0%	17%	6	1	0%	0%	0%	0%

DETTAGLIO MURO su palla QUICK							
	Att.	Muri	(#)	(+)	(!)	(-)	(=)
<b>---- X5</b>	44	19	7%	11%	5%	0%	16%
<b>---- X6</b>	30	14	13%	10%	13%	0%	10%
<b>---- X8</b>	13	5	0%	0%	15%	0%	23%
<b>Totale</b>	87	32	6%	9%	9%	0%	11%

Base	Tutte le uscite							FRONT							CENTER							BACK											
	Att.	Muri	(#)	(+)	(!)	(-)	(=)	Att.	Muri	(#)	(+)	(!)	(-)	(=)	Att.	Muri	(#)	(+)	(!)	(-)	(=)	Att.	Muri	(#)	(+)	(!)	(-)	(=)					
<b>KM</b>	1	0	0%	0%	0%	0%	0%	1	0	0%	0%	0%	0%	0%	0	0	---	---	---	---	---	0	0	---	---	---	---	0	0	---	---	---	---
<b>KC</b>	5	1	0%	0%	0%	0%	20%	3	0	0%	0%	0%	0%	0%	1	1	0%	0%	0%	0%	100	1	0	0%	0%	0%	0%	0	0	---	---	---	---
<b>KA</b>	0	0	---	---	---	---	---	0	0	---	---	---	---	---	0	0	---	---	---	---	---	0	0	---	---	---	---	0	0	---	---	---	---
<b>Tot.</b>	6	1	0%	0%	0%	0%	17%	4	0	0%	0%	0%	0%	0%	1	1	0%	0%	0%	100	1	0	0%	0%	0%	0%	0	0	---	---	---	---	

MURO per qualità della ricezione							
Ricezione	Att.	Muri	(#)	(+)	(!)	(-)	(=)
<b>Rice #</b>	26	9	8%	12%	12%	0%	4%
<b>Rice +</b>	41	11	7%	10%	5%	0%	5%
<b>Rice !</b>	30	13	3%	3%	13%	0%	23%
<b>Rice -</b>	30	9	3%	3%	3%	0%	20%
<b>Totale</b>	128	42	5%	7%	8%	0%	12%

Base	Tutte le uscite							FRONT							CENTER							BACK												
	Att.	Muri	(#)	(+)	(!)	(-)	(=)	Att.	Muri	(#)	(+)	(!)	(-)	(=)	Att.	Muri	(#)	(+)	(!)	(-)	(=)	Att.	Muri	(#)	(+)	(!)	(-)	(=)						
<b>KP</b>	5	1	20%	0%	0%	0%	0%	1	0	0%	0%	0%	0%	0%	1	0	0%	0%	0%	0%	0%	3	1	33%	0%	0%	0%	0%	0	0	---	---	---	---
<b>KS</b>	2	1	0%	50%	0%	0%	0%	0	0	---	---	---	---	---	0	0	---	---	---	---	---	2	1	0%	50%	0%	0%	0%	0	0	---	---	---	---
<b>KQ</b>	2	1	50%	0%	0%	0%	0%	0	0	---	---	---	---	---	0	0	---	---	---	---	---	1	0	0%	0%	0%	0%	0	0	---	---	---	---	
<b>Tot.</b>	5	2	20%	20%	0%	0%	0%	0	0	---	---	---	---	---	1	0	0%	0%	0%	0%	0%	3	1	0%	33%	0%	0%	0%	0	0	---	---	---	---

DETTAGLIO MURO su ricezione -							
Ricezione	Att.	Muri	(#)	(+)	(!)	(-)	(=)
<b>---- Rice - (no alta)</b>	1	1	0%	0%	100%	0%	0%
<b>---- Rice - alta)</b>	29	8	3%	3%	0%	0%	21%
<b>Totale</b>	30	9	3%	3%	3%	0%	20%

Total Worksheet - 09 - Attacco totale e Contrattacco

(2) MNE16, MNE16

		ATTACCO TOTALE																																				
Nome	Tot.	Tot.%	Eff.%	(+)	(+)%	(#)	(#)%	(#)/S	pos.%	(/)	(/)%	(=)	(=)%	Err.%	Err./S	Quick					Alta					Pipe/Schema					Primo tempo							
																Tot.	#	+	/	=	Tot.	#	+	/	=	Tot.	#	+	/	=	Tot.	#	+	/	=			
	<b>Quick</b>	89	40%	19%	15	17%	39	44%	4.3	61%	14	16%	8	9%	25%	2.4																						
	<b>Alta</b>	72	33%	18%	13	18%	25	35%	2.8	53%	5	7%	7	10%	17%	1.3																						
	<b>Pipe/Schema</b>	9	4%	22%	0	0%	5	56%	0.6	56%	1	11%	2	22%	33%	0.3																						
	<b>Primo tempo</b>	44	20%	41%	5	11%	26	59%	2.9	70%	5	11%	3	7%	18%	0.9																						
	<b>Totale</b>	220	X	20%	35	16%	98	45%	10.9	---	25	11%	20	9%	20%	5.0																						
n.4	4 GJORGIJEV	85	39%	25%	12	14%	38	45%	4.2	59%	7	8%	10	12%	20%	2.2	39	20	5	5	5	46	18	7	2	5	0	0	0	0	0	0	0	0	0	0	0	0
n.1	13 SIMOVSKI	6	3%	0%	1	17%	2	33%	0.5	50%	1	17%	1	17%	34%	8.5	3	1	1	1	0	3	1	0	0	1	0	0	0	0	0	0	0	0	0	0	0	
n.5	5 MILEV	34	15%	18%	5	15%	13	38%	1.4	53%	5	15%	2	6%	21%	2.3	22	9	3	4	1	10	3	2	1	1	2	1	0	0	0	0	0	0	0	0	0	
n.8	8 LJAFTOV	47	21%	13%	11	23%	17	36%	1.9	59%	7	15%	4	9%	24%	2.7	25	9	6	4	2	13	3	4	2	0	7	4	0	1	2	0	0	0	0	0		
n.1	12 NIKOLOVSKI	0	0%	0%	0	((---	0	((---	0.0	---	0	((---	0	((---	((---	---	0	0	0	0	0	0	0	0	0	0	0	0	0	0	0	0	0	0	0	0	0	
n.1	14 ANDONOV	0	0%	0%	0	((---	0	((---	0.0	---	0	((---	0	((---	((---	---	0	0	0	0	0	0	0	0	0	0	0	0	0	0	0	0	0	0	0	0	0	
n.1	19 ILIEV	0	0%	0%	0	((---	0	((---	---	---	0	((---	0	((---	((---	---	0	0	0	0	0	0	0	0	0	0	0	0	0	0	0	0	0	0	0	0	0	
n.3	3 JOSIFOV	24	11%	46%	5	21%	14	58%	1.6	79%	2	8%	1	4%	12%	1.3	0	0	0	0	0	0	0	0	0	0	0	0	0	0	0	0	0	20	12	4	2	1
n.7	7 NAKOV	1	0%	0%	1	100%	0	0%	0.0	100%	0	0%	0	0%	0%	0.0	0	0	0	0	0	0	0	0	0	0	0	0	0	0	0	0	0	1	0	1	0	0
n.1	10 KLOPCHESKI	23	10%	39%	0	0%	14	61%	0.0	---	3	13%	2	9%	---	---	0	0	0	0	0	0	0	0	0	0	0	0	0	0	0	0	23	14	0	3	2	
n.4	4 GJORGIJEV	85	39%	25%	12	14%	38	45%	4.2	59%	7	8%	10	12%	20%	2.2	39	20	5	5	5	46	18	7	2	5	0	0	0	0	0	0	0	0	0	0	0	

		CONTRATTACCO																																				
Nome	Tot.	Tot.%	Eff.%	(+)	(+)%	(#)	(#)%	(#)/S	pos.%	(/)	(/)%	(=)	(=)%	Err.%	Err./S	Quick					Alta					Pipe/Schema					Primo tempo							
																Tot.	#	+	/	=	Tot.	#	+	/	=	Tot.	#	+	/	=	Tot.	#	+	/	=			
	<b>Quick</b>	40	29%	52%	4	10%	25	62%	2.8	72%	3	8%	1	2%	10%	0.4																						
	<b>Alta</b>	84	62%	11%	15	18%	26	31%	2.9	49%	6	7%	11	13%	20%	1.9																						
	<b>Pipe/Schema</b>	1	1%	-100	0	0%	0	0%	0.0	0%	0	0%	1	100%	100%	0.1																						
	<b>Primo tempo</b>	6	4%	17%	1	17%	3	50%	0.3	67%	2	33%	0	0%	33%	0.2																						
	<b>Totale</b>	136	X	25%	21	15%	57	42%	6.3	---	11	8%	13	10%	18%	2.7																						
n.4	4 GJORGIJEV	50	11%	26%	7	14%	21	42%	2.3	56%	3	6%	5	10%	16%	1.8	14	10	1	1	0	36	11	6	2	5	0	0	0	0	0	0	0	0	0	0		
n.1	13 SIMOVSKI	3	2%	0%	1	33%	1	33%	0.3	66%	0	0%	1	33%	33%	8.3	2	1	1	0	0	1	0	0	0	1	0	0	0	0	0	0	0	0	0	0		
n.5	5 MILEV	8	18%	38%	1	12%	4	50%	0.4	62%	0	0%	1	12%	12%	1.3	4	1	1	0	1	4	3	0	0	0	0	0	0	0	0	0	0	0	0	0	0	
n.8	8 LJAFTOV	16	13%	6%	4	25%	5	31%	0.6	56%	3	19%	1	6%	25%	2.8	6	3	0	1	0	7	1	3	2	0	1	0	0	0	1	0	0	0	0	0		
n.1	12 NIKOLOVSKI	0	0%	0%	0	((---	0	((---	0.0	---	0	((---	0	((---	((---	---	0	0	0	0	0	0	0	0	0	0	0	0	0	0	0	0	0	0	0	0	0	
n.1	14 ANDONOV	0	0%	0%	0	((---	0	((---	0.0	---	0	((---	0	((---	((---	---	0	0	0	0	0	0	0	0	0	0	0	0	0	0	0	0	0	0	0	0	0	
n.1	19 ILIEV	0	0%	0%	0	((---	0	((---	---	---	0	((---	0	((---	((---	---	0	0	0	0	0	0	0	0	0	0	0	0	0	0	0	0	0	0	0	0	0	
n.3	3 JOSIFOV	6	2%	67%	1	17%	4	67%	0.4	84%	0	0%	0	0%	9%	1.0	0	0	0	0	0	0	0	0	0	0	0	0	0	0	0	0	0	3	2	1	0	0
n.7	7 NAKOV	0	0%	0%	0	((---	0	((---	0.0	---	0	((---	0	((---	((---	---	0	0	0	0	0	0	0	0	0	0	0	0	0	0	0	0	0	0	0	0	0	0
n.1	10 KLOPCHESKI	3	3%	-33%	0	0%	1	33%	2.3	56%	2	67%	0	0%	---	---	0	0	0	0	0	0	0	0	0	0	0	0	0	0	0	0	3	1	0	2	0	
n.1	12 NIKOLOVSKI	0	0%	0%	0	((---	0	((---	2.3	56%	0	((---	0	((---	((---	---	0	0	0	0	0	0	0	0	0	0	0	0	0	0	0	0	0	0	0	0	0	

# Total Print Composition - \_P12 - 10 - Distribuzione 1

Total Zone Chart analysis

<b>S4</b>	<b>S3</b>	<b>S2</b>
<b>S5</b>	<b>S6</b>	<b>S1</b>


Total events    Total events %  
 Efficiency %    Events # in %

**DISTRIBUZIONE RICEZIONE #,+**

Total Zone Chart analysis

<b>S4</b>	<b>S3</b>	<b>S2</b>
<b>S5</b>	<b>S6</b>	<b>S1</b>


Total events    Total events %  
 Efficiency %    Events # in %

**DISTRIBUZIONE RICEZIONE #**

Total Zone Chart analysis

<b>S4</b>	<b>S3</b>	<b>S2</b>
<b>S5</b>	<b>S6</b>	<b>S1</b>


Total events    Total events %  
 Efficiency %    Events # in %

**DISTRIBUZIONE R +**

**Total Print Composition - \_P12 - 11 - Distribuzione 2**

*Total Zone Chart analysis*

<b>S4</b>	<b>S3</b>	<b>S2</b>
<b>S5</b>	<b>S6</b>	<b>S1</b>
Total events    Total events % Efficiency %    Events # in %		


Total events    Total events %  
 Efficiency %    Events # in %

**DISTRIBUZIONE RICEZIONE !**

*Total Zone Chart analysis*

<b>S4</b>	<b>S3</b>	<b>S2</b>
<b>S5</b>	<b>S6</b>	<b>S1</b>
Total events    Total events % Efficiency %    Events # in %		


Total events    Total events %  
 Efficiency %    Events # in %

**DISTRIBUZIONE RICEZIONE -**

### CHIAMATA 1 totale (K1 + KH)

**TOTALE**

**RICEZIONE #**

**RICEZIONE +**

**RICEZIONE # +**

**RICEZIONE !**

--

--

--

--

--

### CHIAMATA 2 totale (K2 + KW)

--

--

--

--

--

### CHIAMATA 7 totale (K7 + KX)

--

--

--

--

--

### CHIAMATA CC totale (KD + KJ)

--

--

--

--

--

### CHIAMATA 1 classica (K1)

**TOTALE**

**RICEZIONE #**

**RICEZIONE +**

**RICEZIONE # +**

**RICEZIONE !**

--

--

--

--

--

### CHIAMATA 2 classica (K2)

--

--

--

--

--

### CHIAMATA 7 classica (K7)

--

--

--

--

--

### CHIAMATA CC classica (KD)

--

--

--

--

--



### CHIAMATA 1 Centro rete (KH)

**TOTALE**

**RICEZIONE #**

**RICEZIONE +**

**RICEZIONE # +**

**RICEZIONE !**

--

--

--

--

--

### CHIAMATA 2 Centro rete (KW)

--

--

--

--

--

### CHIAMATA 7 Centro rete (KX)

--

--

--

--

--

--

--

--

--

--

# TOTALE

## VERSO Z2

**centrale vicino (KM)** RICEZIONE #

RICEZIONE +

RICEZIONE #,+

RICEZIONE !

## VERSO Z2

**centrale dietro (KA)**

## VERSO Z2

**centrale lontano (KC)**

## VERSO Z2

**TOTALE (KM KA KC)**

# TOTALE

## VERSO Z4

**centrale avanti (KP)** RICEZIONE #

RICEZIONE +

**RICEZIONE #,+**

**RICEZIONE !**

## VERSO Z4

**centrale dietro (KQ)**

## VERSO Z4

**centrale lontano (KS)**

## VERSO Z4

**TOTALE (KP KQ KS)**

### CHIAMATA 1 centro rete e verso 4 (KH + KP)

**TOTALE**

**RICEZIONE #**

**RICEZIONE +**

**RICEZIONE # +**

**RICEZIONE !**

--

--

--

--

--

### CHIAMATA 2 centro rete e verso 4 (KW + KQ)

--

--

--

--

--

### CHIAMATA 7 centro rete e verso 4 (KX + KS + KJ)

--

--

--

--

--

**Total Print Composition - 19 - Distribuzione chiamata 1, 7 e 2 classica su #+ per rotazione**

Total Zone Chart analysis

<b>S4</b>	<b>S3</b>	<b>S2</b>
<b>S5</b>	<b>S6</b>	<b>S1</b>

Total events Efficiency %	Total events % Events # in %
Ricezione Buona chiamata 1 classica (K1)	

Total Zone Chart analysis

<b>S4</b>	<b>S3</b>	<b>S2</b>
<b>S5</b>	<b>S6</b>	<b>S1</b>

Total events Efficiency %	Total events % Events # in %
Ricezione Buona chiamata 7 classica K7 + KD	

Total Zone Chart analysis

<b>S4</b>	<b>S3</b>	<b>S2</b>
<b>S5</b>	<b>S6</b>	<b>S1</b>

Total events Efficiency %	Total events % Events # in %
Ricezione Buona chiamata 2 classica (K2)	

Total events    Total events %  
Efficiency %    Events # in %

**Total Print Composition - 20 - Distribuzione chiamata 1, 7 e 2 centro rete su #+ per rotazione**

*Total Zone Chart analysis*

<b>S4</b>	<b>S3</b>	<b>S2</b>
<b>S5</b>	<b>S6</b>	<b>S1</b>

Total events Efficiency %	Total events % Events # in %
Ricezione Buona chiamata 1 centro rete (KH)	

*Total Zone Chart analysis*

<b>S4</b>	<b>S3</b>	<b>S2</b>
<b>S5</b>	<b>S6</b>	<b>S1</b>

Total events Efficiency %	Total events % Events # in %
Ricezione Buona chiamata 7 centro rete KX + KJ	

*Total Zone Chart analysis*

<b>S4</b>	<b>S3</b>	<b>S2</b>
<b>S5</b>	<b>S6</b>	<b>S1</b>

Total events Efficiency %	Total events % Events # in %
Ricezione Buona chiamata 2 centro rete (KW)	

Total events    Total events %  
 Efficiency %    Events # in %

**Total Print Composition - 21 - Distribuzione totale chiamata 1, 2 e 7 (classica + centro rete) su #+ per rotazione**

*Total Zone Chart analysis*

<b>S4</b>	<b>S3</b>	<b>S2</b>
<b>S5</b>	<b>S6</b>	<b>S1</b>

Total events	Total events %
Efficiency %	Events # in %
Ricezione Buona chiamata 1 totale (K1 + KH)	

*Total Zone Chart analysis*

<b>S4</b>	<b>S3</b>	<b>S2</b>
<b>S5</b>	<b>S6</b>	<b>S1</b>

Total events	Total events %
Efficiency %	Events # in %
Ricezione Buona chiamata 7 totale (K7 + KX) <span style="color: red;">no KD + KJ</span>	

*Total Zone Chart analysis*

<b>S4</b>	<b>S3</b>	<b>S2</b>
<b>S5</b>	<b>S6</b>	<b>S1</b>

Total events	Total events %
Efficiency %	Events # in %
Ricezione Buona chiamata 2 totale (K2 + KW)	

Total events    Total events %  
Efficiency %    Events # in %

Total Print Composition - 22 - Distribuzione verso 2 su #+ per rotazione

Total Zone Chart analysis

<b>S4</b>	<b>S3</b>	<b>S2</b>
<b>S5</b>	<b>S6</b>	<b>S1</b>


Total events    Total events %  
 Efficiency %    Events # in %

Ricezione Buona verso 2 centrale vicino (KM)

Total Zone Chart analysis

<b>S4</b>	<b>S3</b>	<b>S2</b>
<b>S5</b>	<b>S6</b>	<b>S1</b>


Total events    Total events %  
 Efficiency %    Events # in %

Ricezione Buona verso 2 centrale lontano (KC)

Total Zone Chart analysis

<b>S4</b>	<b>S3</b>	<b>S2</b>
<b>S5</b>	<b>S6</b>	<b>S1</b>


Total events    Total events %  
 Efficiency %    Events # in %

Ricezione Buona verso 2 centrale dietro (KA)

Total events    Total events %  
 Efficiency %    Events # in %



# Total Print Composition - 23 - Distribuzione verso 2 su ! per rotazione

Total Zone Chart analysis

S4	S3	S2
S5	S6	S1

Total events    Total events %  
 Efficiency %    Events # in %


Total events    Total events %  
 Efficiency %    Events # in %

**Ricezione Buona verso 2  
totale (KM + KC + KA)  
\*inclusa KA su rice !**



Total events    Total events %  
 Efficiency %    Events # in %

Total Zone Chart analysis

S4	S3	S2
S5	S6	S1

Total events    Total events %  
 Efficiency %    Events # in %


Total events    Total events %  
 Efficiency %    Events # in %

**Ricezione ! verso 2  
totale (KM + KC + KA)**

Total Print Composition - 24 - Distribuzione verso 4 su #+ per rotazione

Total Zone Chart analysis

<b>S4</b>	<b>S3</b>	<b>S2</b>
<b>S5</b>	<b>S6</b>	<b>S1</b>

Total events    Total events % Efficiency %    Events # in %
Ricezione Buona verso 4 centrale vicino (KP)

Total Zone Chart analysis

<b>S4</b>	<b>S3</b>	<b>S2</b>
<b>S5</b>	<b>S6</b>	<b>S1</b>

Total events    Total events % Efficiency %    Events # in %
Ricezione Buona verso 4 centrale lontano (KS)

Total Zone Chart analysis

<b>S4</b>	<b>S3</b>	<b>S2</b>
<b>S5</b>	<b>S6</b>	<b>S1</b>

Total events    Total events % Efficiency %    Events # in %
Ricezione Buona verso 4 centrale dietro (KQ)

Total events    Total events %  
 Efficiency %    Events # in %

# Total Print Composition - 25 - Distribuzione verso 4 su ! per rotazione

Total Zone Chart analysis

S4	S3	S2
S5	S6	S1

Total events    Total events %  
 Efficiency %    Events # in %


Total events    Total events %  
 Efficiency %    Events # in %

Ricezione Buona verso 4  
totale (KP + KQ + KS)  
**\*inclusa KS su rice !**


Total events    Total events %  
 Efficiency %    Events # in %

Total Zone Chart analysis

S4	S3	S2
S5	S6	S1

Total events    Total events %  
 Efficiency %    Events # in %


Total events    Total events %  
 Efficiency %    Events # in %

Ricezione ! verso 4  
totale (KP + KQ + KS)

**RICEZIONE TOTALE CHIAMATA 1 totale (K1 + KH)**

--

**RICEZIONE # CHIAMATA 1 totale (K1 + KH)**

--

**RICEZIONE + CHIAMATA 1 totale (K1 + KH)**

--

**RICEZIONE ! CHIAMATA 1 totale (K1 + KH)**

--


**RICEZIONE TOTALE CHIAMATA 1 classica (K1)**




**RICEZIONE # CHIAMATA 1 classica (K1)**




**RICEZIONE + CHIAMATA 1 classica (K1)**




**RICEZIONE ! CHIAMATA 1 classica (K1)**




**RICEZIONE TOTALE CHIAMATA 1 centro rete (KH)**




**RICEZIONE # CHIAMATA 1 centro rete (KH)**



**RICEZIONE + CHIAMATA 1 centro rete (KH)**



**RICEZIONE ! CHIAMATA 1 centro rete (KH)**



**RICEZIONE TOTALE CHIAMATA 2 totale (K2 + KW)**

--

**RICEZIONE # CHIAMATA 2 totale (K2 + KW)**

--

**RICEZIONE + CHIAMATA 2 totale (K2 + KW)**

--


**RICEZIONE ! CHIAMATA 2 totale (K2 + KW)**

--

**RICEZIONE TOTALE CHIAMATA 2 classica (K2)**




**RICEZIONE # CHIAMATA 2 classica (K2)**



**RICEZIONE + CHIAMATA 2 classica (K2)**



**RICEZIONE ! CHIAMATA 2 classica (K2)**





**RICEZIONE TOTALE CHIAMATA 2 centro rete (KW)**

--

**RICEZIONE # CHIAMATA 2 centro rete (KW)**

--

**RICEZIONE + CHIAMATA 2 centro rete (KW)**

--

**RICEZIONE ! CHIAMATA 2 centro rete (KW)**

--

**RICEZIONE TOTALE CHIAMATA 7 totale (K7 + KX + KD + KJ)**

--

**RICEZIONE # CHIAMATA 7 totale (K7 + KX + KD + KJ)**

--

**RICEZIONE + CHIAMATA 7 totale (K7 + KX + KD + KJ)**

--

**RICEZIONE ! CHIAMATA 7 totale (K7 + KX + KD + KJ)**

--

**Total Print Composition - 33 - Chiamata 7 classica su #, + e !**

**RICEZIONE TOTALE CHIAMATA 7 classica (K7 + KD)**

**RICEZIONE # CHIAMATA 7 classica (K7 + KD)**

**RICEZIONE + CHIAMATA 7 classica (K7 + KD)**

**RICEZIONE ! CHIAMATA 7 classica (K7 + KD)**

**RICEZIONE TOTALE CHIAMATA 7 centro rete (KX + KJ)**

--

**RICEZIONE # CHIAMATA 7 centro rete (KX + KJ)**

--

**RICEZIONE + CHIAMATA 7 centro rete (KX + KJ)**

--

--

**RICEZIONE TOTALE CHIAMATA KC**

--

**RICEZIONE # CHIAMATA KC**

--

**RICEZIONE + CHIAMATA KC**

--

**RICEZIONE ! CHIAMATA KC**

--

**RICEZIONE TOTALE CHIAMATA KM**

--

**RICEZIONE # CHIAMATA KM**

--

**RICEZIONE + CHIAMATA KM**

--

**RICEZIONE ! CHIAMATA KM**

--

**RICEZIONE TOTALE CHIAMATA KA**

--

**RICEZIONE # CHIAMATA KA**

--

**RICEZIONE + CHIAMATA KA**

--

**RICEZIONE ! CHIAMATA KA**

--

**RICEZIONE TOTALE CHIAMATA KP**

--

**RICEZIONE # CHIAMATA KP**

--

**RICEZIONE + CHIAMATA KP**

--

**RICEZIONE ! CHIAMATA KP**

--



**RICEZIONE TOTALE CHIAMATA KS**

--

**RICEZIONE # CHIAMATA KS**

--

**RICEZIONE + CHIAMATA KS**

--

**RICEZIONE ! CHIAMATA KS**

--

**RICEZIONE TOTALE CHIAMATA KQ**

--

**RICEZIONE # CHIAMATA KQ**

--

**RICEZIONE + CHIAMATA KQ**

--

**RICEZIONE ! CHIAMATA KQ**

--

DISTRIBUZIONE PER ZONE DI RICEZIONE

RICEZIONE BUONA DA ZONA 1

RICEZIONE BUONA DA ZONA 1			
ZONA 1		ZONA 2	
ZONA 3		ZONA 4	

Total events    Total events %  
Efficiency %    Events # in %

RICEZIONE BUONA DA ZONA 5

RICEZIONE BUONA DA ZONA 5			
ZONA 1		ZONA 2	
ZONA 3		ZONA 4	

Total events    Total events %  
Efficiency %    Events # in %

RICEZIONE BUONA DA ZONA 6-1

RICEZIONE BUONA DA ZONA 6-1			
ZONA 1		ZONA 2	
ZONA 3		ZONA 4	

Total events    Total events %  
Efficiency %    Events # in %

RICEZIONE BUONA DA ZONA 5-6

RICEZIONE BUONA DA ZONA 5-6			
ZONA 1		ZONA 2	
ZONA 3		ZONA 4	

Total events    Total events %  
Efficiency %    Events # in %

TOTALE DA ZONA 1

TOTALE DA ZONA 1			
ZONA 1		ZONA 2	
ZONA 3		ZONA 4	

Total events    Total events %  
Efficiency %    Events # in %

TOTALE DA ZONA 5

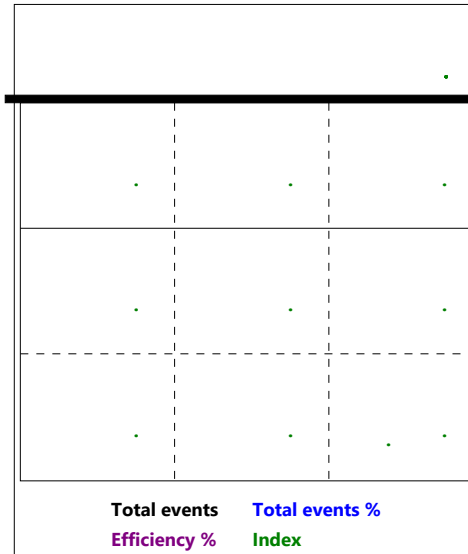
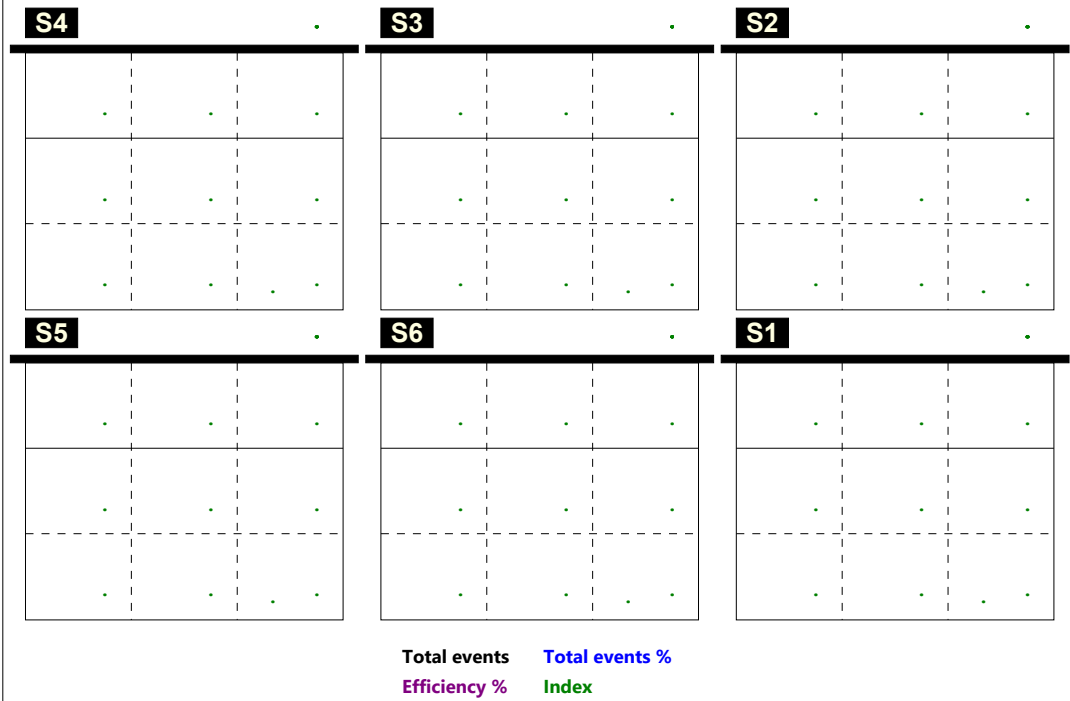
TOTALE DA ZONA 5			
ZONA 1		ZONA 2	
ZONA 3		ZONA 4	

Total events    Total events %  
Efficiency %    Events # in %

DISTRIBUZIONE PER ZONE DI RICEZIONE

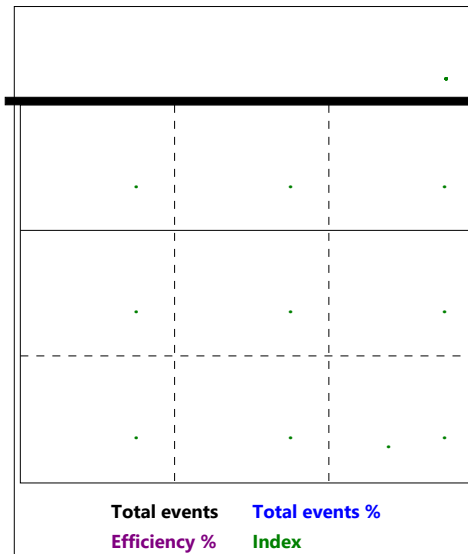
RICEZIONE ESCLAMATIVA IN ZONA 1

Total Zone Chart analysis




RICEZIONE ESCLAMATIVA IN ZONA 5

Total Zone Chart analysis




### DISTRIBUZIONE PER ZONE DI RICEZIONE


#### RICEZIONE BUONA DA ZONA 6




#### RICEZIONE CORTA TOTALE




#### RICEZIONE CORTA Z2



#### RICEZIONE CORTA Z3



#### RICEZIONE CORTA Z4



**Total Print Composition - 44 - Distribuzione su ricezione regolare per rotazione**

**Totale**

**Chiamata 1 (K1 + KH)**

**Chiamata 7 (K7 + KX)**

**Chiamata 2 (K2 + KW)**

Totale	Chiamata 1 (K1 + KH)	Chiamata 7 (K7 + KX)	Chiamata 2 (K2 + KW)

**Total Print Composition - 45 - Distribuzione su ricezione buona per basi**

**Totale**

**Chiamata 1 (K1 + KH)**

**Chiamata 7 (K7 + KX)**

**Chiamata 2 (K2 + KW)**





# Distribuzione per zone di alzata

(cambio palla)

Total Setter calls distribution

**Former Y.r. | 6 DESPOTOVSKI | Set |.**

Total Setter calls distribution

**Former Y.r. | 6 DESPOTOVSKI | Set |.**

Total Setter calls distribution

**Former Y.r. | 6 DESPOTOVSKI | Set |.**

Total Setter calls distribution

**Former Y.r. | 6 DESPOTOVSKI | Set |.**

Total Setter calls distribution

**Former Y.r. | 6 DESPOTOVSKI | Set |.**

Total Setter calls distribution

**Former Y.r. | 6 DESPOTOVSKI | Set |.**

\*solo zona centrale

Total Setter calls distribution

**Former Y.r. | 6 DESPOTOVSKI | Set |.**

Total Setter calls distribution

**Former Y.r. | 6 DESPOTOVSKI | Set |.**

Total Setter calls distribution

**Former Y.r. | 6 DESPOTOVSKI | Set |.**

\*solo zona centrale



## Total Print Composition - 47 - Distribuzione per ruolo del ricettore

Total Zone Chart analysis

<b>S4</b>	<b>S3</b>	<b>S2</b>
<b>S5</b>	<b>S6</b>	<b>S1</b>

Total events    Total events % Efficiency %    Events # in %		
<b>Ricezione buona del martello 1^ linea</b>		

Total Zone Chart analysis

<b>S4</b>	<b>S3</b>	<b>S2</b>
<b>S5</b>	<b>S6</b>	<b>S1</b>

Total events    Total events % Efficiency %    Events # in %		
<b>Ricezione buona del martello 2^ linea</b>		

Total Zone Chart analysis

<b>S4</b>	<b>S3</b>	<b>S2</b>
<b>S5</b>	<b>S6</b>	<b>S1</b>

Total events    Total events % Efficiency %    Events # in %		
<b>Ricezione buona del centrale</b>		

Total events    Total events %  
 Efficiency %    Events # in %



**Total Print Composition - 48 - Distribuzione in contrattacco**

**Chiamata 1 (K1 + KH)**


**Chiamata 7 (K7 + KX)**

**Chiamata 2 (K2 + KW)**


**Chiamata CC (KD + KJ)**



**Verso 2**



**Verso 4**



**Staccata**

