

Formazioni iniziali e rotazioni di partenza

Formazioni iniziali

Giocatore	Set gi	Titolar	Alzat	1° ma	2° ce	Oppo	2° ma	1° ce	Batt. M	Batt. Q	Rice	Att
Former Y.r.	23	138	23	23	23	23	23	23	308	203	425	611
18 MIHAILOV	23	22	22	.	64	8	130	59
1 ANGELOVSKI	23	0	0	121	0
8 LJAFTOV	23	22	.	22	1	86	140	103
12 NIKOLOVSKI	1	0	1	0	0
14 ANDONOV	1	0	0	1	0
19 ILIEV	10	17	1	0	2
4 GJORGIJEV	23	23	.	.	.	23	.	.	0	94	4	297
9 SIMOVSKI	2	0	2	0	4
3 JOSIFOV	23	23	23	69	1	1	73
7 NAKOV	1	0	0	3	3
10 KLOPCHESKI	23	22	.	.	22	.	.	.	57	0	1	53
13 SIMOVSKI	7	1	.	.	1	.	.	.	13	0	0	1
2 GJORGIEV	14	3	1	1	.	.	1	.	4	9	21	9
6 DESPOTOVSKI	22	22	22	83	1	3	7

Rotazioni di partenza

Totale	Tutti i set	1. set	2. set	3. set	4. set	5. set
	5 5 2	1 2 .	2 1 2	1 2 .	1
	5 8 21	1 4 4	. 2 5	1 2 6	1 . 4	2 . 2
In battuta	Tutti i set	1. set	2. set	3. set	4. set	5. set
	4 2 1	1 1 .	1 . 1	1 1 .	1
	1 5 10	. 2 2	. 2 2	. 1 3	. . 2	1 . 1
In ricezione	Tutti i set	1. set	2. set	3. set	4. set	5. set
	1 3 1	. 1 .	1 1 1	. 1
	4 3 11	1 2 2	. . 3	1 1 3	1 . 2	1 . 1

Total Worksheet - 07 - Battuta

(6) ALB, DEN16, DEN16, AUSTR, EST16, BUL

		BATTUTA TOTALE													
Nome	Totale	Ind.	(#)%	(/)%	(+)%	Pos%	Ace	Ace/	(!)%	(-)%	(=)%	(=)	Err./S	Err./A	
n.\$	Former Y.r.	437	35	6%	5%	14%	25%	27	1.2	20%	39%	16%	69	3.0	2.6
n.5	5 MILEV	.	0.0	---	---	---	---	.	---	---	---	.	---	---	---
n.8	8 LJAFTOV	87	35.0	6%	9%	9%	24%	5	0.2	16%	41%	18%	16	0.7	3.2
n.12	12 NIKOLOVSKI	1	0.0	0.0	.	.	100%	1	1.0	---	---
n.14	14 ANDONOV	.	0.0	---	---	---	---	0.0	---	---	---	.	0.0	---	---
n.19	19 ILIEV	18	40.0	11%	11%	11%	33%	2	0.2	6%	44%	17%	3	0.3	1.5
n.4	4 GJORGIEV	94	40.0	10%	7%	19%	36%	9	0.4	21%	24%	18%	17	0.7	1.9
n.13	13 SIMOVSKI	13	37.0	.	8%	15%	23%	.	0.0	23%	54%	.	.	0.0	---
n.3	3 JOSIFOV	70	35.0	6%	4%	21%	31%	4	0.2	13%	37%	19%	13	0.6	3.3
n.7	7 NAKOV	.	0.0	---	---	---	---	0.0	---	---	---	.	0.0	---	---
n.10	10 KLOPCHESKI	57	34.0	5%	2%	9%	16%	3	0.1	26%	51%	7%	4	0.4	1.3
n.2	2 GJORGIEV	13	22.0	8%	.	.	8%	1	0.1	15%	31%	46%	6	0.4	6.0
n.6	6 DESPOTOVSKI	84	33.0	4%	2%	12%	18%	3	---	26%	45%	11%	9	---	3.0

		BATTUTA JUMP													
Nome	Totale	Ind.	(#)%	(/)%	(+)%	Pos%	Ace	Ace/	(!)%	(-)%	(=)%	Err.	Err./S	Err./A	
n.\$	Former Y.r.	193	36	0	8%	13%	21%	14	0.6	19%	32%	20%	39	1.7	2.8
n.5	5 MILEV	.	.	---	---	---	---	.	---	---	---	.	---	---	---
n.8	8 LJAFTOV	86	35	6%	9%	9%	24%	5	0.2	16%	41%	19%	16	0.7	3.2
n.12	12 NIKOLOVSKI	1	0.0	.	.	100%	1	1.0	---	---
n.14	14 ANDONOV	.	.	---	---	---	---	0.0	---	---	---	.	0.0	---	---
n.19	19 ILIEV	1	26	---	.	100%	.	.	---	---	---
n.4	4 GJORGIEV	94	40	10%	7%	19%	36%	9	---	21%	24%	18%	17	---	1.9
n.13	13 SIMOVSKI	.	.	---	---	---	---	0.0	---	---	---	.	0.0	---	---
n.3	3 JOSIFOV	1	26	0.0	.	100%	.	.	0.0	---	---
n.7	7 NAKOV	.	.	---	---	---	---	0.0	---	---	---	.	0.0	---	---
n.10	10 KLOPCHESKI	.	.	---	---	---	---	0.0	---	---	---	.	0.0	---	---
n.2	2 GJORGIEV	9	14	0.0	22%	22%	56%	5	0.4	---	---
n.6	6 DESPOTOVSKI	1	38	---	100%	.	.	.	---	---	---

		BATTUTA FLOAT													
Nome	Totale	Ind.	(#)%	(/)%	(+)%	Pos%	Ace	Ace/	(!)%	(-)%	(=)%	Err.	Err./S	Err./A	
n.\$	Former Y.r.	244	35	0	4%	14%	18%	13	0.6	20%	45%	12%	30	1.3	2.3
n.5	5 MILEV	.	.	---	---	---	---	.	---	---	---	.	---	---	---
n.8	8 LJAFTOV	1	26	0.2	.	100%	.	.	0.7	---	---
n.12	12 NIKOLOVSKI	.	.	---	---	---	---	0.0	---	---	---	.	1.0	---	---

Total Worksheet - 07 - Battuta

n.14	14 ANDONOV	.	.	---	---	---	---	.	0.0	---	---	---	.	0.0	---
n.19	19 ILIEV	17	41	12%	12%	12%	36%	2	---	6%	41%	18%	3	---	1.5
n.4	4 GJORGJIEV	.	.	---	---	---	---	.	---	---	---	---	.	---	---
n.13	13 SIMOVSKI	13	37	.	8%	15%	23%	.	0.0	23%	54%	.	.	0.0	---
n.3	3 JOSIFOV	69	35	6%	4%	22%	32%	4	0.0	13%	36%	19%	13	0.0	3.3
n.7	7 NAKOV	.	.	---	---	---	---	.	0.0	---	---	---	.	0.0	---
n.10	10 KLOPCHESKI	57	34	5%	2%	9%	16%	3	0.0	26%	51%	7%	4	0.0	1.3
n.2	2 GJORGIEV	4	38	25%	.	.	25%	1	0.0	.	50%	25%	1	0.4	1.0
n.6	6 DESPOTOVSKI	83	33	4%	2%	12%	18%	3	---	25%	46%	11%	9	---	3.0
n.22	22														

Total Worksheet - 02 - Ricezione

(6) ALB, DEN16, DEN16, AUSTR, EST16, BUL

		RICEZIONE TOTALE									RICEZIONE JUMP						RICEZIONE FLOAT																							
Nome	Totale	Ind.	Pos%	(!)%	(/)%	(=)%	Err.	Err.%	Err./Set	Totale	Ind.	Pos%	(!)%	(/)%	(=)%	Err.%	Err./Set	Totale	Ind.	Pos%	(!)%	(/)%	(=)%	Err.%	Err./Set															
n.\$	Former Y.r.	392	57	46%	18%	9%	8%	66	17%	2.9	211	54	42%	18%	10%	10%	20%	1.9	181	60	50%	19%	8%	4%	12%	1.0														
n.18	18 MIHAILOV	130	56	48%	17%	8%	10%	24	18%	1.0	64	52	45%	12%	6%	17%	23%	0.7	66	60	50%	21%	11%	3%	14%	0.4														
n.1	1 ANGELOVSKI	121	56	43%	20%	9%	9%	22	18%	1.0	73	53	41%	19%	12%	11%	23%	0.7	48	59	46%	21%	4%	6%	10%	0.2														
n.5	5 MILEV	.	.	---	---	(---)	(---)	.	---	0.0	.	.	---	---	(---)	(---)	---	0.0	.	.	---	---	(---)	(---)	---	0.0														
n.8	8 LJAFTOV	140	59	47%	19%	9%	4%	19	13%	0.8	74	57	39%	22%	11%	4%	15%	0.5	66	61	55%	15%	8%	5%	13%	0.3														
n.12	12 NIKOLOVSKI	.	.	---	---	(---)	(---)	.	---	0.0	.	.	---	---	(---)	(---)	---	0.0	.	.	---	---	(---)	(---)	---	0.0														
n.14	14 ANDONOV	1	15	.	.	100%	.	1	100%	0.0	.	.	---	---	(---)	(---)	---	0.0	1	15	.	.	100%	.	100%	0.0														
n.19	19 ILIEV	.	.	---	---	((---))	((---))	.	---	0.0	.	.	---	---	((---))	((---))	---	0.0	.	.	---	---	((---))	((---))	---	0.0														
n.0	0???	.	.	---	---	---	---	.	---	0.0	.	.	---	---	---	---	0.0	.	.	---	---	---	---	---	0.0															
		RICEZIONE JUMP									RICEZIONE FLOAT																													
Nome	Totale	Sx	Pos%	Err.%	Totale	Cx	Pos%	Err.%	Totale	Dx	Pos%	Err.%	Totale	Alto	Pos%	Err.%	Totale	Basso	Pos%	Err.%	Totale	Sx	Pos%	Err.%	Totale	Cx	Pos%	Err.%	Totale	Dx	Pos%	Err.%	Totale	Alto	Pos%	Err.%	Totale	Basso	Pos%	Err.%
n.18	18 MIHAILOV	20	45%	35%	20	55%	10%	18	39%	28%	.	---	---	6	34%	17%	9	11%	22%	35	63%	9%	6	.	33%	5	80%	20%	11	54%	9%									
n.1	1 ANGELOVSKI	7	43%	14%	33	45%	12%	14	7%	58%	1	100%	.	18	56%	22%	5	20%	20%	9	56%	11%	5	20%	.	22	54%	10%	7	43%	14%									
n.5	5 MILEV	.	---	---	.	---	---	.	---	---	.	---	---	.	---	---	.	---	---	.	---	---	.	---	---	.	---	---	.	---	---									
n.8	8 LJAFTOV	11	27%	9%	32	53%	9%	18	28%	33%	1	100%	.	12	25%	8%	7	29%	28%	6	34%	17%	2	.	50%	47	66%	8%	4	25%	.									
n.12	12 NIKOLOVSKI	.	---	---	.	---	---	.	---	---	.	---	---	.	---	---	.	---	---	.	---	---	.	---	---	.	---	---	.	---	---									
n.14	14 ANDONOV	.	---	---	.	---	---	.	---	---	.	---	---	.	---	---	.	---	---	.	---	---	.	---	---	.	---	---	1	.	100%									
n.19	19 ILIEV	.	---	---	.	---	---	.	---	---	.	---	---	.	---	---	.	---	---	.	---	---	.	---	---	.	---	---	.	---	---									
n.0	0???	.	---	---	.	---	---	.	---	---	.	---	---	.	---	---	.	---	---	.	---	---	.	---	---	.	---	---	.	---	---									

Total Worksheet - 03 - Attacco prima palla

(6) ALB, DEN16, DEN16, AUSTR, EST16, BUL

ATTACCO PRIMA PALLA																																						
Nome	Tot.	Tot.%	Eff.%	(+)	(+)%	(#)	(#)%	(#)/S	pos.%	(/)	(/)%	(=)	(=)%	Err.%	Err./S	Quick					Alta					Pipe/Schema					Primo tempo							
																Tot.	#	+	/	=	Tot.	#	+	/	=	Tot.	#	+	/	=	Tot.	#	+	/	=			
Quick	154	51%	34%	22	14%	84	55%	3.7	69%	20	13%	11	7%	20%	1.3																							
Alta	57	19%	12%	11	19%	21	37%	0.9	56%	6	11%	8	14%	25%	0.6																							
Pipe/Schema	9	3%	44%	1	11%	5	56%	0.2	67%	0	0%	1	11%	11%	0.0																							
Primo tempo	82	27%	50%	19	23%	48	59%	2.1	82%	2	2%	5	6%	9%	0.3																							
Totale	303	X	29%	53	17%	158	52%	6.9	---	28	9%	25	8%	17%	2.3																							
n.5 5 MILEV	0	0%	0%	0	((---	0	((---	---	---	0	((---	0	((---	((---	---	0	0	0	0	0	0	0	0	0	0	0	0	0	0	0	0	0	0	0	0	0	0	0
n.8 8 LJAFTOV	62	20%	6%	7	11%	24	39%	1.0	50%	12	19%	8	13%	32%	1.4	47	22	5	9	5	12	2	1	3	2	2	0	1	0	1	0	0	0	0	0	0	0	
n.1 12 NIKOLOVSKI	0	0%	0%	0	((---	0	((---	0.0	---	0	((---	0	((---	((---	---	0	0	0	0	0	0	0	0	0	0	0	0	0	0	0	0	0	0	0	0	0	0	0
n.1 14 ANDONOV	0	0%	0%	0	---	0	---	0.0	---	0	---	0	---	---	---	0	0	0	0	0	0	0	0	0	0	0	0	0	0	0	0	0	0	0	0	0	0	
n.1 19 ILIEV	0	0%	0%	0	((---	0	((---	0.0	---	0	((---	0	((---	((---	---	0	0	0	0	0	0	0	0	0	0	0	0	0	0	0	0	0	0	0	0	0	0	0
n.4 4 GJORGJEV	158	52%	39%	26	16%	86	54%	3.7	70%	13	8%	12	8%	16%	0.7	105	61	17	10	6	44	19	9	3	6	7	5	0	0	0	0	2	1	0	0	0	0	
n.1 13 SIMOVSKI	0	0%	0%	0	((---	0	((---	0.0	---	0	((---	0	((---	((---	---	0	0	0	0	0	0	0	0	0	0	0	0	0	0	0	0	0	0	0	0	0	0	0
n.3 3 JOSIFOV	40	13%	62%	4	10%	29	72%	1.3	82%	1	2%	3	8%	10%	0.4	0	0	0	0	0	0	0	0	0	0	0	0	0	0	0	40	29	4	1	3			
n.7 7 NAKOV	2	1%	-50%	1	50%	0	0%	0.0	50%	1	50%	0	0%	50%	50.0	1	0	0	1	0	1	0	1	0	0	0	0	0	0	0	0	0	0	0	0	0	0	0
n.1 10 KLOPCHESKI	41	14%	39%	15	37%	19	46%	0.8	83%	1	2%	2	5%	7%	0.3	1	1	0	0	0	0	0	0	0	0	0	0	0	0	0	40	18	15	1	2			
ATTACCO PRIMA PALLA																																						
Nome	Ricezione (#) e (+)														Ricezione (#)					Ricezione (+)					Ricezione (!)					Ricezione (-)								
	Tot.	Tot.%	(#)	(#)%	(/)	(=)	Err.%	Tot.	Tot.%	(#)	(#)%	(/)	(=)	Err.%	Tot.	Tot.%	(#)	(#)%	(/)	(=)	Err.%	Tot.	Tot.%	(#)	(#)%	(/)	(=)	Err.%	Tot.	Tot.%	(#)	(#)%	(/)	(=)	Err.%			
Former Y.r.	188	100%	109	58%	7%	7%	14%	79	100%	45	57%	3%	11%	14%	109	100%	---	59%	10%	5%	15%	80	100%	37	46%	12%	6%	18%	82	100%	28	34%	13%	12%	25%			
Opposti																																						
Nome	Ricezione (#) e (+)														Ricezione (#)					Ricezione (+)					Ricezione (!)					Ricezione (-)								
	Tot.	Tot.%	(#)	(#)%	(/)	(=)	Err.%	Tot.	Tot.%	(#)	(#)%	(/)	(=)	Err.%	Tot.	Tot.%	(#)	(#)%	(/)	(=)	Err.%	Tot.	Tot.%	(#)	(#)%	(/)	(=)	Err.%	Tot.	Tot.%	(#)	(#)%	(/)	(=)	Err.%			
n.4 4 GJORGJEV	72	38%	43	60%	8%	7%	15%	30	38%	19	63%	3%	10%	13%	42	39%	---	57%	12%	5%	17%	38	48%	21	55%	8%	3%	11%	48	59%	22	46%	8%	12%	20%			
n.1 13 SIMOVSKI	0	0%	0	---	---	---	---	0	0%	0	---	---	---	---	0	0%	0	---	---	---	---	0	0%	0	---	---	---	---	0	0%	0	---	---	---	---	---		
Martelli																																						
Nome	Ricezione (#) e (+)														Ricezione (#)					Ricezione (+)					Ricezione (!)					Ricezione (-)								
	Tot.	Tot.%	(#)	(#)%	(/)	(=)	Err.%	Tot.	Tot.%	(#)	(#)%	(/)	(=)	Err.%	Tot.	Tot.%	(#)	(#)%	(/)	(=)	Err.%	Tot.	Tot.%	(#)	(#)%	(/)	(=)	Err.%	Tot.	Tot.%	(#)	(#)%	(/)	(=)	Err.%			
n.5 5 MILEV	0	0%	0	---	---	---	---	0	0%	0	---	---	---	---	0	0%	0	---	---	---	---	0	0%	0	---	---	---	---	0	0%	0	---	---	---	---	---		
n.8 8 LJAFTOV	29	15%	16	55%	7%	10%	17%	12	15%	6	50%	0%	17%	17%	17	16%	---	59%	12%	6%	18%	16	20%	5	31%	31%	19%	50%	17	21%	3	18%	29%	12%	41%			
n.1 14 ANDONOV	0	0%	0	---	---	---	---	0	0%	0	---	---	---	---	0	0%	0	---	---	---	---	0	0%	0	---	---	---	---	0	0%	0	---	---	---	---	---		
n.1 19 ILIEV	0	0%	0	---	---	---	---	0	0%	0	---	---	---	---	0	0%	0	---	---	---	---	0	0%	0	---	---	---	---	0	0%	0	---	---	---	---	---		
Centrali																																						
Nome	Ricezione (#) e (+)														Ricezione (#)					Ricezione (+)					Ricezione (!)					Ricezione (-)								
	Tot.	Tot.%	(#)	(#)%	(/)	(=)	Err.%	Tot.	Tot.%	(#)	(#)%	(/)	(=)	Err.%	Tot.	Tot.%	(#)	(#)%	(/)	(=)	Err.%	Tot.	Tot.%	(#)	(#)%	(/)	(=)	Err.%	Tot.	Tot.%	(#)	(#)%	(/)	(=)	Err.%			
n.3 3 JOSIFOV	31	16%	23	74%	3%	10%	13%	15	19%	9	60%	0%	20%	20%	16	15%	---	88%	6%	0%	6%	9	11%	6	67%	0%	0%	0%	0	0%	0	---	---	---	---			
n.7 7 NAKOV	0	0%	0	---	---	---	---	0	0%	0	---	---	---	---	0	0%	0	---	---	---	---	1	1%	0	0%	100%	0%	100%	1	1%	0	0%	0%	0%	0%			
n.1 10 KLOPCHESKI	36	19%	17	47%	3%	6%	9%	11	14%	3	27%	0%	9%	9%	25	23%	---	56%	4%	4%	8%	4	5%	1	25%	0%	0%	0%	1	1%	1	100%	0%	0%	0%			
n.0 0???	0	0%	0	---	---	---	---	0	0%	0	---	---	---	---	0	0%	0	---	---	---	---	0	0%	0	---	---	---	---	0	0%	0	---	---	---	---	---		
Alzatori																																						
Nome	Ricezione (#) e (+)														Ricezione (#)					Ricezione (+)					Ricezione (!)					Ricezione (-)								
	Tot.	Tot.%	(#)	(#)%	(/)	(=)	Err.%	Tot.	Tot.%	(#)	(#)%	(/)	(=)	Err.%	Tot.	Tot.%	(#)	(#)%	(/)	(=)	Err.%	Tot.	Tot.%	(#)	(#)%	(/)	(=)	Err.%	Tot.	Tot.%	(#)	(#)%	(/)	(=)	Err.%			

Total Worksheet - 03 - Attacco prima palla

n.6 6 DESPOTOVSKI

	5	2%		4	80%	0%	0%	0%	4	1%		4	100%	0%	0%	0%	1	0%		---	0%	0%	0%	0%	1	0%		0	0%	0%	0%	0%	0	0%		0	---	---	---	---
--	---	----	--	---	-----	----	----	----	---	----	--	---	------	----	----	----	---	----	--	-----	----	----	----	----	---	----	--	---	----	----	----	----	---	----	--	---	-----	-----	-----	-----

Total Worksheet - 04 - Tipo di attacco

(6) ALB, DEN16, DEN16, AUSTR, EST16, BUL

Nome	UNO classica						C						DOPPIA C						SETTE classica						DUE																
	Tot.	(#)	(#)%	(/)%	(=)%	Eff.	Tot.	(#)	(#)%	(/)%	(=)%	Eff.	Tot.	(#)	(#)%	(/)%	(=)%	Eff.	Tot.	(#)	(#)%	(/)%	(=)%	Eff.	Tot.	(#)	(#)%	(/)%	(=)%	Eff.											
n.\$ Former Y.r.	28	12	43%	7%	4%	32%	7	5	71%	0%	14%	57%	7	5	71%	14%	0%	57%	19	9	47%	0%	5%	42%												1	1	100	0%	0%	1%
n.03 3 JOSIFOV	15	6	40%	7%	7%	26%	5	4	80%	0%	20%	60%	4	2	50%	25%	0%	25%	8	5	62%	0%	0%	62%												1	1	100	0%	0%	1%
n.7 7 NAKOV	0	0	((---	((---	((---	---	0	0	((---	((---	((---	---	0	0	((---	((---	((---	---	0	0	0	((---	((---	---												0	0	---	((---	((---	---
n.10 10 KLOPCHESKI	13	6	46%	8%	0%	---	2	1	50%	0%	0%	---	3	3	100	0%	0%	---	11	4	---	0%	9%	---												0	0	---	---	---	---
n.0 0???	0	0	(---	(---	(---	---	0	0	(---	(---	(---	---	0	0	(---	(---	(---	---	0	0	0	(---	(---	---												0	0	---	(---	(---	---
Nome	UNO centro rete						C						SETTE centro rete						DUE centro rete																						
n.\$ Former Y.r.	28	12	43%	4%	11%	28%							8	4	50%	0%	0%	50%							2	1	50%	0%	0%	2%											
n.3 3 JOSIFOV	17	9	53%	0%	12%	41%							6	4	67%	0%	0%	67%							2	1	50%	0%	0%	2%											
n.7 7 NAKOV	0	0	(---	(---	(---	---							0	0	0	(---	(---	---							0	0	---	(---	(---	---											
n.10 10 KLOPCHESKI	11	3	27%	9%	9%	9%							2	0	0%	0%	0%	0%							0	0	---	(---	(---	---											
n.0 0???	0	0	(---	(---	(---	---							0	0	0	(---	(---	---							0	0	---	(---	(---	---											
Nome	VICINO verso 4						LONTANO verso 4						DUE verso 4						VICINO verso 2						LONTANO verso 2						DUE verso 2										
n.\$ Former Y.r.	4	4	100	0%	0%	100	0	0	(---	(---	(---	---	0	0	(---	(---	(---	---	4	3	75%	0%	0%	75%	5	2	40%	0%	0%	40%	0	0	---	(---	(---	---					
n.3 3 JOSIFOV	3	3	100	0%	0%	100	0	0	(---	(---	(---	---	0	0	(---	(---	(---	---	4	3	75%	0%	0%	75%	1	0	0%	0%	0%	0%	0	0	---	(---	(---	---					
n.7 7 NAKOV	0	0	(---	(---	(---	---	0	0	(---	(---	(---	---	0	0	(---	(---	(---	---	0	0	0	(---	(---	---	0	0	(---	(---	(---	---	0	0	---	(---	(---	---					
n.10 10 KLOPCHESKI	1	1	100	0%	0%	100	0	0	(---	(---	(---	---	0	0	(---	(---	(---	---	0	0	0	(---	(---	---	4	2	50%	0%	0%	50%	0	0	---	(---	(---	---					
n.0 0???	0	0	(---	(---	(---	---	0	0	(---	(---	(---	---	0	0	(---	(---	(---	---	0	0	0	(---	(---	---	0	0	(---	(---	(---	---	0	0	---	(---	(---	---					
Nome	QUICK da 4						QUICK da 2						QUICK da 1						PIPE/SCHEMI						PALLA ALTA																
n.\$ Former Y.r.	75	41	55%	13%	9%	33%	81	53	65%	11%	5%	49%	69	31	45%	12%	7%	26%	10	5	50%	10%	10%	30%	153	54	35%	12%	12%	11%											
n.4 4 GJORGJIEV	28	19	68%	11%	7%	50%	65	44	68%	6%	6%	56%	69	31	45%	12%	7%	26%	8	5	62%	12%	0%	50%	122	46	38%	10%	11%	17%											
n.13 13 SIMOVSKI	0	0	(---	(---	(---	---	0	0	(---	(---	(---	---	0	0	(---	(---	(---	---	0	0	(---	(---	(---	---	0	0	(---	(---	(---	---											
n.5 5 MILEV	0	0	(---	(---	(---	---	0	0	(---	(---	(---	---	0	0	(---	(---	(---	---	0	0	(---	(---	(---	---	0	0	(---	(---	(---	---											
n.8 8 LJAFTOV	47	22	47%	15%	11%	21%	16	9	56%	31%	0%	25%	0	0	(---	(---	(---	---	2	0	0%	0%	50%	-50%	31	8	26%	19%	16%	-9%											
n.12 12 NIKOLOVSKI	0	0	((---	((---	((---	---	0	0	((---	((---	((---	---	0	0	((---	((---	((---	---	0	0	((---	((---	((---	---	0	0	((---	((---	((---	---											
n.14 14 ANDONOV	0	0	(---	(---	(---	---	0	0	(---	(---	(---	---	0	0	(---	(---	(---	---	0	0	(---	(---	(---	---	0	0	(---	(---	(---	---											
n.19 19 ILIEV	0	0	(---	(---	(---	---	0	0	(---	(---	(---	---	0	0	(---	(---	(---	---	0	0	(---	(---	(---	---	0	0	(---	(---	(---	---											

Total Worksheet - 05 - Tipo di attacco quick

(6) ALB, DEN16, DEN16, AUSTR, EST16, BUL

QUICK Z4		R BUONA CENTRO RETE					R BRUTTA CENTRO RETE					LUX					LATO LUNGO					ANGOLO OPPOSTO					DA DIETRO									
Nome	Tot.	(#)	(#)%	(/)%	(=)%	Eff.	Tot.	(#)	(#)%	(/)%	(=)%	Eff.	Tot.	(#)	(#)%	(/)%	(=)%	Eff.	Tot.	(#)	(#)%	(/)%	(=)%	Eff.	Tot.	(#)	(#)%	(/)%	(=)%	Eff.	Tot.	(#)	(#)%	(/)%	(=)%	Eff.
n.\$ Former Y.r.	19	11	58%	16%	11%	31%	7	4	57%	14%	29%	14%	7	2	29%	14%	0%	15%	26	17	65%	8%	8%	49%	12	7	58%	8%	0%	50%	4	0	0%	50%	100%	-146
n.04 4 GJORGJEV	5	2	40%	40%	40%	-40%	3	3	100%	0%	0%	100%	2	1	50%	0%	0%	50%	10	8	80%	0%	0%	80%	7	5	71%	0%	0%	71%	1	0	0%	100%	100%	-199
n.13 13 SIMOVSKI	0	0	(---)	(---)	(---)	---	0	0	(---)	(---)	(---)	---	0	0	(---)	(---)	(---)	---	0	0	(---)	(---)	(---)	---	0	0	(---)	(---)	(---)	---	0	0	(---)	(---)	(---)	---
n.5 5 MILEV	0	0	(---)	(---)	(---)	---	0	0	(---)	(---)	(---)	---	0	0	(---)	(---)	(---)	---	0	0	(---)	(---)	(---)	---	0	0	(---)	(---)	(---)	---	0	0	(---)	(---)	(---)	---
n.8 8 LJAFTOV	14	9	64%	7%	7%	0.5	4	1	25%	25%	25%	-25%	5	1	20%	20%	20%	-20%	16	9	56%	12%	12%	32%	5	2	40%	20%	20%	0%	3	0	0%	33%	33%	-63%
n.12 12 NIKOLOVSKI	0	0	(---)	(---)	(---)	---	0	0	(---)	(---)	(---)	---	0	0	(---)	(---)	(---)	---	0	0	(---)	(---)	(---)	---	0	0	(---)	(---)	(---)	---	0	0	(---)	(---)	(---)	---
n.19 19 ILIEV	0	0	(---)	(---)	(---)	---	0	0	(---)	(---)	(---)	---	0	0	(---)	(---)	(---)	---	0	0	(---)	(---)	(---)	---	0	0	(---)	(---)	(---)	---	0	0	(---)	(---)	(---)	---
0000	0	0	(---)	(---)	(---)	---	0	0	(---)	(---)	(---)	---	0	0	(---)	(---)	(---)	---	0	0	(---)	(---)	(---)	---	0	0	(---)	(---)	(---)	---	0	0	(---)	(---)	(---)	---
QUICK Z2		R BUONA CENTRO RETE					R BRUTTA CENTRO RETE					LUX					LATO LUNGO					ANGOLO OPPOSTO					DA DIETRO									
Nome	Tot.	(#)	(#)%	(/)%	(=)%	Eff.	Tot.	(#)	(#)%	(/)%	(=)%	Eff.	Tot.	(#)	(#)%	(/)%	(=)%	Eff.	Tot.	(#)	(#)%	(/)%	(=)%	Eff.	Tot.	(#)	(#)%	(/)%	(=)%	Eff.	Tot.	(#)	(#)%	(/)%	(=)%	Eff.
n.\$ Former Y.r.	10	5	50%	40%	0%	10%	7	5	71%	29%	0%	42%	5	3	60%	0%	0%	60%	11	8	73%	0%	18%	55%	7	5	71%	0%	0%	71%	4	2	50%	50%	0%	-46%
n.4 4 GJORGJEV	5	2	40%	40%	40%	-40%	3	3	100%	0%	0%	100%	2	1	50%	0%	0%	50%	10	8	80%	0%	0%	80%	7	5	71%	0%	0%	71%	1	0	0%	100%	100%	-199
n.13 13 SIMOVSKI	0	0	(---)	(---)	(---)	---	0	0	(---)	(---)	(---)	---	0	0	(---)	(---)	(---)	---	0	0	(---)	(---)	(---)	---	0	0	(---)	(---)	(---)	---	0	0	(---)	(---)	(---)	---
n.5 5 MILEV	0	0	(---)	(---)	(---)	---	0	0	(---)	(---)	(---)	---	0	0	(---)	(---)	(---)	---	0	0	(---)	(---)	(---)	---	0	0	(---)	(---)	(---)	---	0	0	(---)	(---)	(---)	---
n.8 8 LJAFTOV	5	3	60%	40%	40%	-0.2	4	2	50%	50%	50%	-50%	3	2	67%	0%	0%	67%	1	0	0%	0%	0%	0%	0	0	(---)	(---)	(---)	---	3	2	67%	33%	33%	-63%
n.12 12 NIKOLOVSKI	0	0	(---)	(---)	(---)	---	0	0	(---)	(---)	(---)	---	0	0	(---)	(---)	(---)	---	0	0	(---)	(---)	(---)	---	0	0	(---)	(---)	(---)	---	0	0	(---)	(---)	(---)	---
n.19 19 ILIEV	0	0	(---)	(---)	(---)	---	0	0	(---)	(---)	(---)	---	0	0	(---)	(---)	(---)	---	0	0	(---)	(---)	(---)	---	0	0	(---)	(---)	(---)	---	0	0	(---)	(---)	(---)	---
0000	0	0	(---)	(---)	(---)	---	0	0	(---)	(---)	(---)	---	0	0	(---)	(---)	(---)	---	0	0	(---)	(---)	(---)	---	0	0	(---)	(---)	(---)	---	0	0	(---)	(---)	(---)	---
QUICK Z1		R BUONA CENTRO RETE					R BRUTTA CENTRO RETE					LUX					LATO LUNGO					ANGOLO OPPOSTO					DA DIETRO									
Nome	Tot.	(#)	(#)%	(/)%	(=)%	Eff.	Tot.	(#)	(#)%	(/)%	(=)%	Eff.	Tot.	(#)	(#)%	(/)%	(=)%	Eff.	Tot.	(#)	(#)%	(/)%	(=)%	Eff.	Tot.	(#)	(#)%	(/)%	(=)%	Eff.	Tot.	(#)	(#)%	(/)%	(=)%	Eff.
n.\$ Former Y.r.	30	13	43%	13%	3%	27%	9	5	56%	11%	11%	34%	20	9	45%	10%	15%	20%	1	0	0%	0%	0%	0%	2	0	0%	50%	0%	-50%	7	4	57%	0%	0%	7%
n.4 4 GJORGJEV	30	13	43%	13%	13%	17%	9	5	56%	11%	11%	34%	20	9	45%	10%	10%	25%	1	0	0%	0%	0%	0%	2	0	0%	50%	50%	-100	7	4	57%	0%	0%	7%
n.13 13 SIMOVSKI	0	0	(---)	(---)	(---)	---	0	0	(---)	(---)	(---)	---	0	0	(---)	(---)	(---)	---	0	0	(---)	(---)	(---)	---	0	0	(---)	(---)	(---)	---	0	0	(---)	(---)	(---)	---
n.5 5 MILEV	0	0	(---)	(---)	(---)	---	0	0	(---)	(---)	(---)	---	0	0	(---)	(---)	(---)	---	0	0	(---)	(---)	(---)	---	0	0	(---)	(---)	(---)	---	0	0	(---)	(---)	(---)	---
n.8 8 LJAFTOV	0	0	(---)	(---)	(---)	---	0	0	(---)	(---)	(---)	---	0	0	(---)	(---)	(---)	---	0	0	(---)	(---)	(---)	---	0	0	(---)	(---)	(---)	---	0	0	(---)	(---)	(---)	---
n.12 12 NIKOLOVSKI	0	0	(---)	(---)	(---)	---	0	0	(---)	(---)	(---)	---	0	0	(---)	(---)	(---)	---	0	0	(---)	(---)	(---)	---	0	0	(---)	(---)	(---)	---	0	0	(---)	(---)	(---)	---
n.19 19 ILIEV	0	0	(---)	(---)	(---)	---	0	0	(---)	(---)	(---)	---	0	0	(---)	(---)	(---)	---	0	0	(---)	(---)	(---)	---	0	0	(---)	(---)	(---)	---	0	0	(---)	(---)	(---)	---
0000	0	0	(---)	(---)	(---)	---	0	0	(---)	(---)	(---)	---	0	0	(---)	(---)	(---)	---	0	0	(---)	(---)	(---)	---	0	0	(---)	(---)	(---)	---	0	0	(---)	(---)	(---)	---

Total Worksheet - 06 - Utilizzo attaccanti in CP per punteggio

(6) ALB, DEN16, DEN16, AUSTR, EST16, BUL

Alzatore 10		-4 o peggio					-2 o -3					-1, paritf o +1					+2 o +3					+4 o meglio					-1, paritf o +1 da 24 in poi									
TOTALE																																				
Nome	Att.	Distr.	Diff.	Di	(#)%	Err.%	Att.	Distr.	Diff.	Di	(#)%	Err.%	Att.	Distr.	Diff.	Di	(#)%	Err.%	Att.	Distr.	Diff.	Di	(#)%	Err.%	Att.	Distr.	Diff.	Di	(#)%	Err.%						
Former Y.r.	9	100%	0%	22%	33%		6	100%	0%	50%	0%		11	100%	0%	73%	9%		0	----	----	----	----		1	100%	0%	0%	0%		0	----	----	----	----	
n.5 5 MILEV	0	0%	0%	----	----		0	0%	-11%	----	----		0	0%	-11%	----	----		0	----	----	----	----		0	0%	-11%	----	----		0	----	----	----	----	
n.8 8 LJAFTOV	2	22%	22%	0%	100%		2	33%	16%	50%	0%		4	36%	19%	100%	0%		0	----	----	----	----		0	0%	-18%	----	----		0	----	----	----	----	
n.12 12 NIKOLOVSKI	0	0%	-1%	----	----		0	0%	0%	----	----		0	0%	0%	----	----		0	----	----	----	----		0	0%	0%	----	----		0	----	----	----	----	
n.14 14 ANDONOV	0	0%	0%	----	----		0	0%	0%	----	----		0	0%	0%	----	----		0	----	----	----	----		0	0%	0%	----	----		0	----	----	----	----	
n.19 19 ILIEV	0	0%	0%	----	----		0	0%	0%	----	----		0	0%	0%	----	----		0	----	----	----	----		0	0%	0%	----	----		0	----	----	----	----	
n.4 4 GJORGIVJEV	3	33%	33%	67%	0%		3	50%	5%	33%	0%		4	36%	-9%	50%	25%		0	----	----	----	----		1	100%	55%	0%	0%		0	----	----	----	----	
n.13 13 SIMOVSKI	0	0%	0%	----	----		0	0%	0%	----	----		0	0%	0%	----	----		0	----	----	----	----		0	0%	0%	----	----		0	----	----	----	----	
n.3 3 JOSIFOV	2	22%	11%	0%	0%		0	0%	-11%	----	----		2	18%	7%	50%	0%		0	----	----	----	----		0	0%	-11%	----	----		0	----	----	----	----	
n.7 7 NAKOV	2	22%	21%	0%	50%		0	0%	-1%	----	----		0	0%	-1%	----	----		0	----	----	----	----		0	0%	-1%	----	----		0	----	----	----	----	
n.10 10 KLOPCHESKI	0	0%	-1%	----	----		1	17%	5%	100%	0%		1	9%	-3%	100%	0%		0	----	----	----	----		0	0%	-12%	----	----		0	----	----	----	----	
n.2 2 GJORGIEV	0	0%	-1%	----	----		0	0%	-1%	----	----		0	0%	-1%	----	----		0	----	----	----	----		0	0%	-1%	----	----		0	----	----	----	----	
n.6 6 DESPOTOVSKI	0	0%	-1%	----	----		0	0%	-2%	----	----		0	0%	-2%	----	----		0	----	----	----	----		0	0%	-2%	----	----		0	----	----	----	----	
RICEZIONE # +																																				
Nome	Att.	Distr.	Diff.	Di	(#)%	Err.%	Att.	Distr.	Diff.	Di	(#)%	Err.%	Att.	Distr.	Diff.	Di	(#)%	Err.%	Att.	Distr.	Diff.	Di	(#)%	Err.%	Att.	Distr.	Diff.	Di	(#)%	Err.%						
Former Y.r.	2	100%	0%	0%	0%		4	100%	0%	50%	0%		5	100%	0%	100%	0%		0	----	----	----	----		0	----	----	----	----		0	----	----	----	----	
n.5 5 MILEV	1	50%	50%	----	----		0	0%	-11%	----	----		0	0%	-11%	----	----		0	----	----	----	----		0	----	----	----	----		0	----	----	----	----	
n.8 8 LJAFTOV	0	0%	-18%	----	----		2	50%	32%	----	----		4	80%	62%	100%	----		0	----	----	----	----		0	----	----	----	----		0	----	----	----	----	
n.12 12 NIKOLOVSKI	0	0%	0%	----	----		0	0%	0%	----	----		0	0%	0%	----	----		0	----	----	----	----		0	----	----	----	----		0	----	----	----	----	
n.14 14 ANDONOV	0	0%	0%	----	----		0	0%	0%	----	----		0	0%	0%	----	----		0	----	----	----	----		0	----	----	----	----		0	----	----	----	----	
n.19 19 ILIEV	0	0%	0%	----	----		0	0%	0%	----	----		0	0%	0%	----	----		0	----	----	----	----		0	----	----	----	----		0	----	----	----	----	
n.4 4 GJORGIVJEV	0	0%	-45%	----	----		1	25%	-20%	----	----		0	0%	-45%	----	----		0	----	----	----	----		0	----	----	----	----		0	----	----	----	----	
n.13 13 SIMOVSKI	0	0%	0%	----	----		0	0%	0%	----	----		0	0%	0%	----	----		0	----	----	----	----		0	----	----	----	----		0	----	----	----	----	
n.3 3 JOSIFOV	2	100%	89%	0%	0%		0	0%	-11%	----	----		0	0%	-11%	----	----		0	----	----	----	----		0	----	----	----	----		0	----	----	----	----	
n.7 7 NAKOV	0	0%	0%	----	----		0	0%	0%	----	----		0	0%	0%	----	----		0	----	----	----	----		0	----	----	----	----		0	----	----	----	----	
n.10 10 KLOPCHESKI	0	0%	-12%	----	----		1	25%	13%	----	----		1	20%	8%	----	----		0	----	----	----	----		0	----	----	----	----		0	----	----	----	----	
n.2 2 GJORGIEV	0	0%	-1%	----	----		0	0%	-1%	----	----		0	0%	-1%	----	----		0	----	----	----	----		0	----	----	----	----		0	----	----	----	----	
n.6 6 DESPOTOVSKI	0	0%	-2%	----	----		0	0%	-2%	----	----		0	0%	-2%	----	----		0	----	----	----	----		0	----	----	----	----		0	----	----	----	----	
RICEZIONE !																																				
Nome	Att.	Distr.	Diff.	Di	(#)%	Err.%	Att.	Distr.	Diff.	Di	(#)%	Err.%	Att.	Distr.	Diff.	Di	(#)%	Err.%	Att.	Distr.	Diff.	Di	(#)%	Err.%	Att.	Distr.	Diff.	Di	(#)%	Err.%						
Former Y.r.	5	100%	0%	20%	60%		0	----	----	----	----		4	100%	0%	75%	0%		0	----	----	----	----		0	----	----	----	----		0	----	----	----	----	
n.5 5 MILEV	0	0%	-11%	----	----		0	----	----	----	----		0	0%	-11%	----	----		0	----	----	----	----		0	----	----	----	----		0	----	----	----	----	
n.8 8 LJAFTOV	2	40%	22%	0%	100%		0	----	----	----	----		0	0%	-18%	----	----		0	----	----	----	----		0	----	----	----	----		0	----	----	----	----	
n.12 12 NIKOLOVSKI	0	0%	0%	----	----		0	----	----	----	----		0	0%	0%	----	----		0	----	----	----	----		0	----	----	----	----		0	----	----	----	----	
n.14 14 ANDONOV	0	0%	0%	----	----		0	----	----	----	----		0	0%	0%	----	----		0	----	----	----	----		0	----	----	----	----		0	----	----	----	----	

Total Worksheet - 06 - Utilizzo attaccanti in CP per punteggio

n.19	19 ILIEV	0	0%	0%	----	----	0	----	----	----	----	0	0%	0%	----	----	0	----	----	----	----	0	----	----	----	----	0	----	----	----	----
n.4	4 GJORGIEV	2	40%	-5%	50%	0%	0	----	----	----	----	2	50%	5%	100%	0%	0	----	----	----	----	0	----	----	----	----	0	----	----	----	----
n.13	13 SIMOVSKI	0	0%	0%	----	----	0	----	----	----	----	0	0%	0%	----	----	0	----	----	----	----	0	----	----	----	----	0	----	----	----	----
n.3	3 JOSIFOV	0	0%	-11%	----	----	0	----	----	----	----	2	50%	39%	50%	0%	0	----	----	----	----	0	----	----	----	----	0	----	----	----	----
n.7	7 NAKOV	1	20%	19%	0%	100%	0	----	----	----	----	0	0%	-1%	----	----	0	----	----	----	----	0	----	----	----	----	0	----	----	----	----
n.10	10 KLOPCHESKI	0	0%	-12%	----	----	0	----	----	----	----	0	0%	-12%	----	----	0	----	----	----	----	0	----	----	----	----	0	----	----	----	----
n.2	2 GJORGIEV	0	0%	-1%	----	----	0	----	----	----	----	0	0%	-1%	----	----	0	----	----	----	----	0	----	----	----	----	0	----	----	----	----
n.6	6 DESPOTOVSKI	0	0%	-2%	----	----	0	----	----	----	----	0	0%	-2%	----	----	0	----	----	----	----	0	----	----	----	----	0	----	----	----	----

RICEZIONE -

Nome	Att.	Distr.	Diff.	Di	(#)%	Err.%	Att.	Distr.	Diff.	Di	(#)%	Err.%	Att.	Distr.	Diff.	Di	(#)%	Err.%	Att.	Distr.	Diff.	Di	(#)%	Err.%	Att.	Distr.	Diff.	Di	(#)%	Err.%									
Former Y.r.	2	100%	0%	50%	0%		2	100%	0%	50%	0%		2	100%	0%	0%	50%		0	----	----	----	----		1	100%	0%	0%	0%		0	----	----	----	----				
n.05	5 MILEV	0	----	----	----	----	0	----	----	----	----	----	0	----	----	----	----	----	----	0	----	----	----	----	----	0	----	----	----	----	----	----	----	----	----	----	----		
n.8	8 LJAFTOV	0	0%	-18%	----	----	0	0%	-18%	----	----	----	0	0%	-18%	----	----	----	----	0	0%	-18%	----	----	----	0	0%	-18%	----	----	----	----	----	----	----	----	----		
n.12	12 NIKOLOVSKI	0	0%	0%	----	----	0	0%	0%	----	----	----	0	0%	0%	----	----	----	----	0	0%	0%	----	----	----	0	0%	0%	----	----	----	----	----	----	----	----	----	----	
n.14	14 ANDONOV	0	0%	0%	----	----	0	0%	0%	----	----	----	0	0%	0%	----	----	----	----	0	0%	0%	----	----	----	0	0%	0%	----	----	----	----	----	----	----	----	----	----	
n.19	19 ILIEV	0	0%	0%	----	----	0	0%	0%	----	----	----	0	0%	0%	----	----	----	----	0	0%	0%	----	----	----	0	0%	0%	----	----	----	----	----	----	----	----	----	----	
n.4	4 GJORGIEV	1	50%	5%	100%	0%	2	100%	55%	50%	0%		2	100%	55%	0%	50%		0	----	----	----	----	----	1	100%	55%	0%	0%		0	----	----	----	----	----	----	----	----
n.13	13 SIMOVSKI	0	0%	0%	----	----	0	0%	0%	----	----	----	0	0%	0%	----	----	----	----	0	0%	0%	----	----	----	0	0%	0%	----	----	----	----	----	----	----	----	----	----	
n.3	3 JOSIFOV	0	0%	-11%	----	----	0	0%	-11%	----	----	----	0	0%	-11%	----	----	----	----	0	0%	-11%	----	----	----	0	0%	-11%	----	----	----	----	----	----	----	----	----	----	
n.7	7 NAKOV	1	50%	49%	0%	0%	0	0%	-1%	----	----	----	0	0%	-1%	----	----	----	----	0	0%	-1%	----	----	----	0	0%	-1%	----	----	----	----	----	----	----	----	----	----	
n.10	10 KLOPCHESKI	0	0%	-12%	----	----	0	0%	-12%	----	----	----	0	0%	-12%	----	----	----	----	0	0%	-12%	----	----	----	0	0%	-12%	----	----	----	----	----	----	----	----	----	----	
n.2	2 GJORGIEV	0	0%	-1%	----	----	0	0%	-1%	----	----	----	0	0%	-1%	----	----	----	----	0	0%	-1%	----	----	----	0	0%	-1%	----	----	----	----	----	----	----	----	----	----	
n.6	6 DESPOTOVSKI	0	0%	-2%	----	----	0	0%	-2%	----	----	----	0	0%	-2%	----	----	----	----	0	0%	-2%	----	----	----	0	0%	-2%	----	----	----	----	----	----	----	----	----	----	

Total Worksheet - 08 - Muro per tipo di attacco e base

(6) ALB, DEN16, DEN16, AUSTR, EST16, BUL

MURO per tipo di attacco							
Tipo di attacco	Att.	Muri	(#)	(+)	(!)	(-)	(=)
Alta	157	56	6%	7%	4%	6%	12%
Pipe/Schema	32	4	0%	0%	0%	3%	9%
Primo tempo	93	29	9%	4%	4%	5%	9%
Quick	301	134	10%	5%	7%	2%	19%
Altro	44	7	2%	2%	2%	5%	5%
Totale	627	232	8%	5%	5%	4%	14%

Base	Tutte le uscite							FRONT							CENTER							BACK												
	Att.	Muri	(#)	(+)	(!)	(-)	(=)	Att.	Muri	(#)	(+)	(!)	(-)	(=)	Att.	Muri	(#)	(+)	(!)	(-)	(=)	Att.	Muri	(#)	(+)	(!)	(-)	(=)	Att.	Muri	(#)	(+)	(!)	(-)
K1 KH	162	56	9%	6%	3%	2%	14%	57	22	11%	7%	2%	2%	18%	49	16	8%	8%	2%	2%	12%	43	17	12%	5%	7%	2%	12%	11	1	0%	0%	0%	0%
K2 KW	13	6	15%	0%	15%	0%	15%	8	4	12%	0%	25%	0%	12%	2	0	0%	0%	0%	0%	0%	3	2	33%	0%	0%	0%	33%	0	0	---	---	---	---
K7 KX	46	17	7%	4%	13%	2%	11%	10	5	0%	0%	20%	0%	30%	9	2	0%	0%	11%	11%	0%	26	10	12%	8%	12%	0%	8%	1	0	0%	0%	0%	0%
Tot.	221	79	9%	5%	6%	2%	13%	75	31	9%	5%	7%	1%	19%	60	18	7%	7%	3%	3%	10%	72	29	12%	6%	8%	1%	11%	12	1	0%	0%	0%	0%

DETTAGLIO MURO su palla QUICK							
	Att.	Muri	(#)	(+)	(!)	(-)	(=)
---- X5	164	74	9%	5%	9%	2%	20%
---- X6	82	42	12%	7%	5%	4%	22%
---- X8	55	19	13%	2%	7%	0%	13%
Totale	301	134	10%	5%	7%	2%	19%

Base	Tutte le uscite							FRONT							CENTER							BACK												
	Att.	Muri	(#)	(+)	(!)	(-)	(=)	Att.	Muri	(#)	(+)	(!)	(-)	(=)	Att.	Muri	(#)	(+)	(!)	(-)	(=)	Att.	Muri	(#)	(+)	(!)	(-)	(=)	Att.	Muri	(#)	(+)	(!)	(-)
KM	24	9	8%	8%	4%	4%	12%	11	4	9%	9%	9%	9%	0%	4	1	0%	0%	0%	25%	6	3	17%	17%	0%	0%	17%	3	1	0%	0%	0%	0%	
KC	15	7	13%	0%	7%	7%	20%	2	0	0%	0%	0%	0%	0%	3	3	67%	0%	33%	0%	0%	9	3	0%	0%	0%	33%	1	1	0%	0%	0%	100	
KA	0	0	---	---	---	---	---	0	0	---	---	---	---	---	0	0	---	---	---	---	---	0	0	---	---	---	---	0	0	---	---	---	---	
Tot.	39	16	10%	5%	5%	5%	15%	13	4	8%	8%	8%	8%	0%	7	4	29%	0%	14%	0%	14%	15	6	7%	7%	0%	0%	27%	4	2	0%	0%	0%	25%

MURO per qualità della ricezione							
Ricezione	Att.	Muri	(#)	(+)	(!)	(-)	(=)
Rice #	103	32	9%	3%	3%	3%	13%
Rice +	109	40	8%	6%	7%	3%	13%
Rice !	103	51	9%	7%	9%	5%	20%
Rice -	67	26	6%	6%	4%	3%	19%
Totale	383	150	8%	5%	6%	3%	16%

Base	Tutte le uscite							FRONT							CENTER							BACK												
	Att.	Muri	(#)	(+)	(!)	(-)	(=)	Att.	Muri	(#)	(+)	(!)	(-)	(=)	Att.	Muri	(#)	(+)	(!)	(-)	(=)	Att.	Muri	(#)	(+)	(!)	(-)	(=)	Att.	Muri	(#)	(+)	(!)	(-)
KP	19	11	5%	0%	5%	11%	37%	7	4	14%	0%	14%	0%	29%	3	1	0%	0%	0%	33%	0%	7	5	0%	0%	0%	14%	57%	1	0	0%	0%	0%	0%
KS	8	4	0%	12%	12%	12%	12%	3	1	0%	33%	0%	0%	0%	3	1	0%	0%	0%	33%	0%	2	2	0%	0%	50%	0%	50%	0	0	---	---	---	---
KQ	3	1	33%	0%	0%	0%	0%	1	0	0%	0%	0%	0%	0%	0	0	---	---	---	---	---	2	1	50%	0%	0%	0%	0%	0	0	---	---	---	---
Tot.	11	5	9%	9%	9%	9%	9%	4	1	0%	25%	0%	0%	0%	3	1	0%	0%	0%	33%	0%	4	3	25%	0%	25%	0%	25%	0	0	---	---	---	---

DETTAGLIO MURO su ricezione -							
Ricezione	Att.	Muri	(#)	(+)	(!)	(-)	(=)
---- Rice - (no alta)	16	8	6%	6%	0%	6%	31%
---- Rice - alta)	51	18	6%	6%	6%	2%	16%
Totale	67	26	6%	6%	4%	3%	19%

Total Worksheet - 09 - Attacco totale e Contrattacco

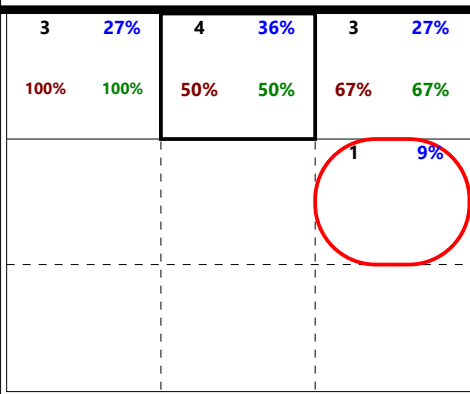
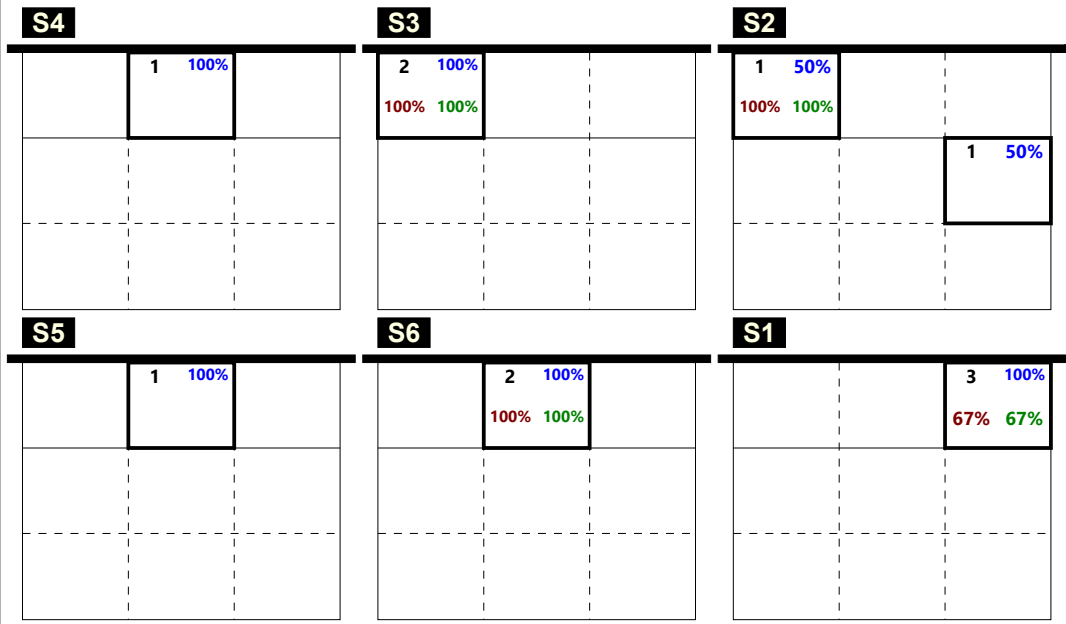
(6) ALB, DEN16, DEN16, AUSTR, EST16, BUL

ATTACCO TOTALE																																						
Nome	Tot.	Tot.%	Eff.%	(+)	(+)%	(#)	(#)%	(#)/S	pos.%	(/)	(/)%	(=)	(=)%	Err.%	Err./S	Quick					Alta					Pipe/Schema					Primo tempo							
																Tot.	#	+	/	=	Tot.	#	+	/	=	Tot.	#	+	/	=	Tot.	#	+	/	=			
Quick	227	43%	36%	33	15%	126	56%	5.5	70%	28	12%	16	7%	19%	1.9																							
Alta	156	29%	12%	29	19%	55	35%	2.4	54%	18	12%	18	12%	23%	1.6																							
Pipe/Schema	10	2%	30%	1	10%	5	50%	0.2	60%	1	10%	1	10%	20%	0.1																							
Primo tempo	119	22%	41%	33	28%	60	50%	2.6	78%	5	4%	6	5%	9%	0.5																							
Totale	532	X	27%	104	20%	255	48%	11.1	---	52	10%	41	8%	17%	4.0																							
n.4 4 GJORGIVJEV	297	56%	32%	50	17%	148	50%	6.4	67%	28	9%	24	8%	17%	0.7	162	94	25	15	11	122	46	24	12	13	8	5	0	1	0	2	1	0	0	0			
n.1 13 SIMOVSKI	1	0%	0%	1	100%	0	0%	0.0	100%	0	0%	0	0%	0%	0.0	0	0	0	0	0	0	0	0	0	0	0	0	0	0	0	0	0	0	0	0			
n.5 5 MILEV	0	0%	0%	0	((---	0	((---	---	---	0	((---	0	((---	((---	---	0	0	0	0	0	0	0	0	0	0	0	0	0	0	0	0	0	0	0	0	0		
n.8 8 LJAFTOV	103	19%	13%	16	16%	42	41%	1.8	57%	18	17%	11	11%	28%	1.2	63	31	8	12	5	31	8	4	6	5	2	0	1	0	1	0	0	0	0	0			
n.1 12 NIKOLOVSKI	0	0%	0%	0	((---	0	((---	0.0	---	0	((---	0	((---	((---	---	0	0	0	0	0	0	0	0	0	0	0	0	0	0	0	0	0	0	0	0	0		
n.1 14 ANDONOV	0	0%	0%	0	((---	0	((---	0.0	---	0	((---	0	((---	((---	---	0	0	0	0	0	0	0	0	0	0	0	0	0	0	0	0	0	0	0	0	0		
n.1 19 ILIEV	2	0%	0%	0	0%	1	50%	0.1	50%	1	50%	0	0%	50%	5.0	0	0	0	0	0	0	0	0	0	0	0	0	0	0	0	0	0	0	0	0	0		
n.3 3 JOSIFOV	73	14%	48%	18	25%	41	56%	1.8	81%	2	3%	4	5%	8%	0.3	0	0	0	0	0	1	0	0	0	0	0	0	0	0	0	0	0	0	66	38	16	2	4
n.7 7 NAKOV	3	1%	0%	1	33%	1	33%	1.0	66%	1	33%	0	0%	33%	33.0	1	0	0	1	0	2	1	1	0	0	0	0	0	0	0	0	0	0	0	0	0	0	
n.1 10 KLOPCHESKI	53	10%	34%	18	34%	22	42%	0.0	---	2	4%	2	4%	---	---	1	1	0	0	0	0	0	0	0	0	0	0	0	0	0	0	0	49	21	16	2	2	
n.4 4 GJORGIVJEV	297	56%	32%	50	17%	148	50%	6.4	67%	28	9%	24	8%	17%	0.7	162	94	25	15	11	122	46	24	12	13	8	5	0	1	0	2	1	0	0	0	0		

CONTRATTACCO																																						
Nome	Tot.	Tot.%	Eff.%	(+)	(+)%	(#)	(#)%	(#)/S	pos.%	(/)	(/)%	(=)	(=)%	Err.%	Err./S	Quick					Alta					Pipe/Schema					Primo tempo							
																Tot.	#	+	/	=	Tot.	#	+	/	=	Tot.	#	+	/	=	Tot.	#	+	/	=			
Quick	130	35%	40%	19	15%	75	58%	3.3	72%	13	10%	10	8%	18%	1.0																							
Alta	177	48%	13%	33	19%	61	34%	2.7	53%	21	12%	17	10%	21%	1.7																							
Pipe/Schema	2	1%	-100	0	0%	0	0%	0.0	0%	2	100%	0	0%	100%	0.1																							
Primo tempo	37	10%	22%	14	38%	12	32%	0.5	70%	3	8%	1	3%	11%	0.2																							
Totale	368	X	24%	75	20%	159	43%	6.9	---	39	11%	28	8%	18%	2.9																							
n.4 4 GJORGIVJEV	139	13%	25%	24	17%	62	45%	2.7	62%	15	11%	12	9%	20%	0.9	57	33	8	5	5	78	27	15	9	7	1	0	0	1	0	0	0	0	0	0	0		
n.1 13 SIMOVSKI	1	1%	0%	1	100%	0	0%	0.0	100%	0	0%	0	0%	0%	0.0	0	0	0	0	0	0	0	0	0	0	0	0	0	0	0	0	0	0	0	0	0		
n.5 5 MILEV	0	0%	0%	0	((---	0	((---	---	---	0	((---	0	((---	((---	---	0	0	0	0	0	0	0	0	0	0	0	0	0	0	0	0	0	0	0	0	0	0	
n.8 8 LJAFTOV	41	17%	22%	9	22%	18	44%	0.8	66%	6	15%	3	7%	22%	1.0	16	9	3	3	0	19	6	3	3	3	0	0	0	0	0	0	0	0	0	0	0		
n.1 12 NIKOLOVSKI	0	0%	0%	0	((---	0	((---	0.0	---	0	((---	0	((---	((---	---	0	0	0	0	0	0	0	0	0	0	0	0	0	0	0	0	0	0	0	0	0	0	
n.1 14 ANDONOV	0	1%	0%	0	((---	0	((---	0.0	---	0	((---	0	((---	((---	---	0	0	0	0	0	0	0	0	0	0	0	0	0	0	0	0	0	0	0	0	0	0	
n.1 19 ILIEV	2	1%	0%	0	0%	1	50%	0.1	50%	1	50%	0	0%	50%	5.0	0	0	0	0	0	0	0	0	0	0	0	0	0	0	0	0	0	0	0	0	0	0	
n.3 3 JOSIFOV	33	6%	30%	14	42%	12	36%	0.5	78%	1	3%	1	3%	10%	0.4	0	0	0	0	0	1	0	0	0	0	0	0	0	0	0	0	0	0	26	9	12	1	1
n.7 7 NAKOV	1	0%	100%	0	0%	1	100%	1.0	100%	0	0%	0	0%	0%	0.0	0	0	0	0	0	1	1	0	0	0	0	0	0	0	0	0	0	0	0	0	0	0	
n.1 10 KLOPCHESKI	12	5%	17%	3	25%	3	25%	2.7	62%	1	8%	0	0%	0%	0.0	0	0	0	0	0	0	0	0	0	0	0	0	0	0	0	0	0	0	9	3	1	1	0
n.1 12 NIKOLOVSKI	0	0%	0%	0	((---	0	((---	2.7	62%	0	((---	0	((---	((---	---	0	0	0	0	0	0	0	0	0	0	0	0	0	0	0	0	0	0	0	0	0	0	

Total Print Composition - _P12 - 10 - Distribuzione 1

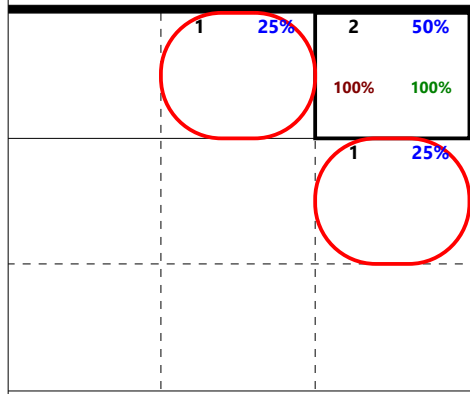
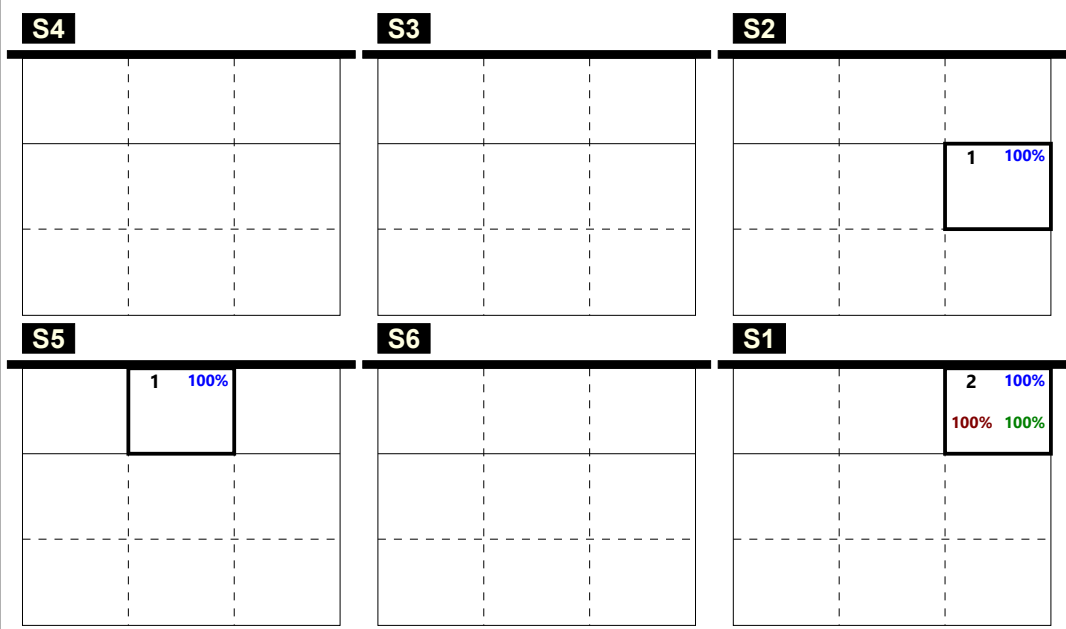
Total Zone Chart analysis



Total events Total events %
Efficiency % Events # in %

DISTRIBUZIONE RICEZIONE #,+

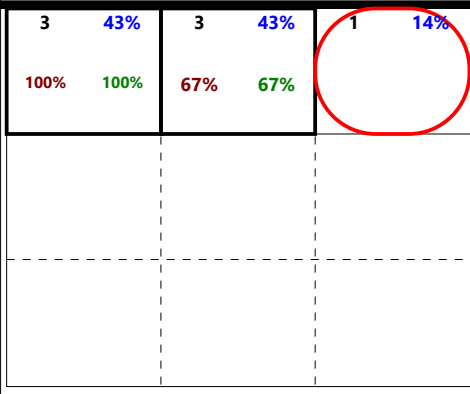

Total Zone Chart analysis



Total events Total events %
Efficiency % Events # in %

DISTRIBUZIONE RICEZIONE #

Total Zone Chart analysis



Total events Total events %
Efficiency % Events # in %

DISTRIBUZIONE R +

Total Print Composition - _P12 - 11 - Distribuzione 2

Total Zone Chart analysis

S4	S3	S2
1 100%	1 50%	4 100% -75%
	1 50% 100% 100%	
S5	S6	S1
2 50% 2 50% 50% 50% 50% 50%	2 100% 100% 100%	2 50% 1 25% 1 25% 50% 50% -100
Total events Total events % Efficiency % Events # in %		

7 41% -29% 14%	4 24% 25% 25%	5 29% 40% 60%
		1 6% 100% 100%

Total events Total events %
Efficiency % Events # in %

DISTRIBUZIONE RICEZIONE !

Total Zone Chart analysis

S4	S3	S2
1 100% 100% 100%		
S5	S6	S1
1 100% -100		
Total events Total events % Efficiency % Events # in %		

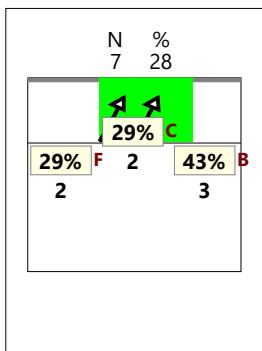
	1 50% -100%
	1 50% 100% 100%

Total events Total events %
Efficiency % Events # in %

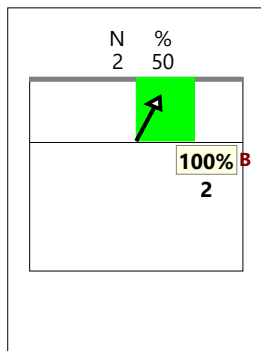
DISTRIBUZIONE RICEZIONE -

CHIAMATA 1 totale (K1 + KH)

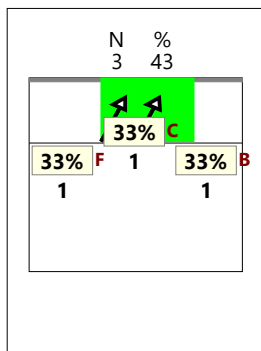
TOTALE



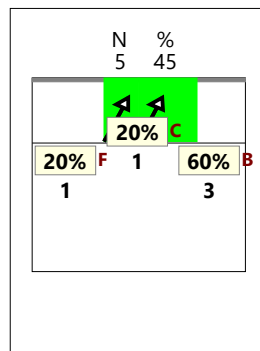
RICEZIONE



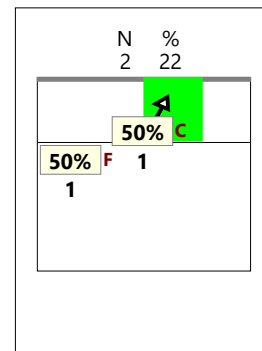
RICEZIONE +




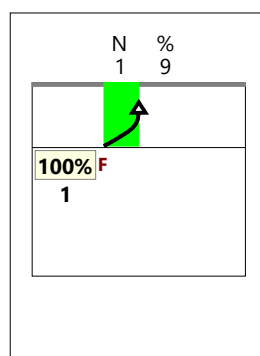
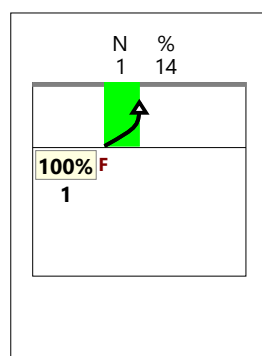

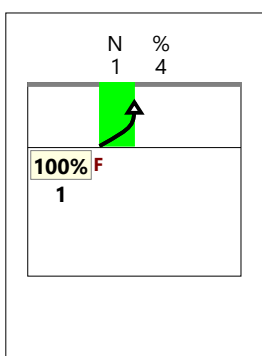
RICEZIONE # +




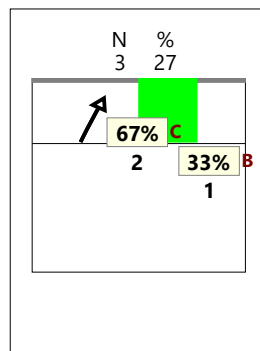
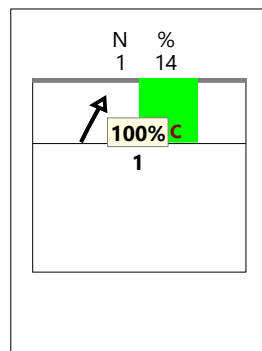
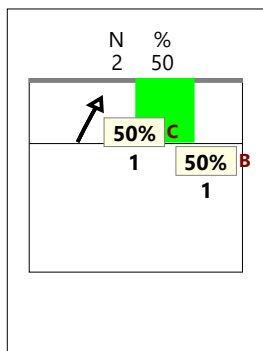
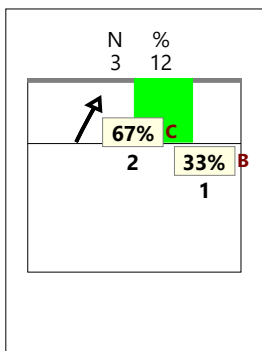
RICEZIONE !





CHIAMATA 2 totale (K2 + KW)



CHIAMATA 7 totale (K7 + KX)

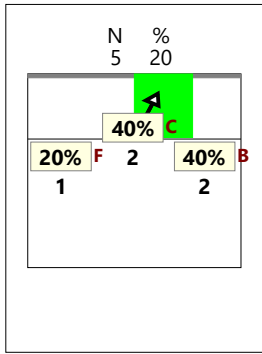


CHIAMATA CC totale (KD + KJ)

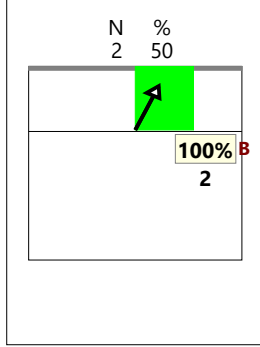


CHIAMATA 1 classica (K1)

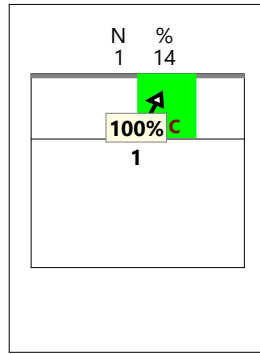
TOTALE



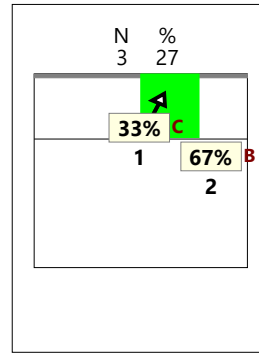
RICEZIONE



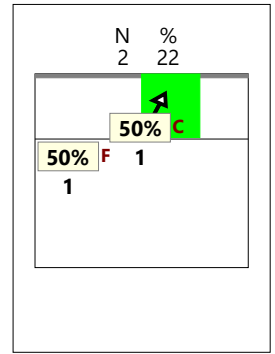
RICEZIONE +




RICEZIONE # +




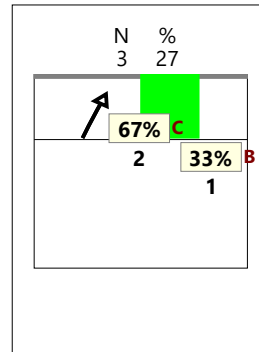
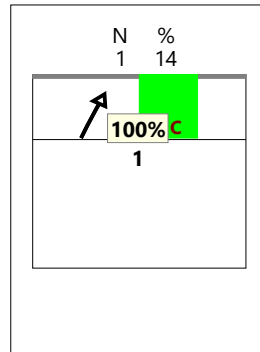
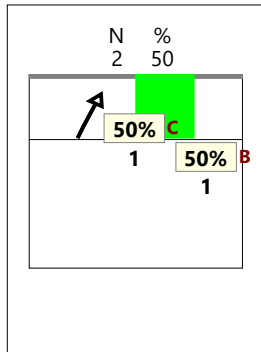
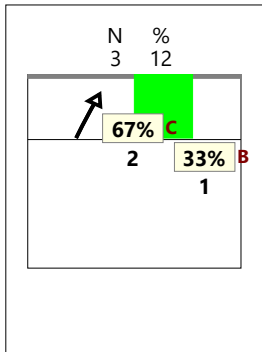
RICEZIONE !




CHIAMATA 2 classica (K2)



CHIAMATA 7 classica (K7)



CHIAMATA CC classica (KD)



CHIAMATA 1 Centro rete (KH)


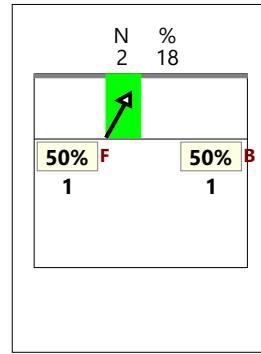
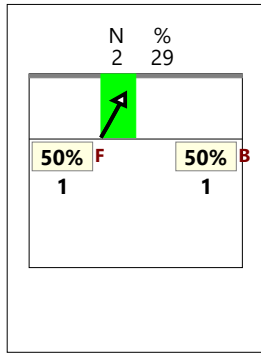
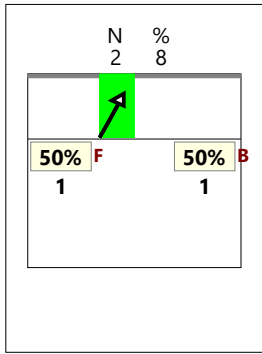
TOTALE

RICEZIONE #


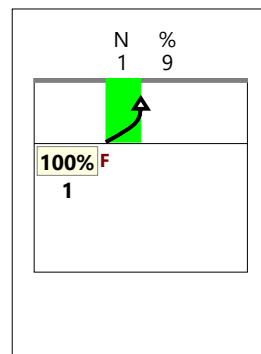
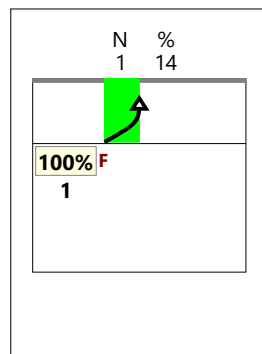

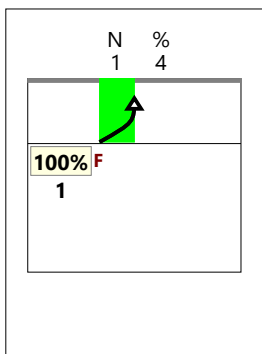
RICEZIONE +

RICEZIONE # +









RICEZIONE !



CHIAMATA 2 Centro rete (KW)




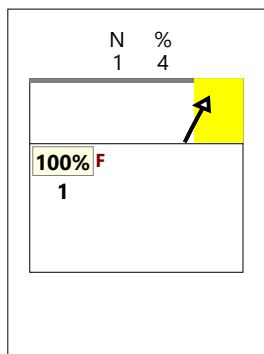
CHIAMATA 7 Centro rete (KX)



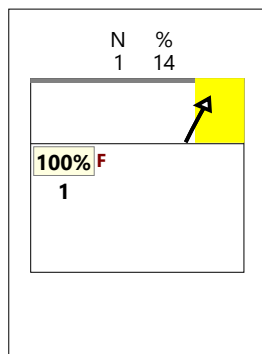
TOTALE

VERSO Z2

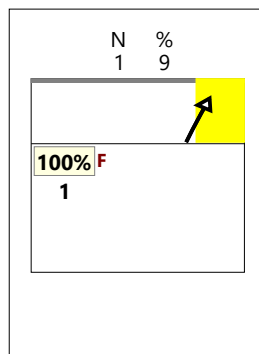
centrale vicino (KM) RICEZIONE #



RICEZIONE +



RICEZIONE #,+




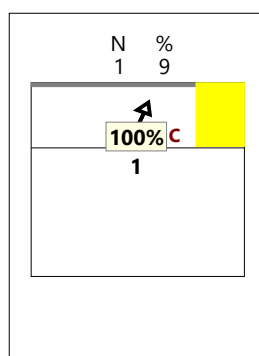
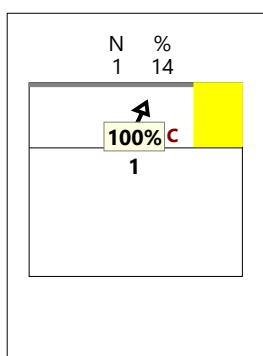

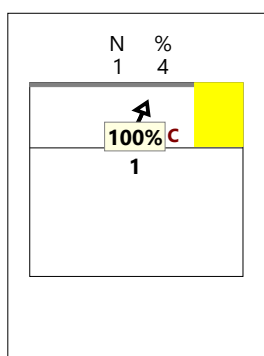
RICEZIONE !

VERSO Z2

centrale dietro (KA)


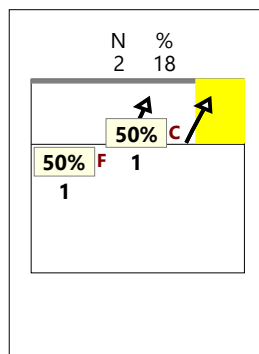
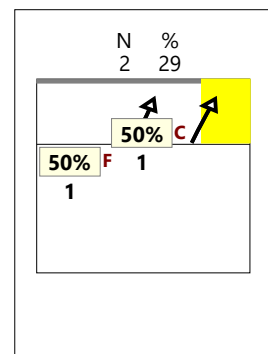

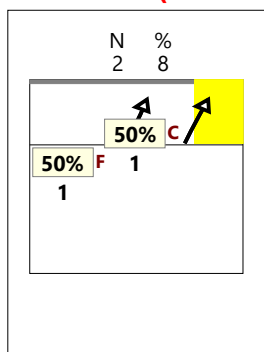
VERSO Z2

centrale lontano (KC)



VERSO Z2

TOTALE (KM KA KC)



TOTALE

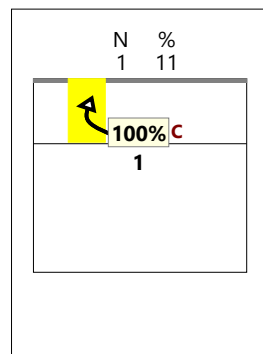



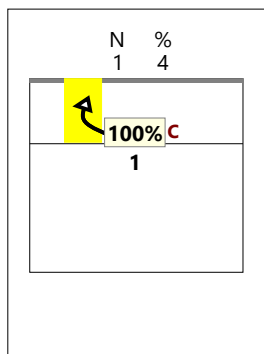
VERSO Z4

centrale avanti (KP) RICEZIONE #

RICEZIONE +




RICEZIONE #,+

RICEZIONE !







VERSO Z4

centrale dietro (KQ)



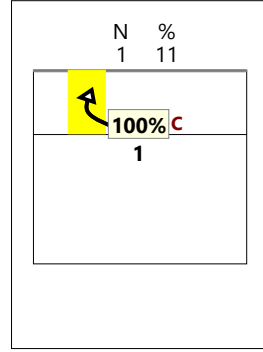



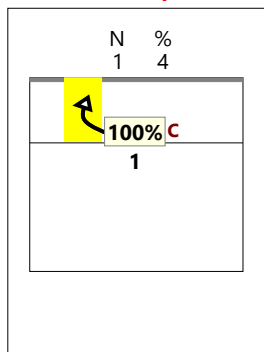
VERSO Z4

centrale lontano (KS)



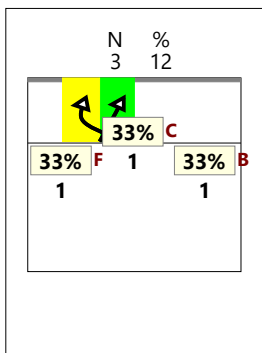
VERSO Z4

TOTALE (KP KQ KS)



CHIAMATA 1 centro rete e verso 4 (KH + KP)

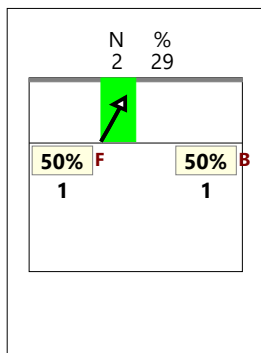
TOTALE



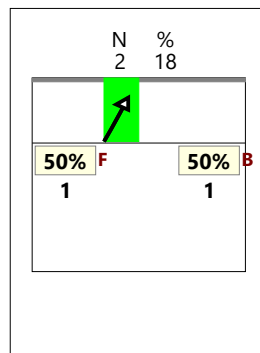
RICEZIONE



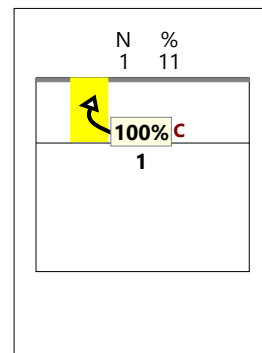
RICEZIONE +




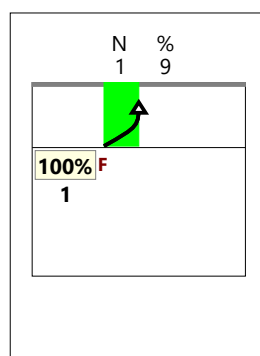
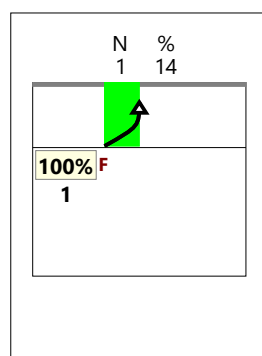

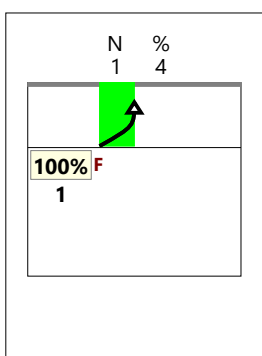
RICEZIONE # +







RICEZIONE !



CHIAMATA 2 centro rete e verso 4 (KW + KQ)

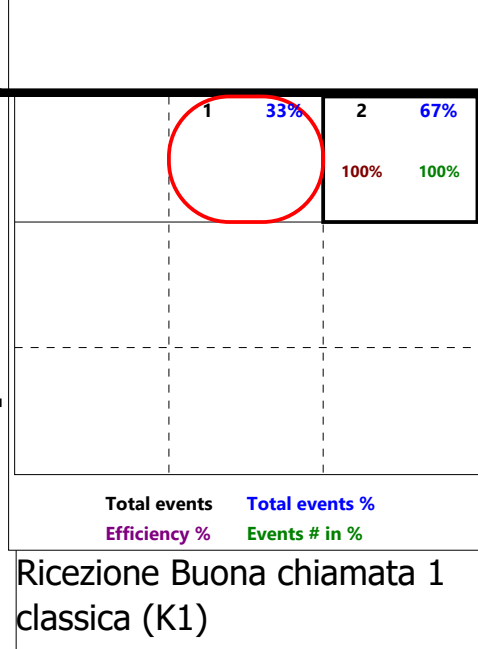
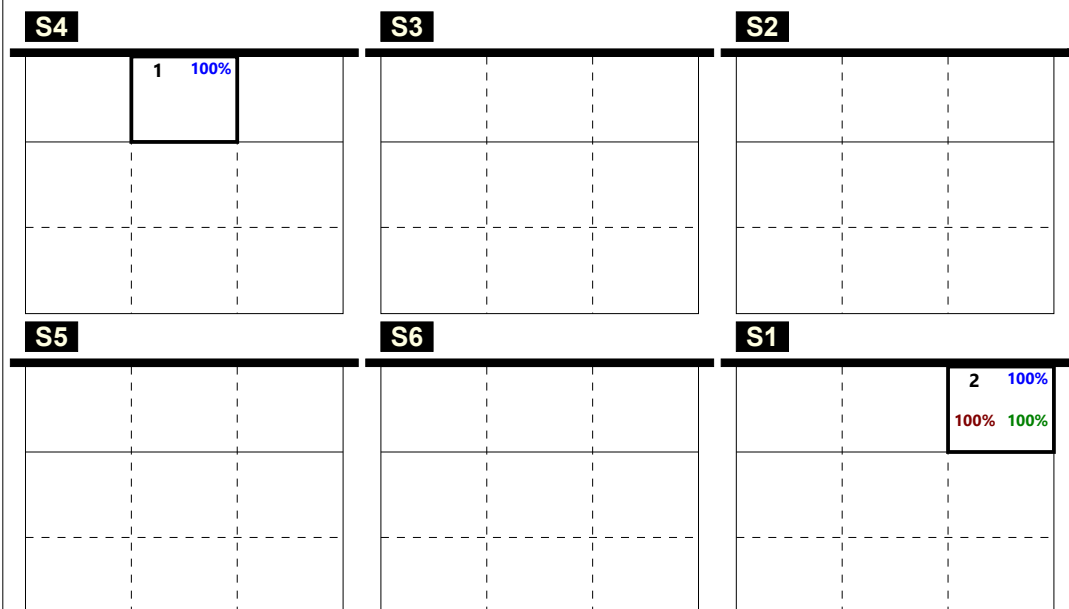


CHIAMATA 7 centro rete e verso 4 (KX + KS + KJ)

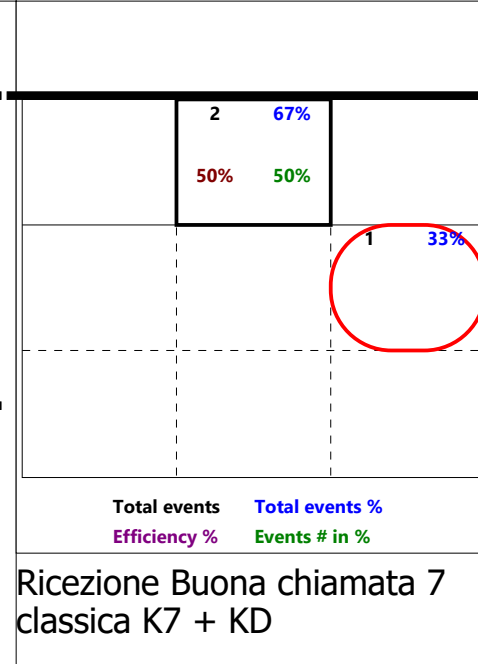
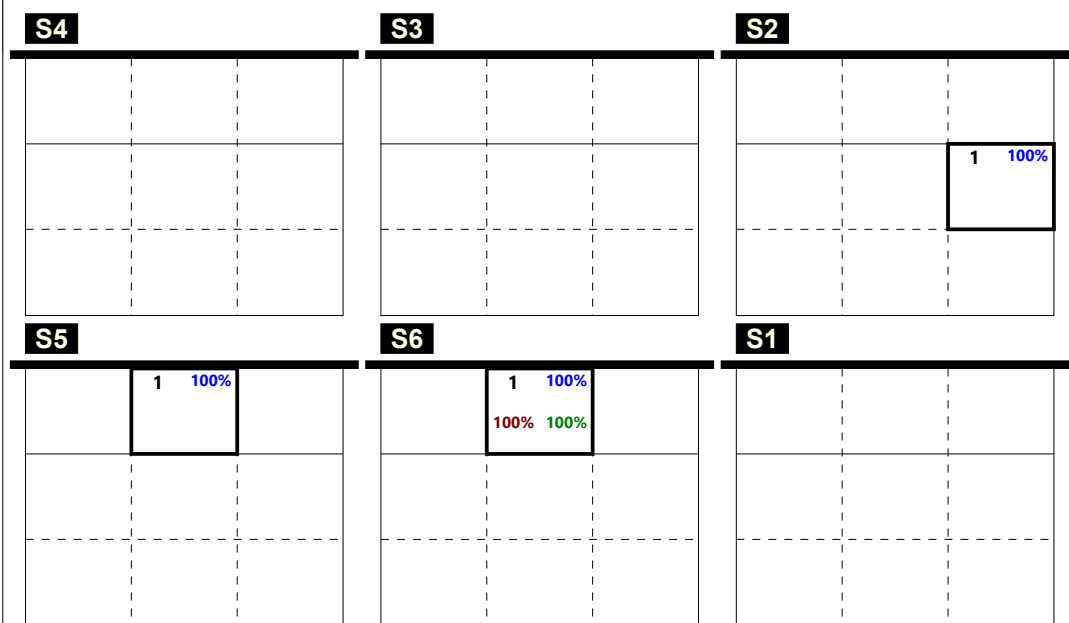


Total Print Composition - 19 - Distribuzione chiamata 1, 7 e 2 classica su #+ per rotazione

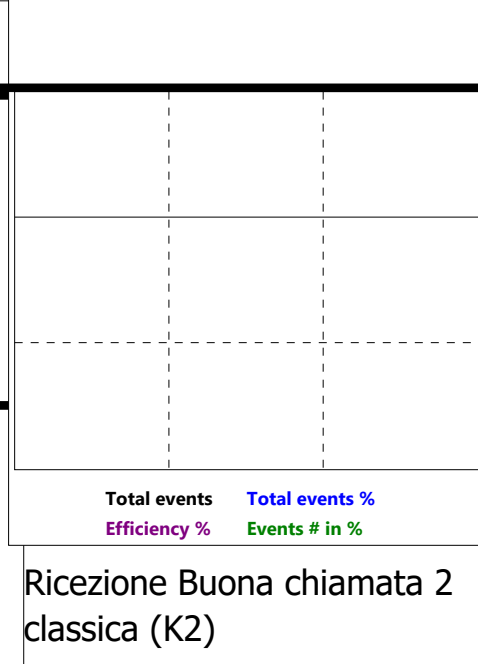

Total Zone Chart analysis



Total Zone Chart analysis



Total Zone Chart analysis



Total events Total events %
Efficiency % Events # in %

Total Print Composition - 20 - Distribuzione chiamata 1, 7 e 2 centro rete su #+ per rotazione

Total Zone Chart analysis

S4	S3	S2
		1 100% 100% 100%
S5	S6	S1
		1 100%

1 50%		1 50%
100% 100%		

Total events Total events %
Efficiency % Events # in %

Ricezione Buona chiamata 1
centro rete (KH)

Total Zone Chart analysis

S4	S3	S2
S5	S6	S1

Total events Total events %
Efficiency % Events # in %

Ricezione Buona chiamata 7
centro rete KX + KJ

Total Zone Chart analysis

S4	S3	S2
	1 100% 100% 100%	
S5	S6	S1

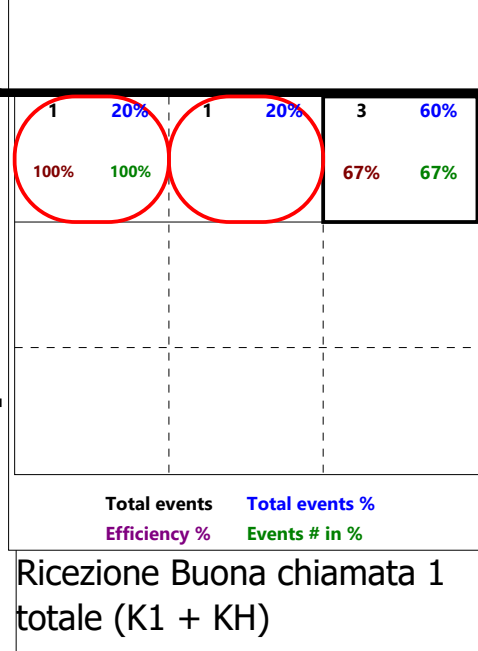

Total events Total events %
Efficiency % Events # in %

Ricezione Buona chiamata 2
centro rete (KW)

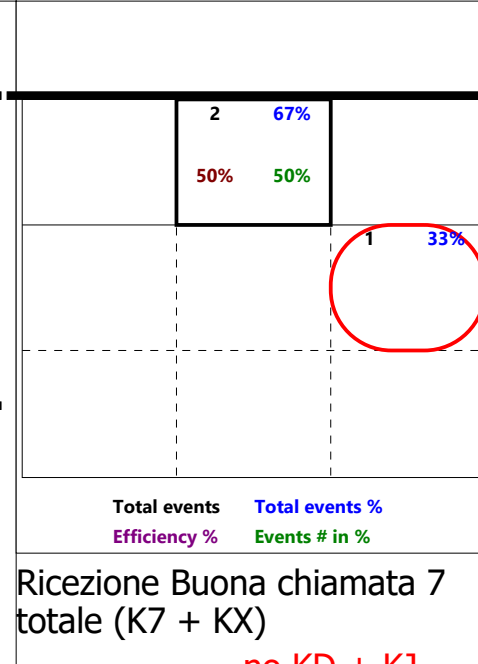
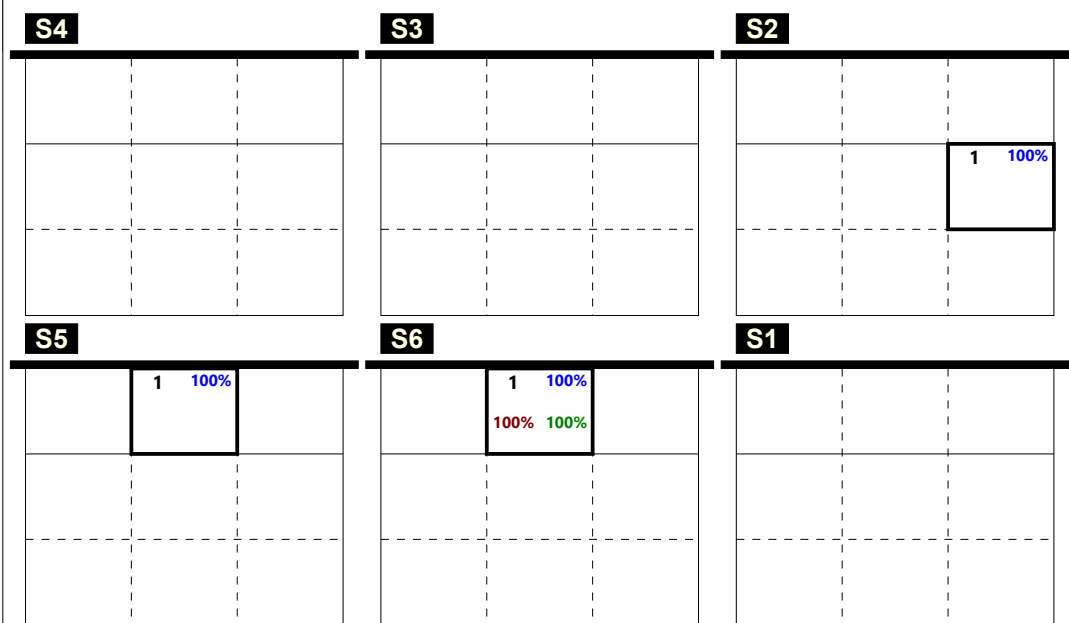
Total events Total events %
Efficiency % Events # in %

Total Print Composition - 21 - Distribuzione totale chiamata 1, 2 e 7 (classica + centro rete) su #+ per rotazione

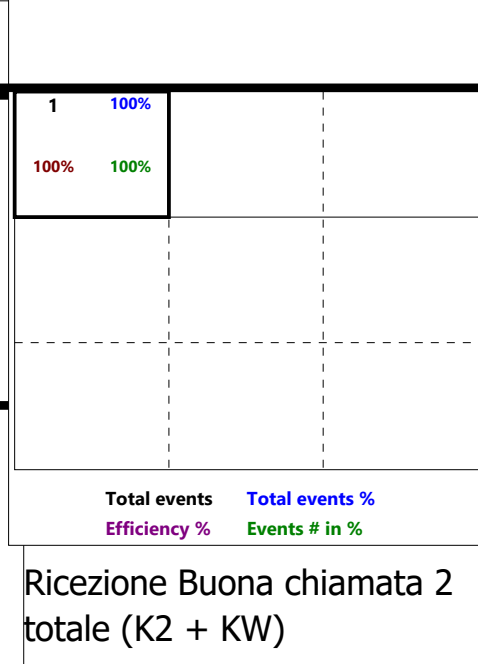

Total Zone Chart analysis



Total Zone Chart analysis



Total Zone Chart analysis



Total events **Total events %**
Efficiency % **Events # in %**

Total Print Composition - 22 - Distribuzione verso 2 su #+ per rotazione

Total Zone Chart analysis

S4	S3	S2
	1 100% 100% 100%	
S5	S6	S1

1 100% 100% 100%		
Total events Total events % Efficiency % Events # in %		
Ricezione Buona verso 2 centrale vicino (KM)		

Total Zone Chart analysis

S4	S3	S2
S5	S6	S1
	1 100% 100% 100%	

	1 100% 100% 100%	
Total events Total events % Efficiency % Events # in %		
Ricezione Buona verso 2 centrale lontano (KC)		

Total Zone Chart analysis

S4	S3	S2
S5	S6	S1

Total events Total events % Efficiency % Events # in %		
Ricezione Buona verso 2 centrale dietro (KA)		

Total events Total events %
Efficiency % Events # in %

Total Print Composition - 24 - Distribuzione verso 4 su #+ per rotazione

Total Zone Chart analysis

S4	S3	S2
S5	S6	S1

Total events Total events % Efficiency % Events # in %
Ricezione Buona verso 4 centrale vicino (KP)

Total Zone Chart analysis

S4	S3	S2
S5	S6	S1

Total events Total events % Efficiency % Events # in %
Ricezione Buona verso 4 centrale lontano (KS)

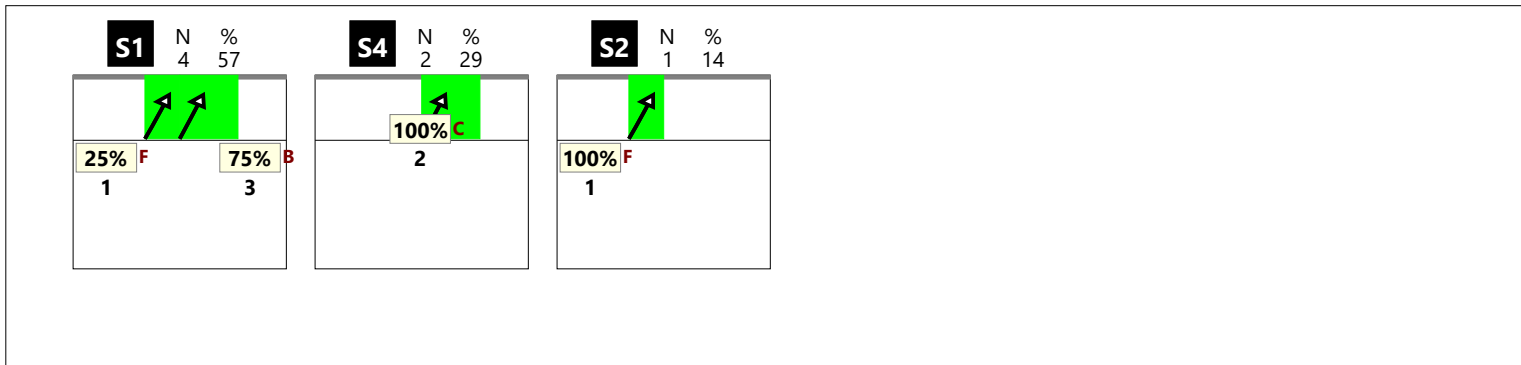
Total Zone Chart analysis

S4	S3	S2
S5	S6	S1


Total events Total events % Efficiency % Events # in %
Ricezione Buona verso 4 centrale dietro (KQ)

Total events Total events %
 Efficiency % Events # in %

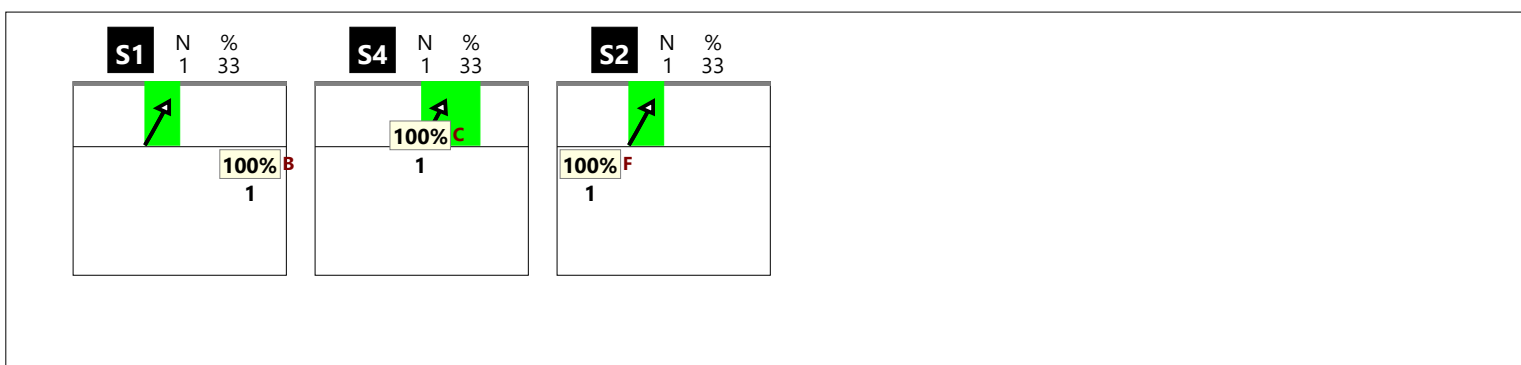
RICEZIONE TOTALE CHIAMATA 1 totale (K1 + KH)



RICEZIONE # CHIAMATA 1 totale (K1 + KH)



RICEZIONE + CHIAMATA 1 totale (K1 + KH)




RICEZIONE ! CHIAMATA 1 totale (K1 + KH)



RICEZIONE TOTALE CHIAMATA 1 classica (K1)




RICEZIONE # CHIAMATA 1 classica (K1)





RICEZIONE + CHIAMATA 1 classica (K1)



RICEZIONE ! CHIAMATA 1 classica (K1)





RICEZIONE TOTALE CHIAMATA 1 centro rete (KH)

S1	N	%	S2	N	%
	1	50		1	50
100% B			100% F		
1			1		

RICEZIONE # CHIAMATA 1 centro rete (KH)

--	--	--	--	--	--

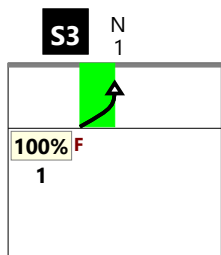
RICEZIONE + CHIAMATA 1 centro rete (KH)

S1	N	%	S2	N	%
	1	50		1	50
100% B			100% F		
1			1		

RICEZIONE ! CHIAMATA 1 centro rete (KH)

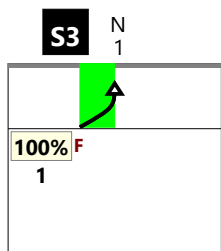
--	--	--	--	--	--

RICEZIONE TOTALE CHIAMATA 2 totale (K2 + KW)




RICEZIONE # CHIAMATA 2 totale (K2 + KW)

RICEZIONE + CHIAMATA 2 totale (K2 + KW)




RICEZIONE ! CHIAMATA 2 totale (K2 + KW)


RICEZIONE TOTALE CHIAMATA 2 classica (K2)




RICEZIONE # CHIAMATA 2 classica (K2)



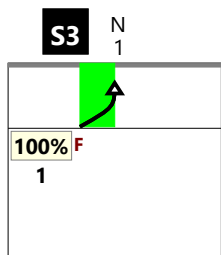
RICEZIONE + CHIAMATA 2 classica (K2)



RICEZIONE ! CHIAMATA 2 classica (K2)

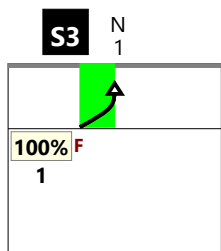


RICEZIONE TOTALE CHIAMATA 2 centro rete (KW)



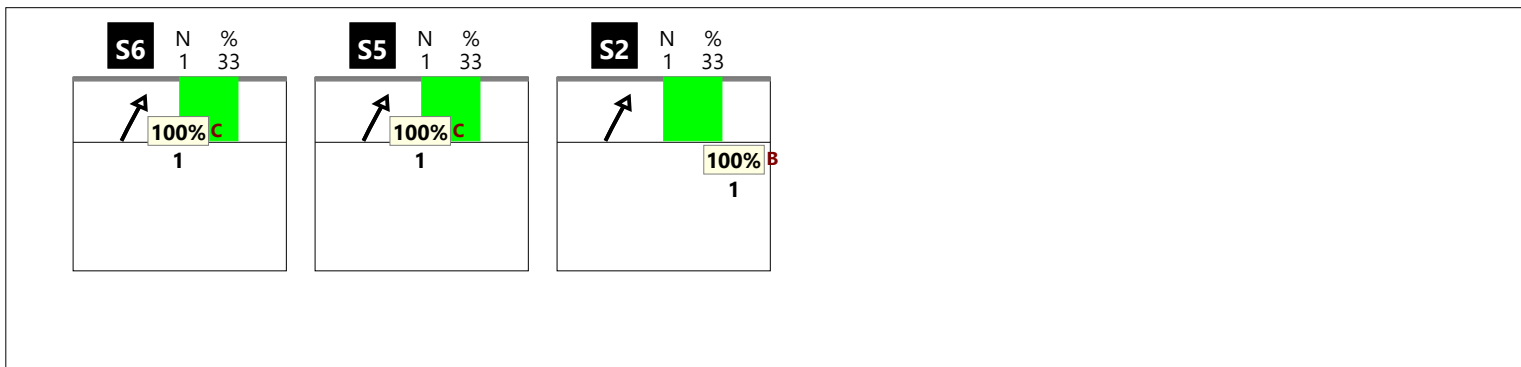
RICEZIONE # CHIAMATA 2 centro rete (KW)

RICEZIONE + CHIAMATA 2 centro rete (KW)




RICEZIONE ! CHIAMATA 2 centro rete (KW)


RICEZIONE TOTALE CHIAMATA 7 totale (K7 + KX + KD + KJ)




RICEZIONE # CHIAMATA 7 totale (K7 + KX + KD + KJ)



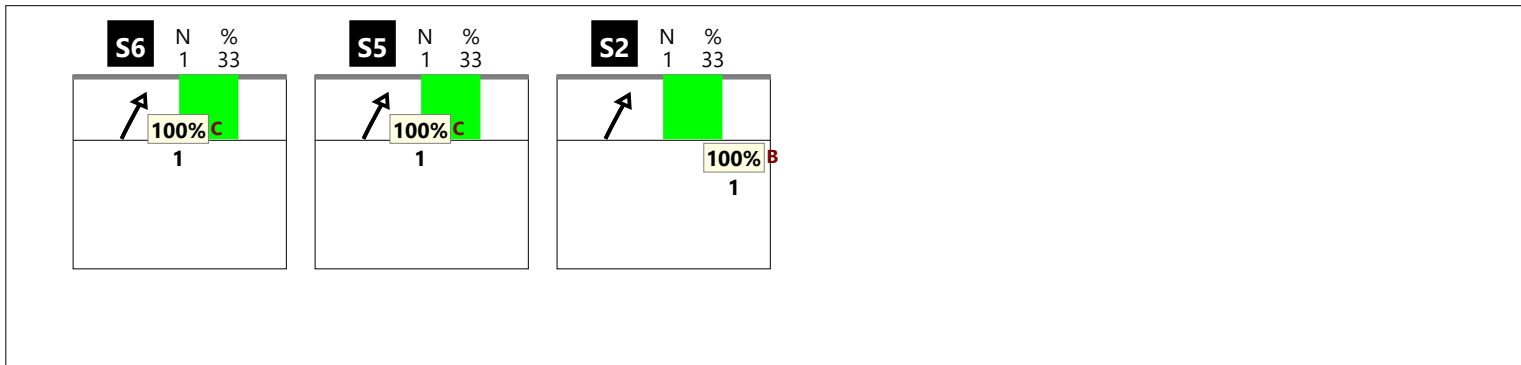
RICEZIONE + CHIAMATA 7 totale (K7 + KX + KD + KJ)




RICEZIONE ! CHIAMATA 7 totale (K7 + KX + KD + KJ)



RICEZIONE TOTALE CHIAMATA 7 classica (K7 + KD)




RICEZIONE # CHIAMATA 7 classica (K7 + KD)



RICEZIONE + CHIAMATA 7 classica (K7 + KD)



RICEZIONE ! CHIAMATA 7 classica (K7 + KD)



RICEZIONE TOTALE CHIAMATA 7 centro rete (KX + KJ)

--

RICEZIONE # CHIAMATA 7 centro rete (KX + KJ)

--

RICEZIONE + CHIAMATA 7 centro rete (KX + KJ)


--

--


RICEZIONE TOTALE CHIAMATA KC




RICEZIONE # CHIAMATA KC



RICEZIONE + CHIAMATA KC



RICEZIONE ! CHIAMATA KC



RICEZIONE TOTALE CHIAMATA KM

S3 N 1	
100% F 1	

RICEZIONE # CHIAMATA KM

RICEZIONE + CHIAMATA KM

S3 N 1	
100% F 1	

RICEZIONE ! CHIAMATA KM

RICEZIONE TOTALE CHIAMATA KA

--

RICEZIONE # CHIAMATA KA

--

RICEZIONE + CHIAMATA KA

--

RICEZIONE ! CHIAMATA KA

--

RICEZIONE TOTALE CHIAMATA KP

S5	N 1
A	100% C
	1

RICEZIONE # CHIAMATA KP

--	--

RICEZIONE + CHIAMATA KP

--	--

RICEZIONE ! CHIAMATA KP

S5	N 1
A	100% C
	1

RICEZIONE TOTALE CHIAMATA KS

--

RICEZIONE # CHIAMATA KS

--

RICEZIONE + CHIAMATA KS

--

RICEZIONE ! CHIAMATA KS

--

RICEZIONE TOTALE CHIAMATA KQ

--

RICEZIONE # CHIAMATA KQ

--

RICEZIONE + CHIAMATA KQ

--

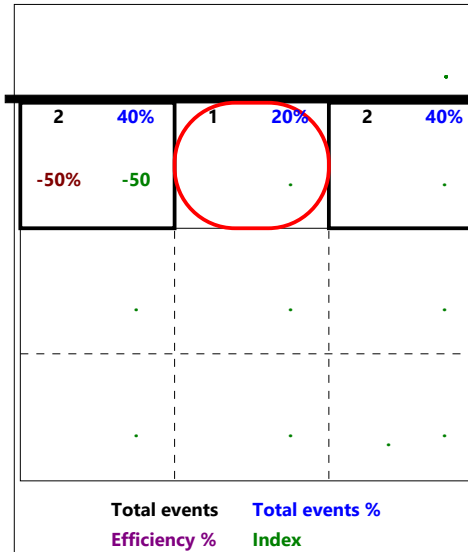
RICEZIONE ! CHIAMATA KQ

--

DISTRIBUZIONE PER ZONE DI RICEZIONE

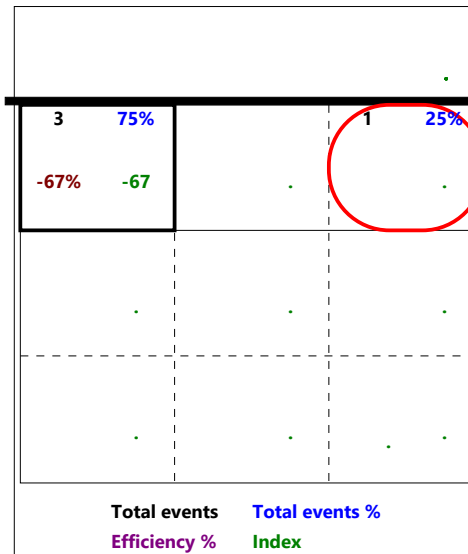

RICEZIONE ESCLAMATIVA IN ZONA 1

Total Zone Chart analysis



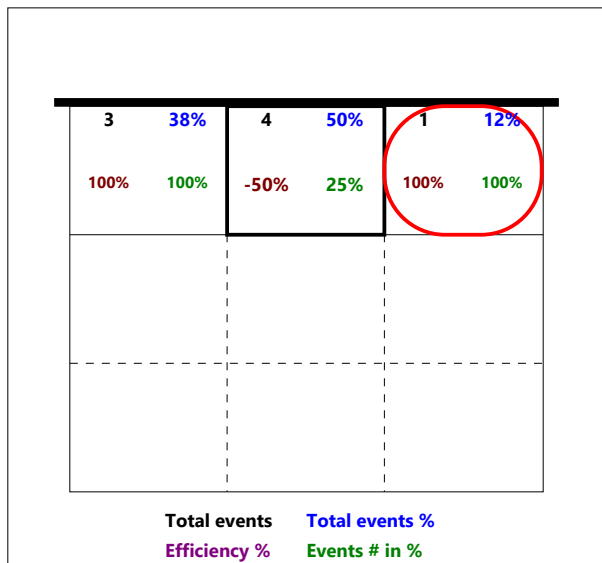
RICEZIONE ESCLAMATIVA IN ZONA 5

Total Zone Chart analysis

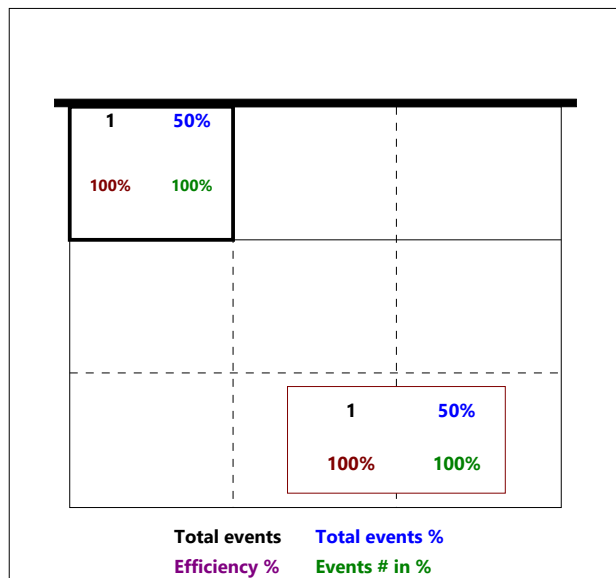


DISTRIBUZIONE PER ZONE DI RICEZIONE

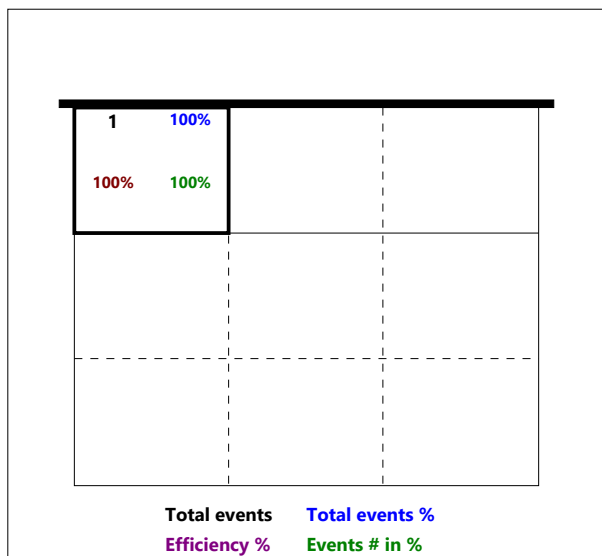
RICEZIONE BUONA DA ZONA 6



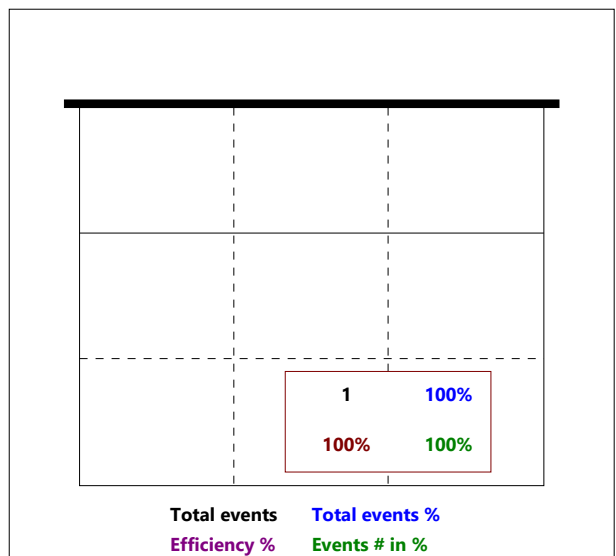
RICEZIONE CORTA TOTALE




RICEZIONE CORTA Z2



RICEZIONE CORTA Z3



RICEZIONE CORTA Z4



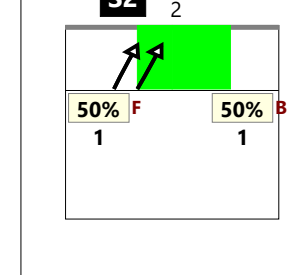
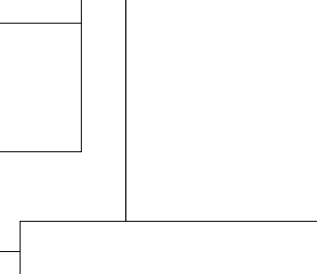
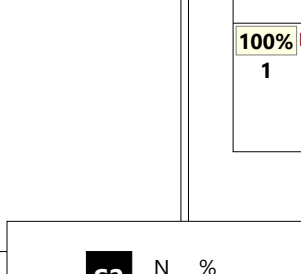

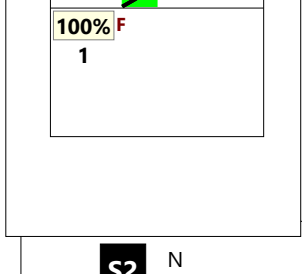
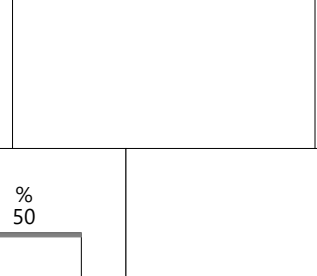
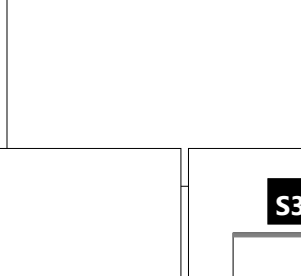
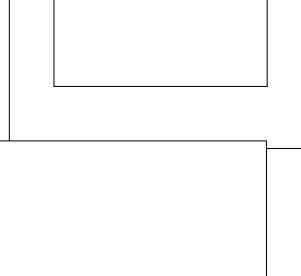
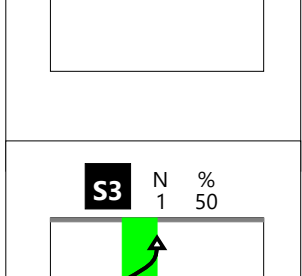

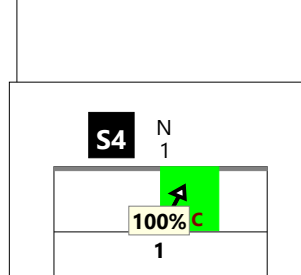
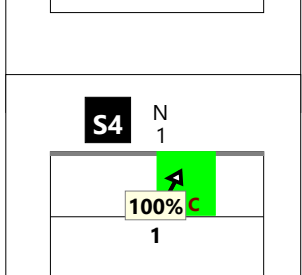

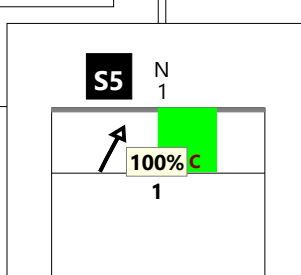
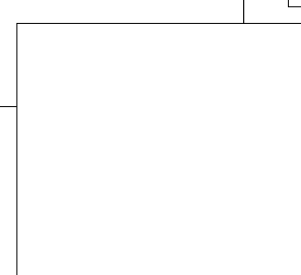
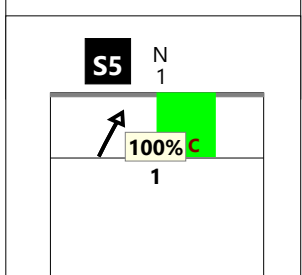

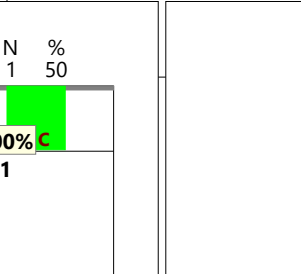
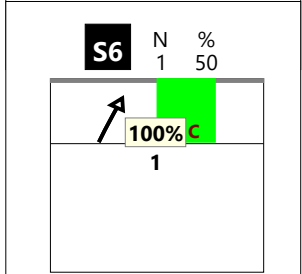


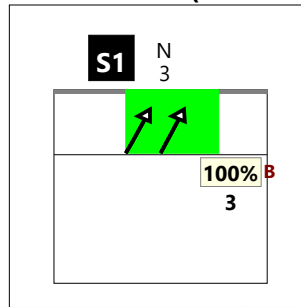
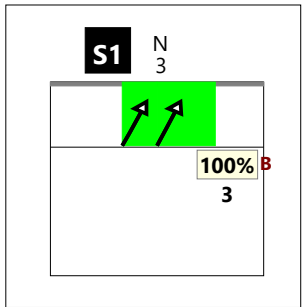
Total Print Composition - 44 - Distribuzione su ricezione regolare per rotazione

Totale

Chiamata 1 (K1 + KH)

Chiamata 7 (K7 + KX)

Chiamata 2 (K2 + KW)




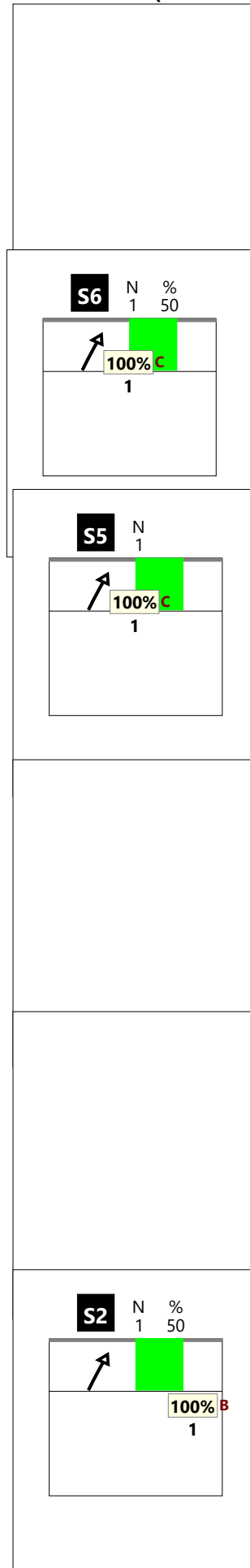
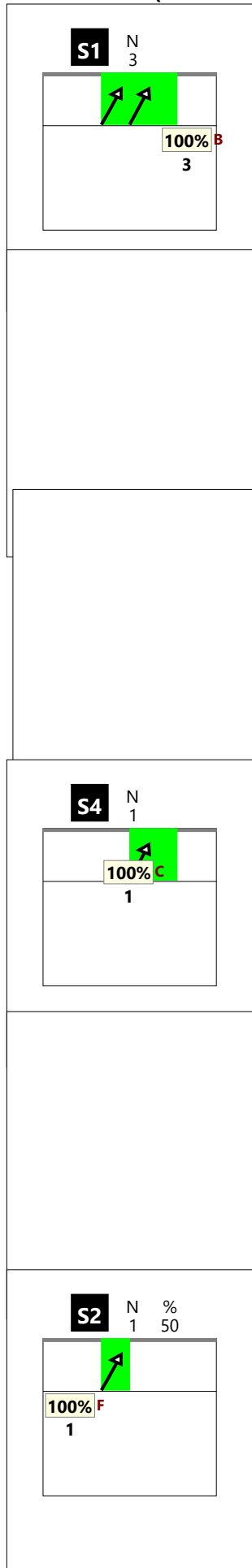
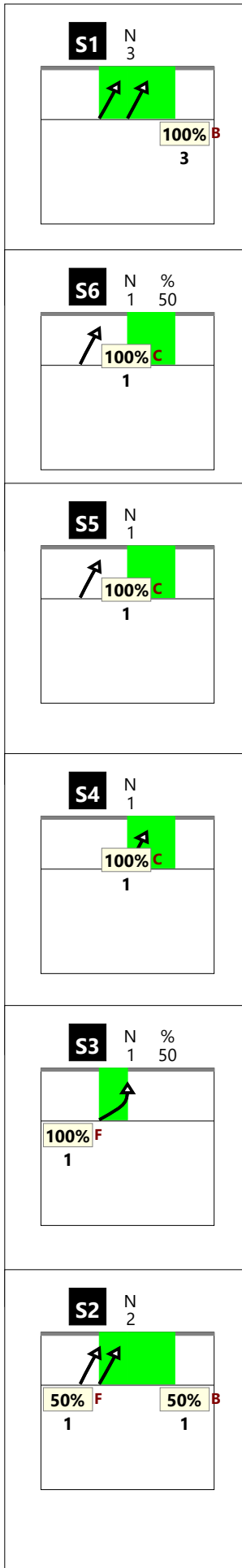
Total Print Composition - 45 - Distribuzione su ricezione buona per basi

Totale

Chiamata 1 (K1 + KH)

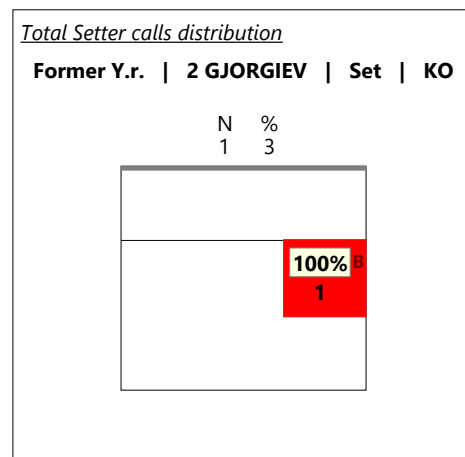

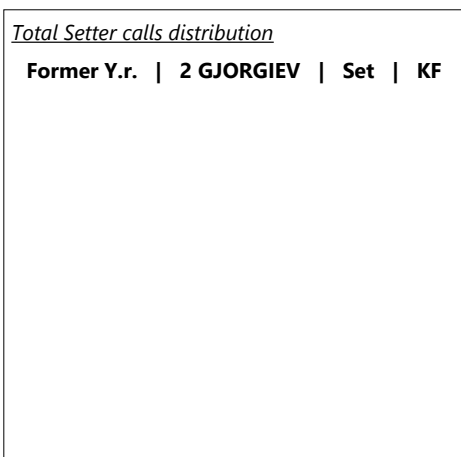
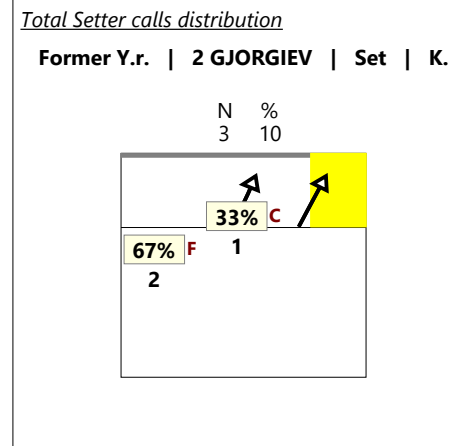

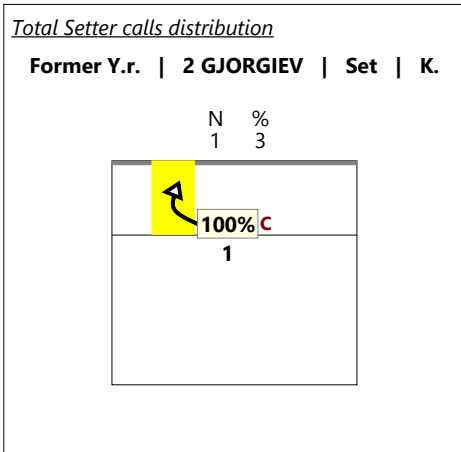
Chiamata 7 (K7 + KX)

Chiamata 2 (K2 + KW)

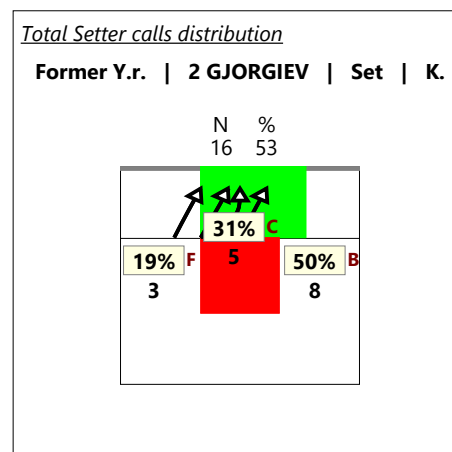
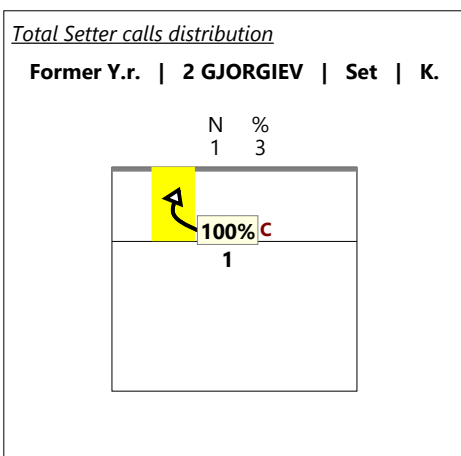


Distribuzione per zone di alzata


(cambio palla)



*solo zona centrale

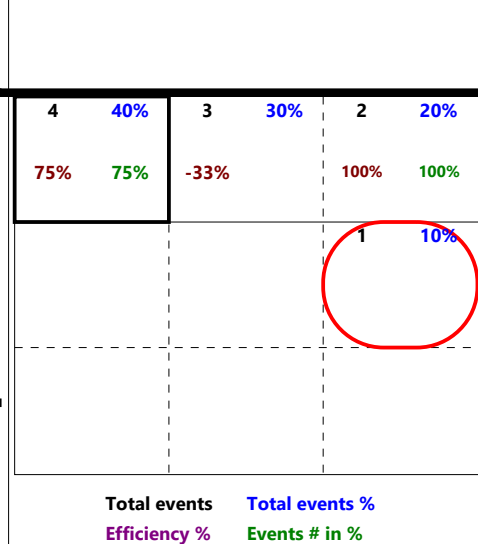
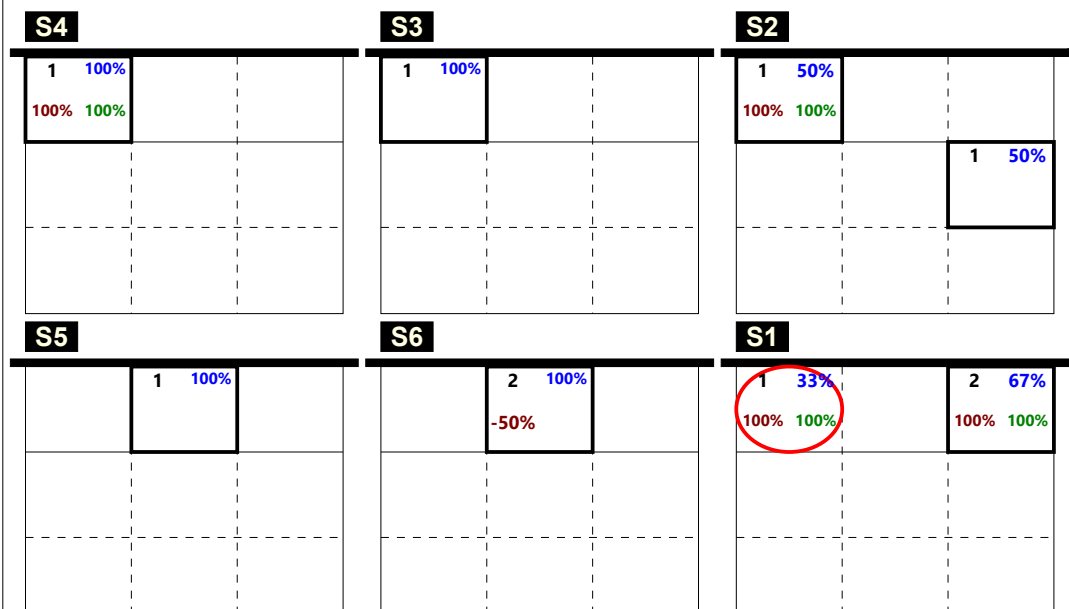


*solo zona centrale



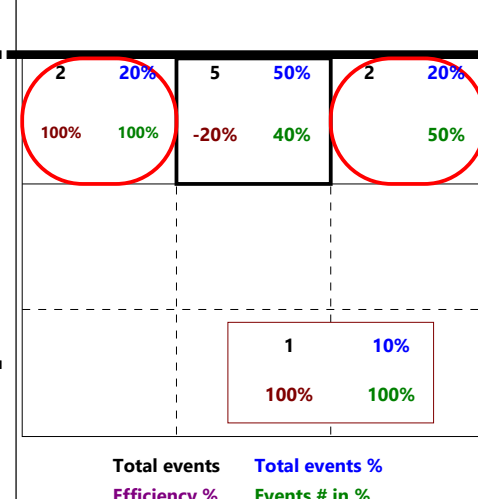
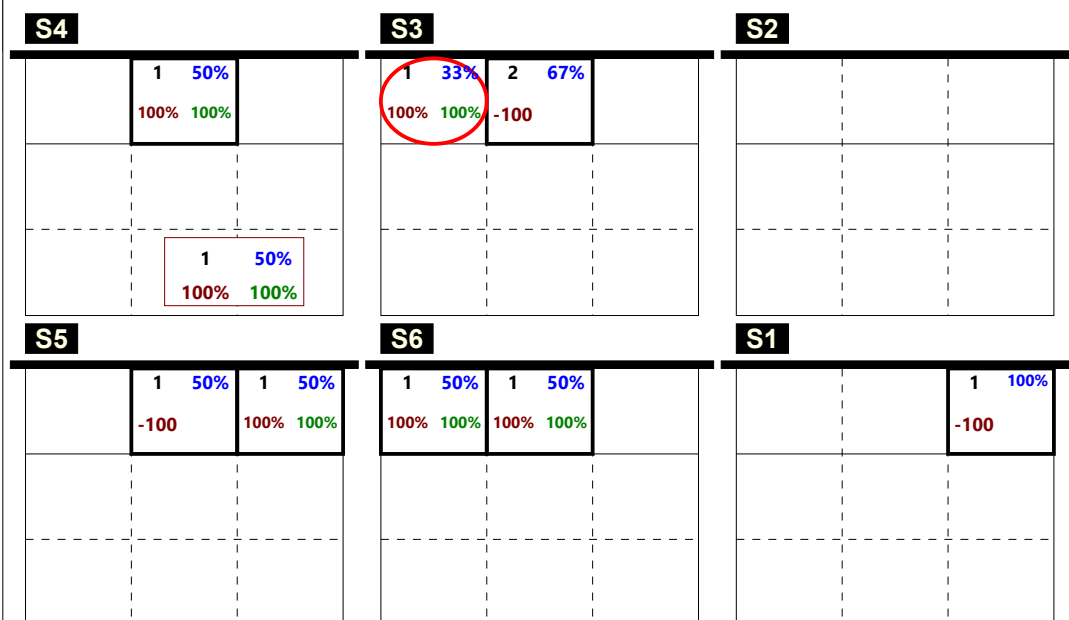
Total Print Composition - 47 - Distribuzione per ruolo del ricettore

Total Zone Chart analysis



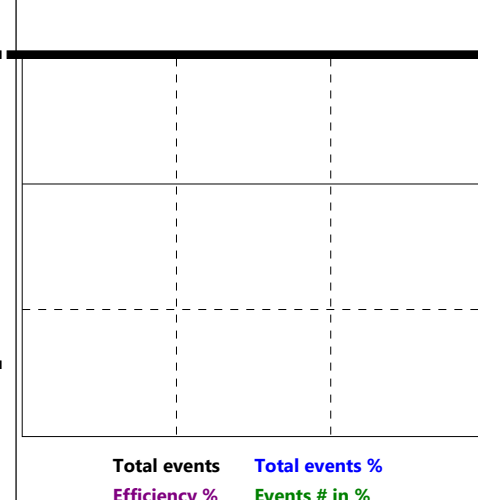

Ricezione buona del
martello 1^a linea

Total Zone Chart analysis



Ricezione buona del
martello 2^a linea

Total Zone Chart analysis



Ricezione buona del
centrale




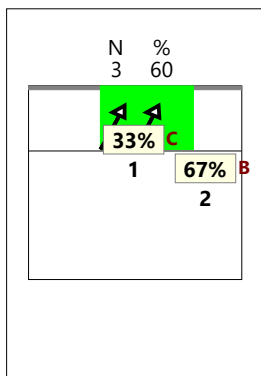
Total events Total events %
 Efficiency % Events # in %

Chiamata 1 (K1 + KH)


Chiamata 7 (K7 + KX)

Chiamata 2 (K2 + KW)


Chiamata CC (KD + KJ)



Verso 2



Verso 4



Staccata

