

Formazioni iniziali e rotazioni di partenza

Formazioni iniziali

| Giocatore | Set gi | Titolar | Alzat | 1° ma | 2° ce | Oppo | 2° ma | 1° ce | Batt. M | Batt. Q | Rice | Att |
|---------------|--------|---------|-------|-------|-------|------|-------|-------|---------|---------|------|-----|
| Former Y.r. | 12 | 72 | 12 | 12 | 12 | 12 | 12 | 12 | 167 | 70 | 243 | 320 |
| 18 MIHAILOV | 12 | . | . | . | . | . | . | . | 0 | 0 | 74 | 0 |
| 1 ANGELOVSKI | 6 | . | . | . | . | . | . | . | 0 | 0 | 0 | 0 |
| 5 MILEV | 12 | 12 | . | 12 | . | . | . | . | 33 | 0 | 74 | 59 |
| 8 LJAFTOV | 12 | 11 | . | . | . | . | 11 | . | 8 | 25 | 81 | 43 |
| 14 ANDONOV | 4 | 1 | . | . | . | . | 1 | . | 0 | 6 | 12 | 6 |
| 4 GJORGIJEV | 12 | 12 | . | . | . | 12 | . | . | 2 | 36 | 1 | 137 |
| 3 JOSIFOV | 12 | 12 | . | . | . | . | . | 12 | 38 | 0 | 1 | 41 |
| 10 KLOPCHESKI | 12 | 11 | . | . | 11 | . | . | . | 36 | 0 | 0 | 25 |
| 13 SIMOVSKI | 1 | . | . | . | . | . | . | . | 1 | 0 | 0 | 1 |
| 2 GJORGIEV | 9 | 6 | 6 | . | . | . | . | . | 16 | 3 | 0 | 4 |
| 6 DESPOTOVSKI | 10 | 7 | 6 | . | 1 | . | . | . | 32 | 0 | 0 | 4 |
| 11 NIKOLOV | 2 | . | . | . | . | . | . | . | 1 | 0 | 0 | 0 |

Rotazioni di partenza

| Totale | Tutti i set | 1. set | 2. set | 3. set | 4. set | 5. set |
|--------------|-------------|--------|--------|--------|--------|--------|
| | . 7 1 | . 2 . | . . . | . 2 . | . 1 1 | . 2 . |
| | 7 7 2 | 3 1 . | 3 1 2 | 1 3 . | . 2 . | . . . |
| In battuta | Tutti i set | 1. set | 2. set | 3. set | 4. set | 5. set |
| | . 3 1 | . 1 . | . . . | . 1 . | . . 1 | . 1 . |
| | 5 2 1 | 2 . . | 2 . 1 | 1 1 . | . 1 . | . . . |
| In ricezione | Tutti i set | 1. set | 2. set | 3. set | 4. set | 5. set |
| | . 4 . | . 1 . | . . . | . 1 . | . 1 . | . 1 . |
| | 2 5 1 | 1 1 . | 1 1 1 | . 2 . | . 1 . | . . . |

Total Worksheet - 07 - Battuta

(3) ROU, CZE1, EST16

| BATTUTA TOTALE | | | | | | | | | | | | | | | |
|--------------------|--------|------|------|------|------|------|-----|------|------|------|------|-----|--------|--------|--|
| Nome | Totale | Ind. | (#)% | (/)% | (+)% | Pos% | Ace | Ace/ | (!)% | (-)% | (=)% | (=) | Err./S | Err./A | |
| n.\$ Former Y.r. | 246 | 35 | 4% | 5% | 17% | 26% | 11 | 0.9 | 17% | 43% | 13% | 33 | 2.8 | 3.0 | |
| n.5 5 MILEV | 33 | 33.0 | . | 3% | 15% | 18% | . | 0.0 | 30% | 45% | 6% | 2 | 0.2 | --- | |
| n.8 8 LJAFTOV | 33 | 36.0 | 3% | 12% | 18% | 33% | 1 | 0.1 | 18% | 27% | 21% | 7 | 0.6 | 7.0 | |
| n.12 12 NIKOLOVSKI | . | 0.0 | --- | --- | --- | --- | . | --- | --- | --- | --- | . | --- | --- | |
| n.14 14 ANDONOV | 6 | 26.0 | . | . | 17% | 17% | . | 0.0 | . | 67% | 17% | 1 | 0.3 | --- | |
| n.19 19??? | . | 0.0 | --- | --- | --- | --- | . | --- | --- | --- | --- | . | --- | --- | |
| n.4 4 GJORGJIEV | 38 | 33.0 | 11% | . | 16% | 27% | 4 | 0.3 | 16% | 34% | 24% | 9 | 0.8 | 2.3 | |
| n.13 13 SIMOVSKI | 1 | 50.0 | . | . | 100% | 100% | . | 0.0 | . | . | . | . | 0.0 | --- | |
| n.3 3 JOSIFOV | 48 | 37.0 | 6% | 6% | 17% | 29% | 3 | 0.3 | 23% | 31% | 17% | 8 | 0.7 | 2.7 | |
| n.7 7 NAKOV | . | 0.0 | --- | --- | --- | --- | . | --- | --- | --- | --- | . | --- | --- | |
| n.10 10 KLOPCHESKI | 36 | 39.0 | . | 11% | 25% | 36% | . | 0.1 | 8% | 53% | 3% | 1 | 0.4 | --- | |
| n.2 2 GJORGIEV | 19 | 28.0 | 5% | . | 5% | 10% | 1 | 0.1 | 21% | 47% | 21% | 4 | 0.4 | 4.0 | |
| n.6 6 DESPOTOVSKI | 32 | 37.0 | 6% | 3% | 19% | 28% | 2 | --- | 3% | 66% | 3% | 1 | --- | 0.5 | |

| BATTUTA JUMP | | | | | | | | | | | | | | | |
|--------------------|--------|------|------|------|------|------|-----|------|------|------|------|------|--------|--------|--|
| Nome | Totale | Ind. | (#)% | (/)% | (+)% | Pos% | Ace | Ace/ | (!)% | (-)% | (=)% | Err. | Err./S | Err./A | |
| n.\$ Former Y.r. | 70 | 32 | 0 | 6% | 13% | 19% | 5 | 0.4 | 14% | 31% | 29% | 20 | 1.7 | 4.0 | |
| n.5 5 MILEV | . | . | --- | --- | --- | --- | . | 0.0 | --- | --- | --- | . | 0.0 | --- | |
| n.8 8 LJAFTOV | 25 | 35 | 4% | 16% | 8% | 28% | 1 | 0.1 | 16% | 28% | 28% | 7 | 0.6 | 7.0 | |
| n.12 12 NIKOLOVSKI | . | . | --- | --- | --- | --- | . | --- | --- | --- | --- | . | --- | --- | |
| n.14 14 ANDONOV | 6 | 26 | . | . | 17% | 17% | . | 0.0 | . | 67% | 17% | 1 | 0.3 | --- | |
| n.19 19??? | . | . | --- | --- | --- | --- | . | --- | --- | --- | --- | . | --- | --- | |
| n.4 4 GJORGJIEV | 36 | 34 | 11% | . | 17% | 28% | 4 | --- | 17% | 31% | 25% | 9 | --- | 2.3 | |
| n.13 13 SIMOVSKI | . | . | --- | --- | --- | --- | . | 0.0 | --- | --- | --- | . | 0.0 | --- | |
| n.3 3 JOSIFOV | . | . | --- | --- | --- | --- | . | 0.0 | --- | --- | --- | . | 0.0 | --- | |
| n.7 7 NAKOV | . | . | --- | --- | --- | --- | . | --- | --- | --- | --- | . | --- | --- | |
| n.10 10 KLOPCHESKI | . | . | --- | --- | --- | --- | . | 0.0 | --- | --- | --- | . | 0.0 | --- | |
| n.2 2 GJORGIEV | 3 | . | . | . | . | . | . | 0.0 | . | . | 100% | 3 | 0.3 | --- | |
| n.6 6 DESPOTOVSKI | . | . | --- | --- | --- | --- | . | --- | --- | --- | --- | . | --- | --- | |

| BATTUTA FLOAT | | | | | | | | | | | | | | | |
|--------------------|--------|------|------|------|------|------|-----|------|------|------|------|------|--------|--------|--|
| Nome | Totale | Ind. | (#)% | (/)% | (+)% | Pos% | Ace | Ace/ | (!)% | (-)% | (=)% | Err. | Err./S | Err./A | |
| n.\$ Former Y.r. | 166 | 36 | 0 | 5% | 19% | 24% | 5 | 0.4 | 17% | 49% | 7% | 11 | 0.9 | 2.2 | |
| n.5 5 MILEV | 33 | 33 | . | 3% | 15% | 18% | . | 0.0 | 30% | 45% | 6% | 2 | 0.0 | --- | |
| n.8 8 LJAFTOV | 8 | 41 | . | . | 50% | 50% | . | 0.1 | 25% | 25% | . | . | 0.6 | --- | |
| n.12 12 NIKOLOVSKI | . | . | --- | --- | --- | --- | . | --- | --- | --- | --- | . | --- | --- | |

Total Worksheet - 07 - Battuta

| | | | | | | | | | | | | | | | |
|------|---------------|-----------|----|-----|-----|------|------|---|-----|-----|------|-----|---|-----|-----|
| n.14 | 14 ANDONOV | . | . | --- | --- | --- | --- | . | 0.0 | --- | --- | --- | . | 0.3 | --- |
| n.19 | 19??? | . | . | --- | --- | --- | --- | . | --- | --- | --- | --- | . | --- | --- |
| n.4 | 4 GJORGJIEV | 2 | 26 | . | . | . | . | . | --- | . | 100% | . | . | --- | --- |
| n.13 | 13 SIMOVSKI | 1 | 50 | . | . | 100% | 100% | . | 0.0 | . | . | . | . | 0.0 | --- |
| n.3 | 3 JOSIFOV | 38 | 36 | 5% | 5% | 16% | 26% | 2 | 0.0 | 24% | 34% | 16% | 6 | 0.0 | 3.0 |
| n.7 | 7 NAKOV | . | . | --- | --- | --- | --- | . | --- | --- | --- | --- | . | --- | --- |
| n.10 | 10 KLOPCHESKI | 36 | 39 | . | 11% | 25% | 36% | . | 0.0 | 8% | 53% | 3% | 1 | 0.0 | --- |
| n.2 | 2 GJORGIEV | 16 | 34 | 6% | . | 6% | 12% | 1 | 0.0 | 25% | 56% | 6% | 1 | 0.3 | 1.0 |
| n.6 | 6 DESPOTOVSKI | 32 | 37 | 6% | 3% | 19% | 28% | 2 | --- | 3% | 66% | 3% | 1 | --- | 0.5 |
| n.?? | ??? | | | | | | | | | | | | | | |

Total Worksheet - 02 - Ricezione

(3) ROU, CZE1, EST16

| RICEZIONE TOTALE | | | | | | | | | | RICEZIONE JUMP | | | | | | RICEZIONE FLOAT | | | | | | | | | |
|--------------------|--------|------|------|------|---------|---------|------|-------|----------|----------------|------|------|------|---------|---------|-----------------|----------|--------|------|------|------|---------|---------|-------|----------|
| Nome | Totale | Ind. | Pos% | (!)% | (/)% | (=)% | Err. | Err.% | Err./Set | Totale | Ind. | Pos% | (!)% | (/)% | (=)% | Err.% | Err./Set | Totale | Ind. | Pos% | (!)% | (/)% | (=)% | Err.% | Err./Set |
| n.\$ Former Y.r. | 241 | 59 | 41% | 27% | 8% | 5% | 32 | 13% | 2.7 | 122 | 57 | 38% | 30% | 9% | 6% | 15% | 1.5 | 117 | 60 | 46% | 25% | 6% | 5% | 11% | 1.1 |
| n.18 18 MIHAILOV | 74 | 60 | 40% | 31% | 11% | 1% | 9 | 12% | 0.8 | 45 | 62 | 44% | 31% | 9% | . | 9% | 0.3 | 29 | 55 | 31% | 31% | 14% | 3% | 17% | 0.4 |
| n.1 1 ANGELOVSKI | . | . | --- | --- | (---) | (---) | . | --- | 0.0 | . | . | --- | --- | (---) | (---) | --- | 0.0 | . | . | --- | --- | (---) | (---) | --- | 0.0 |
| n.5 5 MILEV | 74 | 61 | 46% | 27% | 4% | 5% | 7 | 9% | 0.6 | 36 | 58 | 39% | 36% | 3% | 11% | 14% | 0.4 | 37 | 64 | 55% | 19% | 5% | . | 5% | 0.2 |
| n.8 8 LJAFTOV | 81 | 57 | 41% | 26% | 7% | 9% | 13 | 16% | 1.1 | 34 | 52 | 30% | 26% | 15% | 6% | 21% | 0.6 | 46 | 61 | 50% | 26% | . | 11% | 11% | 0.4 |
| n.12 12 NIKOLOVSKI | . | . | --- | --- | (---) | (---) | . | --- | 0.0 | . | . | --- | --- | (---) | (---) | --- | 0.0 | . | . | --- | --- | (---) | (---) | --- | 0.0 |
| n.14 14 ANDONOV | 12 | 50 | 33% | 17% | 17% | 8% | 3 | 25% | 0.3 | 7 | 46 | 28% | 14% | 14% | 14% | 28% | 0.2 | 5 | 56 | 40% | 20% | 20% | . | 20% | 0.1 |
| n.19 19??? | . | . | --- | --- | ((---)) | ((---)) | . | --- | 0.0 | . | . | --- | --- | ((---)) | ((---)) | --- | 0.0 | . | . | --- | --- | ((---)) | ((---)) | --- | 0.0 |
| n.0 0??? | . | . | --- | --- | --- | --- | . | --- | 0.0 | . | . | --- | --- | --- | --- | --- | 0.0 | . | . | --- | --- | --- | --- | --- | 0.0 |

| RICEZIONE JUMP | | | | | | | | | | RICEZIONE FLOAT | | | | | | | | | | | | | | | | | | | | |
|--------------------|--------|------|-------|--------|------|-------|--------|------|-------|-----------------|------|-------|--------|------|-------|--------|------|-------|--------|------|-------|--------|------|-------|--------|------|-------|--------|------|-------|
| Nome | Sx | | | Cx | | | Dx | | | Alto | | | Basso | | | Sx | | | Cx | | | Dx | | | Alto | | | Basso | | |
| | Totale | Pos% | Err.% | Totale | Pos% | Err.% | Totale | Pos% | Err.% | Totale | Pos% | Err.% | Totale | Pos% | Err.% | Totale | Pos% | Err.% | Totale | Pos% | Err.% | Totale | Pos% | Err.% | Totale | Pos% | Err.% | Totale | Pos% | Err.% |
| n.18 18 MIHAILOV | 8 | 12% | 12% | 24 | 41% | 4% | 5 | 40% | 40% | . | --- | --- | 8 | 88% | . | 6 | 34% | 17% | 14 | 29% | 21% | 4 | 50% | . | 5 | 20% | 20% | . | --- | --- |
| n.1 1 ANGELOVSKI | . | --- | --- | . | --- | --- | . | --- | --- | . | --- | --- | . | --- | --- | . | --- | --- | . | --- | --- | . | --- | --- | . | --- | --- | . | --- | --- |
| n.5 5 MILEV | 6 | 34% | 17% | 15 | 33% | 7% | 7 | 43% | 14% | 1 | . | . | 7 | 57% | 29% | 1 | . | . | 24 | 50% | 4% | 4 | 50% | 25% | 8 | 76% | . | . | --- | --- |
| n.8 8 LJAFTOV | 5 | 40% | 20% | 17 | 36% | 24% | 7 | 14% | 28% | . | --- | --- | 5 | 20% | . | . | --- | --- | 3 | . | 33% | 6 | 33% | 17% | 33 | 60% | 6% | 3 | . | 33% |
| n.12 12 NIKOLOVSKI | . | --- | --- | . | --- | --- | . | --- | --- | . | --- | --- | . | --- | --- | . | --- | --- | . | --- | --- | . | --- | --- | . | --- | --- | . | --- | --- |
| n.14 14 ANDONOV | 2 | . | 50% | 4 | 50% | . | 1 | . | 100% | . | --- | --- | . | --- | --- | 1 | . | . | 3 | 33% | 33% | . | --- | --- | 1 | 100% | . | . | --- | --- |
| n.19 19??? | . | --- | --- | . | --- | --- | . | --- | --- | . | --- | --- | . | --- | --- | . | --- | --- | . | --- | --- | . | --- | --- | . | --- | --- | . | --- | --- |
| n.0 0??? | . | --- | --- | . | --- | --- | . | --- | --- | . | --- | --- | . | --- | --- | . | --- | --- | . | --- | --- | . | --- | --- | . | --- | --- | . | --- | --- |

Total Worksheet - 03 - Attacco prima palla

(3) ROU, CZE1, EST16

| ATTACCO PRIMA PALLA | | | | | | | | | | | | | | | | | | | | | | | | | | | | | | | | | | | | | | |
|---------------------|------------|----------|---------------------|-----------|------------|-----------|------------|---------------|------------|-----------|------------|----------|---------------|------------|------------|-------|-----|---------------|-----|-----|-------|------|---------------|-----|------|-------------|-----|-------|------|-------|-------------|------|-----|-----|-------|---|---|---|
| Nome | Tot. | Tot.% | Eff.% | (+) | (+)% | (#) | (#)% | (#)/S | pos.% | (/) | (/)% | (=) | (=)% | Err.% | Err./S | Quick | | | | | Alta | | | | | Pipe/Schema | | | | | Primo tempo | | | | | | | |
| | | | | | | | | | | | | | | | | Tot. | # | + | / | = | Tot. | # | + | / | = | Tot. | # | + | / | = | Tot. | # | + | / | = | | | |
| Quick | 114 | 57% | 32% | 22 | 19% | 57 | 50% | 4.8 | 69% | 15 | 13% | 5 | 4% | 18% | 1.7 | | | | | | | | | | | | | | | | | | | | | | | |
| Alta | 34 | 17% | 3% | 5 | 15% | 10 | 29% | 0.8 | 44% | 7 | 21% | 2 | 6% | 26% | 0.8 | | | | | | | | | | | | | | | | | | | | | | | |
| Pipe/Schema | 2 | 1% | 100% | 0 | 0% | 2 | 100% | 0.2 | 100% | 0 | 0% | 0 | 0% | 0% | 0.0 | | | | | | | | | | | | | | | | | | | | | | | |
| Primo tempo | 48 | 24% | 31% | 11 | 23% | 23 | 48% | 1.9 | 71% | 6 | 12% | 2 | 4% | 17% | 0.7 | | | | | | | | | | | | | | | | | | | | | | | |
| Totale | 201 | X | 27% | 38 | 19% | 92 | 46% | 7.7 | --- | 28 | 14% | 9 | 4% | 18% | 3.1 | | | | | | | | | | | | | | | | | | | | | | | |
| n.5 5 MILEV | 41 | 20% | 10% | 10 | 24% | 13 | 32% | 1.1 | 56% | 6 | 15% | 3 | 7% | 22% | 1.8 | 31 | 12 | 8 | 3 | 2 | 10 | 1 | 2 | 3 | 1 | 0 | 0 | 0 | 0 | 0 | 0 | 0 | 0 | 0 | 0 | 0 | 0 | |
| n.8 8 LJAFTOV | 28 | 14% | 39% | 3 | 11% | 17 | 61% | 1.4 | 72% | 5 | 18% | 1 | 4% | 22% | 1.8 | 18 | 10 | 2 | 5 | 0 | 9 | 6 | 1 | 0 | 1 | 1 | 1 | 0 | 0 | 0 | 0 | 0 | 0 | 0 | 0 | 0 | 0 | |
| n.1 12 NIKOLOVSKI | 0 | 0% | 0% | 0 | --- | 0 | --- | --- | --- | 0 | --- | 0 | --- | --- | --- | 0 | 0 | 0 | 0 | 0 | 0 | 0 | 0 | 0 | 0 | 0 | 0 | 0 | 0 | 0 | 0 | 0 | 0 | 0 | 0 | 0 | 0 | |
| n.1 14 ANDONOV | 5 | 2% | 20% | 1 | 20% | 1 | 20% | --- | --- | 0 | 0% | 0 | 0% | --- | --- | 2 | 1 | 1 | 0 | 0 | 2 | 0 | 0 | 0 | 0 | 0 | 0 | 0 | 0 | 0 | 0 | 0 | 0 | 0 | 0 | 0 | 0 | |
| n.1 19??? | 0 | 0% | 0% | 0 | --- | 0 | --- | --- | --- | 0 | --- | 0 | --- | --- | --- | 0 | 0 | 0 | 0 | 0 | 0 | 0 | 0 | 0 | 0 | 0 | 0 | 0 | 0 | 0 | 0 | 0 | 0 | 0 | 0 | 0 | 0 | |
| n.4 4 GJORGJIEV | 77 | 38% | 32% | 13 | 17% | 38 | 49% | 3.2 | 66% | 10 | 13% | 3 | 4% | 17% | 1.4 | 62 | 34 | 11 | 6 | 3 | 13 | 3 | 2 | 4 | 0 | 1 | 1 | 0 | 0 | 0 | 0 | 0 | 0 | 0 | 0 | 0 | 0 | |
| n.1 13 SIMOVSKI | 0 | 0% | 0% | 0 | --- | 0 | --- | 0.0 | --- | 0 | --- | 0 | --- | --- | --- | 0 | 0 | 0 | 0 | 0 | 0 | 0 | 0 | 0 | 0 | 0 | 0 | 0 | 0 | 0 | 0 | 0 | 0 | 0 | 0 | 0 | 0 | |
| n.3 3 JOSIFOV | 30 | 15% | 47% | 8 | 27% | 16 | 53% | 1.3 | 80% | 1 | 3% | 1 | 3% | 6% | 0.5 | 0 | 0 | 0 | 0 | 0 | 0 | 0 | 0 | 0 | 0 | 0 | 0 | 0 | 0 | 0 | 0 | 0 | 0 | 29 | 16 | 8 | 1 | 1 |
| n.7 7 NAKOV | 0 | 0% | 0% | 0 | --- | 0 | --- | --- | --- | 0 | --- | 0 | --- | --- | --- | 0 | 0 | 0 | 0 | 0 | 0 | 0 | 0 | 0 | 0 | 0 | 0 | 0 | 0 | 0 | 0 | 0 | 0 | 0 | 0 | 0 | 0 | 0 |
| n.1 10 KLOPCHESKI | 20 | 10% | 0% | 3 | 15% | 7 | 35% | 0.6 | 50% | 6 | 30% | 1 | 5% | 35% | 2.9 | 1 | 0 | 0 | 1 | 0 | 0 | 0 | 0 | 0 | 0 | 0 | 0 | 0 | 0 | 0 | 0 | 0 | 19 | 7 | 3 | 5 | 1 | |
| ATTACCO PRIMA PALLA | | | | | | | | | | | | | | | | | | | | | | | | | | | | | | | | | | | | | | |
| Nome | Tot. | Tot.% | Ricezione (#) e (+) | | | | | Ricezione (#) | | | | | Ricezione (+) | | | | | Ricezione (!) | | | | | Ricezione (-) | | | | | | | | | | | | | | | |
| | | | (#) | (#)% | (/) | (=) | Err.% | Tot. | Tot.% | (#) | (#)% | (/) | (=) | Err.% | Tot. | Tot.% | (#) | (#)% | (/) | (=) | Err.% | Tot. | Tot.% | (#) | (#)% | (/) | (=) | Err.% | Tot. | Tot.% | (#) | (#)% | (/) | (=) | Err.% | | | |
| Former Y.r. | 101 | 100% | 56 | 55% | 14% | 1% | 15% | 41 | 100% | 24 | 59% | 7% | 0% | 7% | 60 | 100% | --- | 53% | 18% | 2% | 20% | 65 | 100% | 25 | 38% | 14% | 11% | 25% | 40 | 100% | 11 | 28% | 12% | 8% | 20% | | | |
| Opposti | | | | | | | | | | | | | | | | | | | | | | | | | | | | | | | | | | | | | | |
| Nome | Tot. | Tot.% | Ricezione (#) e (+) | | | | | Ricezione (#) | | | | | Ricezione (+) | | | | | Ricezione (!) | | | | | Ricezione (-) | | | | | | | | | | | | | | | |
| | | | (#) | (#)% | (/) | (=) | Err.% | Tot. | Tot.% | (#) | (#)% | (/) | (=) | Err.% | Tot. | Tot.% | (#) | (#)% | (/) | (=) | Err.% | Tot. | Tot.% | (#) | (#)% | (/) | (=) | Err.% | Tot. | Tot.% | (#) | (#)% | (/) | (=) | Err.% | | | |
| n.4 4 GJORGJIEV | 34 | 34% | 21 | 62% | 9% | 0% | 9% | 13 | 32% | 8 | 62% | 0% | 0% | 0% | 21 | 35% | --- | 62% | 14% | 0% | 14% | 28 | 43% | 13 | 46% | 14% | 11% | 25% | 15 | 38% | 4 | 27% | 20% | 0% | 20% | | | |
| n.1 13 SIMOVSKI | 0 | 0% | 0 | --- | --- | --- | --- | 0 | 0% | 0 | --- | --- | --- | --- | 0 | 0% | 0 | --- | --- | --- | --- | 0 | 0% | 0 | --- | --- | --- | --- | 0 | 0% | 0 | --- | --- | --- | --- | | | |
| Martelli | | | | | | | | | | | | | | | | | | | | | | | | | | | | | | | | | | | | | | |
| Nome | Tot. | Tot.% | Ricezione (#) e (+) | | | | | Ricezione (#) | | | | | Ricezione (+) | | | | | Ricezione (!) | | | | | Ricezione (-) | | | | | | | | | | | | | | | |
| | | | (#) | (#)% | (/) | (=) | Err.% | Tot. | Tot.% | (#) | (#)% | (/) | (=) | Err.% | Tot. | Tot.% | (#) | (#)% | (/) | (=) | Err.% | Tot. | Tot.% | (#) | (#)% | (/) | (=) | Err.% | Tot. | Tot.% | (#) | (#)% | (/) | (=) | Err.% | | | |
| n.5 5 MILEV | 10 | 10% | 6 | 60% | 10% | 0% | 10% | 3 | 7% | 1 | 33% | 0% | 0% | 0% | 7 | 12% | --- | 71% | 14% | 0% | 14% | 21 | 32% | 5 | 24% | 14% | 10% | 24% | 10 | 25% | 2 | 20% | 20% | 10% | 30% | | | |
| n.8 8 LJAFTOV | 12 | 12% | 8 | 67% | 25% | 0% | 25% | 5 | 12% | 2 | 40% | 40% | 0% | 40% | 7 | 12% | --- | 86% | 14% | 0% | 14% | 8 | 12% | 4 | 50% | 25% | 0% | 25% | 8 | 20% | 5 | 62% | 0% | 12% | 12% | | | |
| n.1 14 ANDONOV | 1 | 1% | 1 | 100% | 0% | 0% | 0% | 1 | 2% | 1 | 100% | 0% | 0% | 0% | 0 | 0% | --- | --- | --- | --- | --- | 1 | 2% | 0 | 0% | 0% | 0% | 0% | 3 | 8% | 0 | 0% | 0% | 0% | 0% | | | |
| n.1 19??? | 0 | 0% | 0 | --- | --- | --- | --- | 0 | 0% | 0 | --- | --- | --- | --- | 0 | 0% | 0 | --- | --- | --- | --- | 0 | 0% | 0 | --- | --- | --- | --- | 0 | 0% | 0 | --- | --- | --- | --- | | | |
| Centrali | | | | | | | | | | | | | | | | | | | | | | | | | | | | | | | | | | | | | | |
| Nome | Tot. | Tot.% | Ricezione (#) e (+) | | | | | Ricezione (#) | | | | | Ricezione (+) | | | | | Ricezione (!) | | | | | Ricezione (-) | | | | | | | | | | | | | | | |
| | | | (#) | (#)% | (/) | (=) | Err.% | Tot. | Tot.% | (#) | (#)% | (/) | (=) | Err.% | Tot. | Tot.% | (#) | (#)% | (/) | (=) | Err.% | Tot. | Tot.% | (#) | (#)% | (/) | (=) | Err.% | Tot. | Tot.% | (#) | (#)% | (/) | (=) | Err.% | | | |
| n.3 3 JOSIFOV | 26 | 26% | 15 | 58% | 4% | 4% | 8% | 12 | 29% | 10 | 83% | 0% | 0% | 0% | 14 | 23% | --- | 36% | 7% | 7% | 14% | 2 | 3% | 1 | 50% | 0% | 0% | 0% | 1 | 2% | 0 | 0% | 0% | 0% | 0% | | | |
| n.7 7 NAKOV | 0 | 0% | 0 | --- | --- | --- | --- | 0 | 0% | 0 | --- | --- | --- | --- | 0 | 0% | 0 | --- | --- | --- | --- | 0 | 0% | 0 | --- | --- | --- | --- | 0 | 0% | 0 | --- | --- | --- | --- | | | |
| n.1 10 KLOPCHESKI | 16 | 16% | 5 | 31% | 38% | 0% | 38% | 6 | 15% | 2 | 33% | 17% | 0% | 17% | 10 | 17% | --- | 30% | 50% | 0% | 50% | 4 | 6% | 2 | 50% | 0% | 25% | 25% | 0 | 0% | 0 | --- | --- | --- | --- | | | |
| n.0 0??? | 0 | 0% | 0 | --- | --- | --- | --- | 0 | 0% | 0 | --- | --- | --- | --- | 0 | 0% | 0 | --- | --- | --- | --- | 0 | 0% | 0 | --- | --- | --- | --- | 0 | 0% | 0 | --- | --- | --- | --- | | | |
| Alzatori | | | | | | | | | | | | | | | | | | | | | | | | | | | | | | | | | | | | | | |
| Nome | Tot. | Tot.% | Ricezione (#) e (+) | | | | | Ricezione (#) | | | | | Ricezione (+) | | | | | Ricezione (!) | | | | | Ricezione (-) | | | | | | | | | | | | | | | |
| | | | (#) | (#)% | (/) | (=) | Err.% | Tot. | Tot.% | (#) | (#)% | (/) | (=) | Err.% | Tot. | Tot.% | (#) | (#)% | (/) | (=) | Err.% | Tot. | Tot.% | (#) | (#)% | (/) | (=) | Err.% | Tot. | Tot.% | (#) | (#)% | (/) | (=) | Err.% | | | |

Total Worksheet - 03 - Attacco prima palla

n.6 6 DESPOTOVSKI

| | | | | | | | | | | | | | | | | | | | | | | | | | | | | | | | | | | | | | | | |
|--|---|----|--|---|------|------|------|------|---|----|--|---|------|------|------|------|---|----|--|------|------|------|------|---|----|--|---|------|------|------|------|---|----|--|---|----|----|-----|-----|
| | 0 | 0% | | 0 | ---- | ---- | ---- | ---- | 0 | 0% | | 0 | ---- | ---- | ---- | ---- | 0 | 0% | | ---- | ---- | ---- | ---- | 0 | 0% | | 0 | ---- | ---- | ---- | ---- | 3 | 1% | | 0 | 0% | 0% | 33% | 33% |
|--|---|----|--|---|------|------|------|------|---|----|--|---|------|------|------|------|---|----|--|------|------|------|------|---|----|--|---|------|------|------|------|---|----|--|---|----|----|-----|-----|

Total Worksheet - 04 - Tipo di attacco

(3) ROU, CZE1, EST16

| Nome | UNO classica | | | | | | C | | | | | | DOPPIA C | | | | | | SETTE classica | | | | | | DUE | | | | | | | | | | | | | | | | | |
|--------------------|-----------------|-----|------|------|------|------|-------------------|-----|------|------|------|------|-----------------|-----|------|------|------|------|----------------|-----|------|------|------|------|-----------------|-----|------|------|------|------|-------------|-----|------|------|------|------|-----|-----|-----|-----|-----|-----|
| | Tot. | (#) | (#)% | (/)% | (=)% | Eff. | Tot. | (#) | (#)% | (/)% | (=)% | Eff. | Tot. | (#) | (#)% | (/)% | (=)% | Eff. | Tot. | (#) | (#)% | (/)% | (=)% | Eff. | Tot. | (#) | (#)% | (/)% | (=)% | Eff. | | | | | | | | | | | | |
| n.\$ Former Y.r. | 15 | 7 | 47% | 7% | 0% | 40% | 5 | 2 | 40% | 40% | 0% | 0% | 4 | 3 | 75% | 0% | 0% | 75% | 6 | 3 | 50% | 0% | 0% | 50% | | | | | | | | | | | | 0 | 0 | --- | --- | --- | --- | |
| n.03 3 JOSIFOV | 8 | 3 | 38% | 0% | 0% | 38% | 4 | 2 | 50% | 25% | 0% | 25% | 3 | 2 | 67% | 0% | 0% | 67% | 5 | 2 | 40% | 0% | 0% | 40% | | | | | | | | | | | | 0 | 0 | --- | --- | --- | --- | |
| n.7 7 NAKOV | 0 | 0 | --- | --- | --- | --- | 0 | 0 | --- | --- | --- | --- | 0 | 0 | --- | --- | --- | --- | 0 | 0 | 0 | --- | --- | --- | | | | | | | | | | | | 0 | 0 | --- | --- | --- | --- | |
| n.10 10 KLOPCHESKI | 7 | 4 | 57% | 14% | 0% | --- | 1 | 0 | 0% | 100% | 0% | --- | 1 | 1 | 100% | 0% | 0% | --- | 1 | 1 | --- | 0% | 0% | --- | | | | | | | | | | | | 0 | 0 | --- | --- | --- | --- | |
| n.0 0??? | 0 | 0 | --- | --- | --- | --- | 0 | 0 | --- | --- | --- | --- | 0 | 0 | --- | --- | --- | --- | 0 | 0 | 0 | --- | --- | --- | | | | | | | | | | | | 0 | 0 | --- | --- | --- | --- | |
| Nome | UNO centro rete | | | | | | SETTE centro rete | | | | | | DUE centro rete | | | | | | | | | | | | | | | | | | | | | | | | | | | | | |
| | Tot. | (#) | (#)% | (/)% | (=)% | Eff. | Tot. | (#) | (#)% | (/)% | (=)% | Eff. | Tot. | (#) | (#)% | (/)% | (=)% | Eff. | Tot. | (#) | (#)% | (/)% | (=)% | Eff. | Tot. | (#) | (#)% | (/)% | (=)% | Eff. | | | | | | | | | | | | |
| n.\$ Former Y.r. | 16 | 7 | 44% | 12% | 0% | 32% | | | | | | | 2 | 1 | 50% | 0% | 0% | 50% | | | | | | | | | | | | | | | | | 0 | 0 | --- | --- | --- | --- | | |
| n.3 3 JOSIFOV | 9 | 5 | 56% | 0% | 0% | 56% | | | | | | | 1 | 1 | 100% | 0% | 0% | 100% | | | | | | | | | | | | | | | | | | 0 | 0 | --- | --- | --- | --- | |
| n.7 7 NAKOV | 0 | 0 | --- | --- | --- | --- | | | | | | | 0 | 0 | 0 | --- | --- | --- | | | | | | | | | | | | | | | | | | 0 | 0 | --- | --- | --- | --- | |
| n.10 10 KLOPCHESKI | 7 | 2 | 29% | 29% | 0% | 0% | | | | | | | 1 | 0 | 0% | 0% | 0% | 0% | | | | | | | | | | | | | | | | | | 0 | 0 | --- | --- | --- | --- | |
| n.0 0??? | 0 | 0 | --- | --- | --- | --- | | | | | | | 0 | 0 | 0 | --- | --- | --- | | | | | | | | | | | | | | | | | | 0 | 0 | --- | --- | --- | --- | |
| Nome | VICINO verso 4 | | | | | | LONTANO verso 4 | | | | | | DUE verso 4 | | | | | | VICINO verso 2 | | | | | | LONTANO verso 2 | | | | | | DUE verso 2 | | | | | | | | | | | |
| | Tot. | (#) | (#)% | (/)% | (=)% | Eff. | Tot. | (#) | (#)% | (/)% | (=)% | Eff. | Tot. | (#) | (#)% | (/)% | (=)% | Eff. | Tot. | (#) | (#)% | (/)% | (=)% | Eff. | Tot. | (#) | (#)% | (/)% | (=)% | Eff. | Tot. | (#) | (#)% | (/)% | (=)% | Eff. | | | | | | |
| n.\$ Former Y.r. | 3 | 2 | 67% | 0% | 33% | 34% | 1 | 1 | 100% | 0% | 0% | 100% | 0 | 0 | --- | --- | --- | --- | 7 | 4 | 57% | 14% | 0% | 43% | 1 | 0 | 0% | 0% | 100 | -100 | 0 | 0 | --- | --- | --- | --- | 0 | 0 | --- | --- | --- | --- |
| n.3 3 JOSIFOV | 2 | 2 | 100% | 0% | 0% | 100% | 1 | 1 | 100% | 0% | 0% | 100% | 0 | 0 | --- | --- | --- | --- | 3 | 2 | 67% | 0% | 0% | 67% | 1 | 0 | 0% | 0% | 100 | -100 | 0 | 0 | --- | --- | --- | --- | 0 | 0 | --- | --- | --- | --- |
| n.7 7 NAKOV | 0 | 0 | --- | --- | --- | --- | 0 | 0 | --- | --- | --- | --- | 0 | 0 | --- | --- | --- | --- | 0 | 0 | 0 | --- | --- | --- | 0 | 0 | --- | --- | --- | --- | 0 | 0 | --- | --- | --- | --- | 0 | 0 | --- | --- | --- | --- |
| n.10 10 KLOPCHESKI | 1 | 0 | 0% | 0% | 100 | -100 | 0 | 0 | --- | --- | --- | --- | 0 | 0 | --- | --- | --- | --- | 4 | 2 | 50% | 25% | 0% | 25% | 0 | 0 | --- | --- | --- | --- | 0 | 0 | --- | --- | --- | --- | 0 | 0 | --- | --- | --- | --- |
| n.0 0??? | 0 | 0 | --- | --- | --- | --- | 0 | 0 | --- | --- | --- | --- | 0 | 0 | --- | --- | --- | --- | 0 | 0 | 0 | --- | --- | --- | 0 | 0 | --- | --- | --- | --- | 0 | 0 | --- | --- | --- | --- | 0 | 0 | --- | --- | --- | --- |
| Nome | QUICK da 4 | | | | | | QUICK da 2 | | | | | | QUICK da 1 | | | | | | PIPE/SCHEMI | | | | | | PALLA ALTA | | | | | | | | | | | | | | | | | |
| | Tot. | (#) | (#)% | (/)% | (=)% | Eff. | Tot. | (#) | (#)% | (/)% | (=)% | Eff. | Tot. | (#) | (#)% | (/)% | (=)% | Eff. | Tot. | (#) | (#)% | (/)% | (=)% | Eff. | Tot. | (#) | (#)% | (/)% | (=)% | Eff. | Tot. | (#) | (#)% | (/)% | (=)% | Eff. | | | | | | |
| n.\$ Former Y.r. | 69 | 32 | 46% | 19% | 4% | 23% | 46 | 22 | 48% | 20% | 2% | 26% | 40 | 20 | 50% | 10% | 8% | 32% | 4 | 2 | 50% | 0% | 50% | 0% | 77 | 23 | 30% | 18% | 9% | 3% | | | | | | | | | | | | |
| n.4 4 GJORGJIEV | 13 | 7 | 54% | 8% | 0% | 46% | 37 | 19 | 51% | 24% | 0% | 27% | 40 | 20 | 50% | 10% | 8% | 32% | 1 | 1 | 100% | 0% | 0% | 100 | 41 | 11 | 27% | 20% | 12% | -5% | | | | | | | | | | | | |
| n.13 13 SIMOVSKI | 0 | 0 | --- | --- | --- | --- | 0 | 0 | --- | --- | --- | --- | 0 | 0 | --- | --- | --- | --- | 0 | 0 | --- | --- | --- | --- | 1 | 1 | 100% | 0% | 0% | 100 | | | | | | | | | | | | |
| n.5 5 MILEV | 30 | 11 | 37% | 17% | 7% | 13% | 9 | 3 | 33% | 0% | 11% | 22% | 0 | 0 | --- | --- | --- | --- | 1 | 0 | 0% | 0% | 100 | -100 | 18 | 3 | 17% | 28% | 6% | -17% | | | | | | | | | | | | |
| n.8 8 LJAFTOV | 24 | 13 | 54% | 29% | 4% | 21% | 0 | 0 | --- | --- | --- | --- | 0 | 0 | --- | --- | --- | --- | 2 | 1 | 50% | 0% | 50% | 0% | 15 | 8 | 53% | 7% | 7% | 39% | | | | | | | | | | | | |
| n.12 12 NIKOLOVSKI | 0 | 0 | --- | --- | --- | --- | 0 | 0 | --- | --- | --- | --- | 0 | 0 | --- | --- | --- | --- | 0 | 0 | --- | --- | --- | --- | 0 | 0 | --- | --- | --- | --- | | | | | | | | | | | | |
| n.14 14 ANDONOV | 2 | 1 | 50% | 0% | 0% | 50% | 0 | 0 | --- | --- | --- | --- | 0 | 0 | --- | --- | --- | --- | 0 | 0 | --- | --- | --- | --- | 2 | 0 | 0% | 0% | 0% | 0% | | | | | | | | | | | | |
| n.19 19??? | 0 | 0 | --- | --- | --- | --- | 0 | 0 | --- | --- | --- | --- | 0 | 0 | --- | --- | --- | --- | 0 | 0 | --- | --- | --- | --- | 0 | 0 | --- | --- | --- | --- | | | | | | | | | | | | |

Total Worksheet - 05 - Tipo di attacco quick

(3) ROU, CZE1, EST16

| QUICK Z4 | | R BUONA CENTRO RETE | | | | | R BRUTTA CENTRO RETE | | | | | LUX | | | | LATO LUNGO | | | | ANGOLO OPPOSTO | | | | | DA DIETRO | | | | | | | | | | | |
|--------------------|------|---------------------|-------|-------|-------|-------|----------------------|-----|-------|-------|-------|-------|------|-----|-------|------------|-------|-------|------|----------------|-------|-------|-------|-------|-----------|-----|-------|-------|-------|-------|------|-----|-------|-------|-------|-------|
| Nome | Tot. | (#) | (#)% | (/)% | (=)% | Eff. | Tot. | (#) | (#)% | (/)% | (=)% | Eff. | Tot. | (#) | (#)% | (/)% | (=)% | Eff. | Tot. | (#) | (#)% | (/)% | (=)% | Eff. | Tot. | (#) | (#)% | (/)% | (=)% | Eff. | Tot. | (#) | (#)% | (/)% | (=)% | Eff. |
| n.\$ Former Y.r. | 14 | 9 | 64% | 21% | 0% | 43% | 11 | 3 | 27% | 18% | 9% | 0% | 3 | 1 | 33% | 0% | 0% | 33% | 21 | 9 | 43% | 29% | 0% | 14% | 12 | 6 | 50% | 8% | 17% | 25% | 6 | 3 | 50% | 17% | 0% | -11% |
| n.04 4 GJORGJIEV | 3 | 2 | 67% | 0% | 0% | 67% | 1 | 0 | 0% | 0% | 0% | 0% | 1 | 0 | 0% | 0% | 0% | 0% | 7 | 4 | 57% | 14% | 14% | 29% | 0 | 0 | (---) | (---) | (---) | (---) | 1 | 1 | 100% | 0% | 0% | 1% |
| n.13 13 SIMOVSKI | 0 | 0 | (---) | (---) | (---) | (---) | 0 | 0 | (---) | (---) | (---) | (---) | 0 | 0 | (---) | (---) | (---) | (---) | 0 | 0 | (---) | (---) | (---) | (---) | 0 | 0 | (---) | (---) | (---) | (---) | 0 | 0 | (---) | (---) | (---) | (---) |
| n.5 5 MILEV | 3 | 3 | 100% | 0% | 0% | 1 | 6 | 0 | 0% | 17% | 17% | -34% | 1 | 0 | 0% | 0% | 0% | 0% | 9 | 2 | 22% | 33% | 33% | -44% | 7 | 4 | 57% | 0% | 0% | 57% | 4 | 2 | 50% | 25% | 25% | -46% |
| n.8 8 LJAFTOV | 8 | 4 | 50% | 38% | 38% | -0.26 | 4 | 3 | 75% | 25% | 25% | 25% | 1 | 1 | 100% | 0% | 0% | 100% | 5 | 3 | 60% | 40% | 40% | -20% | 5 | 2 | 40% | 20% | 20% | 0% | 1 | 0 | 0% | 0% | 0% | 1% |
| n.12 12 NIKOLOVSKI | 0 | 0 | (---) | (---) | (---) | (---) | 0 | 0 | (---) | (---) | (---) | (---) | 0 | 0 | (---) | (---) | (---) | (---) | 0 | 0 | (---) | (---) | (---) | (---) | 0 | 0 | (---) | (---) | (---) | (---) | 0 | 0 | (---) | (---) | (---) | (---) |
| n.19 19??? | 0 | 0 | (---) | (---) | (---) | (---) | 0 | 0 | (---) | (---) | (---) | (---) | 0 | 0 | (---) | (---) | (---) | (---) | 0 | 0 | (---) | (---) | (---) | (---) | 0 | 0 | (---) | (---) | (---) | (---) | 0 | 0 | (---) | (---) | (---) | (---) |
| 0000 | 0 | 0 | (---) | (---) | (---) | (---) | 0 | 0 | (---) | (---) | (---) | (---) | 0 | 0 | (---) | (---) | (---) | (---) | 0 | 0 | (---) | (---) | (---) | (---) | 0 | 0 | (---) | (---) | (---) | (---) | 0 | 0 | (---) | (---) | (---) | (---) |
| QUICK Z2 | | R BUONA CENTRO RETE | | | | | R BRUTTA CENTRO RETE | | | | | LUX | | | | LATO LUNGO | | | | ANGOLO OPPOSTO | | | | | DA DIETRO | | | | | | | | | | | |
| Nome | Tot. | (#) | (#)% | (/)% | (=)% | Eff. | Tot. | (#) | (#)% | (/)% | (=)% | Eff. | Tot. | (#) | (#)% | (/)% | (=)% | Eff. | Tot. | (#) | (#)% | (/)% | (=)% | Eff. | Tot. | (#) | (#)% | (/)% | (=)% | Eff. | Tot. | (#) | (#)% | (/)% | (=)% | Eff. |
| n.\$ Former Y.r. | 5 | 3 | 60% | 0% | 0% | 60% | 2 | 0 | 0% | 0% | 0% | 0% | 3 | 0 | 0% | 0% | 33% | -33% | 8 | 5 | 62% | 12% | 0% | 50% | 1 | 1 | 100% | 0% | 0% | 100% | 3 | 1 | 33% | 0% | 0% | 3% |
| n.4 4 GJORGJIEV | 3 | 2 | 67% | 0% | 0% | 67% | 1 | 0 | 0% | 0% | 0% | 0% | 1 | 0 | 0% | 0% | 0% | 0% | 7 | 4 | 57% | 14% | 14% | 29% | 0 | 0 | (---) | (---) | (---) | (---) | 1 | 1 | 100% | 0% | 0% | 1% |
| n.13 13 SIMOVSKI | 0 | 0 | (---) | (---) | (---) | (---) | 0 | 0 | (---) | (---) | (---) | (---) | 0 | 0 | (---) | (---) | (---) | (---) | 0 | 0 | (---) | (---) | (---) | (---) | 0 | 0 | (---) | (---) | (---) | (---) | 0 | 0 | (---) | (---) | (---) | (---) |
| n.5 5 MILEV | 2 | 1 | 50% | 0% | 0% | 0.5 | 1 | 0 | 0% | 0% | 0% | 0% | 2 | 0 | 0% | 0% | 0% | 0% | 1 | 1 | 100% | 0% | 0% | 100% | 1 | 1 | 100% | 0% | 0% | 100% | 2 | 0 | 0% | 0% | 0% | 2% |
| n.8 8 LJAFTOV | 0 | 0 | (---) | (---) | (---) | (---) | 0 | 0 | (---) | (---) | (---) | (---) | 0 | 0 | (---) | (---) | (---) | (---) | 0 | 0 | (---) | (---) | (---) | (---) | 0 | 0 | (---) | (---) | (---) | (---) | 0 | 0 | (---) | (---) | (---) | (---) |
| n.12 12 NIKOLOVSKI | 0 | 0 | (---) | (---) | (---) | (---) | 0 | 0 | (---) | (---) | (---) | (---) | 0 | 0 | (---) | (---) | (---) | (---) | 0 | 0 | (---) | (---) | (---) | (---) | 0 | 0 | (---) | (---) | (---) | (---) | 0 | 0 | (---) | (---) | (---) | (---) |
| n.19 19??? | 0 | 0 | (---) | (---) | (---) | (---) | 0 | 0 | (---) | (---) | (---) | (---) | 0 | 0 | (---) | (---) | (---) | (---) | 0 | 0 | (---) | (---) | (---) | (---) | 0 | 0 | (---) | (---) | (---) | (---) | 0 | 0 | (---) | (---) | (---) | (---) |
| 0000 | 0 | 0 | (---) | (---) | (---) | (---) | 0 | 0 | (---) | (---) | (---) | (---) | 0 | 0 | (---) | (---) | (---) | (---) | 0 | 0 | (---) | (---) | (---) | (---) | 0 | 0 | (---) | (---) | (---) | (---) | 0 | 0 | (---) | (---) | (---) | (---) |
| QUICK Z1 | | R BUONA CENTRO RETE | | | | | R BRUTTA CENTRO RETE | | | | | LUX | | | | LATO LUNGO | | | | ANGOLO OPPOSTO | | | | | DA DIETRO | | | | | | | | | | | |
| Nome | Tot. | (#) | (#)% | (/)% | (=)% | Eff. | Tot. | (#) | (#)% | (/)% | (=)% | Eff. | Tot. | (#) | (#)% | (/)% | (=)% | Eff. | Tot. | (#) | (#)% | (/)% | (=)% | Eff. | Tot. | (#) | (#)% | (/)% | (=)% | Eff. | Tot. | (#) | (#)% | (/)% | (=)% | Eff. |
| n.\$ Former Y.r. | 12 | 4 | 33% | 17% | 0% | 16% | 8 | 4 | 50% | 0% | 25% | 25% | 9 | 8 | 89% | 0% | 0% | 89% | 2 | 0 | 0% | 0% | 50% | -50% | 1 | 1 | 100% | 0% | 0% | 100% | 8 | 3 | 38% | 25% | 0% | -17% |
| n.4 4 GJORGJIEV | 12 | 4 | 33% | 17% | 17% | -1% | 8 | 4 | 50% | 0% | 0% | 50% | 9 | 8 | 89% | 0% | 0% | 89% | 2 | 0 | 0% | 0% | 0% | 0% | 1 | 1 | 100% | 0% | 0% | 100% | 8 | 3 | 38% | 25% | 25% | -42% |
| n.13 13 SIMOVSKI | 0 | 0 | (---) | (---) | (---) | (---) | 0 | 0 | (---) | (---) | (---) | (---) | 0 | 0 | (---) | (---) | (---) | (---) | 0 | 0 | (---) | (---) | (---) | (---) | 0 | 0 | (---) | (---) | (---) | (---) | 0 | 0 | (---) | (---) | (---) | (---) |
| n.5 5 MILEV | 0 | 0 | (---) | (---) | (---) | (---) | 0 | 0 | (---) | (---) | (---) | (---) | 0 | 0 | (---) | (---) | (---) | (---) | 0 | 0 | (---) | (---) | (---) | (---) | 0 | 0 | (---) | (---) | (---) | (---) | 0 | 0 | (---) | (---) | (---) | (---) |
| n.8 8 LJAFTOV | 0 | 0 | (---) | (---) | (---) | (---) | 0 | 0 | (---) | (---) | (---) | (---) | 0 | 0 | (---) | (---) | (---) | (---) | 0 | 0 | (---) | (---) | (---) | (---) | 0 | 0 | (---) | (---) | (---) | (---) | 0 | 0 | (---) | (---) | (---) | (---) |
| n.12 12 NIKOLOVSKI | 0 | 0 | (---) | (---) | (---) | (---) | 0 | 0 | (---) | (---) | (---) | (---) | 0 | 0 | (---) | (---) | (---) | (---) | 0 | 0 | (---) | (---) | (---) | (---) | 0 | 0 | (---) | (---) | (---) | (---) | 0 | 0 | (---) | (---) | (---) | (---) |
| n.19 19??? | 0 | 0 | (---) | (---) | (---) | (---) | 0 | 0 | (---) | (---) | (---) | (---) | 0 | 0 | (---) | (---) | (---) | (---) | 0 | 0 | (---) | (---) | (---) | (---) | 0 | 0 | (---) | (---) | (---) | (---) | 0 | 0 | (---) | (---) | (---) | (---) |
| 0000 | 0 | 0 | (---) | (---) | (---) | (---) | 0 | 0 | (---) | (---) | (---) | (---) | 0 | 0 | (---) | (---) | (---) | (---) | 0 | 0 | (---) | (---) | (---) | (---) | 0 | 0 | (---) | (---) | (---) | (---) | 0 | 0 | (---) | (---) | (---) | (---) |

Total Worksheet - 06 - Utilizzo attaccanti in CP per punteggio

(3) ROU, CZE1, EST16

| Alzatore 10 | | -4 o peggio | | | | | -2 o -3 | | | | | -1, paritf o +1 | | | | | +2 o +3 | | | | | +4 o meglio | | | | | -1, paritf o +1 da 24 in poi | | | | |
|--------------------|------|-------------|-------|------|------|-------|---------|--------|-------|------|------|-----------------|------|--------|-------|----|---------|-------|------|--------|-------|-------------|------|-------|------|--------|------------------------------|------|------|-------|--|
| TOTALE | | | | | | | | | | | | | | | | | | | | | | | | | | | | | | | |
| Nome | Att. | Distr. | Diff. | Di | (#)% | Err.% | Att. | Distr. | Diff. | Di | (#)% | Err.% | Att. | Distr. | Diff. | Di | (#)% | Err.% | Att. | Distr. | Diff. | Di | (#)% | Err.% | Att. | Distr. | Diff. | Di | (#)% | Err.% | |
| Former Y.r. | 31 | 100% | 0% | 45% | 19% | 15 | 100% | 0% | 47% | 20% | 19 | 100% | 0% | 63% | 5% | 8 | 100% | 0% | 50% | 25% | 2 | 100% | 0% | 50% | 50% | 2 | 100% | 0% | 100% | 0% | |
| n.5 5 MILEV | 6 | 19% | 17% | 17% | 20% | 1 | 7% | -8% | 0% | 0% | 3 | 16% | 1% | 33% | 0% | 1 | 12% | -2% | 0% | 0% | 0 | 0% | -14% | ---- | ---- | 0 | 0% | -14% | ---- | ---- | |
| n.8 8 LJAFTOV | 4 | 13% | 13% | 75% | 25% | 2 | 13% | 0% | 50% | 50% | 1 | 5% | -8% | 100% | 0% | 2 | 25% | 11% | 100% | 0% | 0 | 0% | -14% | ---- | ---- | 0 | 0% | -37% | ---- | ---- | |
| n.12 12 NIKOLOVSKI | 0 | 0% | -1% | ---- | ---- | 0 | 0% | 0% | ---- | ---- | 0 | 0% | 0% | ---- | ---- | 0 | 0% | 0% | ---- | ---- | 0 | 0% | 0% | ---- | ---- | 0 | 0% | 0% | ---- | ---- | |
| n.14 14 ANDONOV | 1 | 3% | 1% | 0% | 0% | 0 | 0% | -2% | ---- | ---- | 1 | 5% | 3% | 0% | 0% | 1 | 12% | 10% | 0% | 0% | 0 | 0% | -2% | ---- | ---- | 0 | 0% | -2% | ---- | ---- | |
| n.19 19??? | 0 | 0% | 0% | ---- | ---- | 0 | 0% | 0% | ---- | ---- | 0 | 0% | 0% | ---- | ---- | 0 | 0% | 0% | ---- | ---- | 0 | 0% | 0% | ---- | ---- | 0 | 0% | -14% | ---- | ---- | |
| n.4 4 GJORGIVJEV | 10 | 32% | 30% | 50% | 10% | 8 | 53% | 16% | 50% | 12% | 10 | 53% | 15% | 80% | 0% | 1 | 12% | -25% | 100% | 0% | 1 | 50% | 13% | 0% | 100% | 2 | 100% | 63% | 100% | 0% | |
| n.13 13 SIMOVSKI | 0 | 0% | 0% | ---- | ---- | 0 | 0% | 0% | ---- | ---- | 0 | 0% | 0% | ---- | ---- | 0 | 0% | 0% | ---- | ---- | 0 | 0% | 0% | ---- | ---- | 0 | 0% | -14% | ---- | ---- | |
| n.3 3 JOSIFOV | 5 | 16% | 2% | 60% | 20% | 3 | 20% | 6% | 67% | 0% | 4 | 21% | 7% | 50% | 0% | 1 | 12% | -2% | 100% | 0% | 1 | 50% | 36% | 100% | 0% | 0 | 0% | -37% | ---- | ---- | |
| n.7 7 NAKOV | 0 | 0% | -1% | ---- | ---- | 0 | 0% | 0% | ---- | ---- | 0 | 0% | 0% | ---- | ---- | 0 | 0% | 0% | ---- | ---- | 0 | 0% | 0% | ---- | ---- | 0 | 0% | 0% | ---- | ---- | |
| n.10 10 KLOPCHESKI | 4 | 13% | 11% | 50% | 25% | 0 | 0% | -10% | ---- | ---- | 0 | 0% | -10% | ---- | ---- | 1 | 12% | 3% | 0% | 100% | 0 | 0% | -10% | ---- | ---- | 0 | 0% | -10% | ---- | ---- | |
| n.2 2 GJORGIVJEV | 1 | 3% | 2% | 0% | 0% | 1 | 7% | 5% | 0% | 100% | 0 | 0% | -1% | ---- | ---- | 1 | 12% | 11% | 0% | 0% | 0 | 0% | -1% | ---- | ---- | 0 | 0% | -37% | ---- | ---- | |
| n.6 6 DESPOTOVSKI | 0 | 0% | -1% | ---- | ---- | 0 | 0% | -1% | ---- | ---- | 0 | 0% | -1% | ---- | ---- | 0 | 0% | -1% | ---- | ---- | 0 | 0% | -1% | ---- | ---- | 0 | 0% | -37% | ---- | ---- | |
| RICEZIONE # + | | | | | | | | | | | | | | | | | | | | | | | | | | | | | | | |
| Nome | Att. | Distr. | Diff. | Di | (#)% | Err.% | Att. | Distr. | Diff. | Di | (#)% | Err.% | Att. | Distr. | Diff. | Di | (#)% | Err.% | Att. | Distr. | Diff. | Di | (#)% | Err.% | Att. | Distr. | Diff. | Di | (#)% | Err.% | |
| Former Y.r. | 15 | 100% | 0% | 60% | 13% | 5 | 100% | 0% | 80% | 20% | 10 | 100% | 0% | 70% | 0% | 5 | 100% | 0% | 60% | 20% | 1 | 100% | 0% | ---- | ---- | 2 | 100% | 0% | ---- | ---- | |
| n.5 5 MILEV | 2 | 13% | 11% | ---- | ---- | 0 | 0% | -14% | ---- | ---- | 4 | 40% | 26% | ---- | ---- | 0 | 0% | -14% | ---- | ---- | 0 | 0% | -14% | ---- | ---- | 0 | 0% | -14% | ---- | ---- | |
| n.8 8 LJAFTOV | 1 | 7% | -7% | ---- | ---- | 1 | 20% | 6% | ---- | ---- | 0 | 0% | -14% | ---- | ---- | 2 | 40% | 26% | ---- | ---- | 0 | 0% | -14% | ---- | ---- | 0 | 0% | -14% | ---- | ---- | |
| n.12 12 NIKOLOVSKI | 0 | 0% | 0% | ---- | ---- | 0 | 0% | 0% | ---- | ---- | 0 | 0% | 0% | ---- | ---- | 0 | 0% | 0% | ---- | ---- | 0 | 0% | 0% | ---- | ---- | 0 | 0% | -14% | ---- | ---- | |
| n.14 14 ANDONOV | 0 | 0% | -2% | ---- | ---- | 0 | 0% | -2% | ---- | ---- | 0 | 0% | -2% | ---- | ---- | 0 | 0% | -2% | ---- | ---- | 0 | 0% | -2% | ---- | ---- | 0 | 0% | -2% | ---- | ---- | |
| n.19 19??? | 0 | 0% | 0% | ---- | ---- | 0 | 0% | 0% | ---- | ---- | 0 | 0% | 0% | ---- | ---- | 0 | 0% | 0% | ---- | ---- | 0 | 0% | 0% | ---- | ---- | 0 | 0% | -14% | ---- | ---- | |
| n.4 4 GJORGIVJEV | 4 | 27% | -11% | 75% | 0% | 3 | 60% | 23% | 100% | 0% | 6 | 60% | 23% | 83% | 0% | 1 | 20% | -17% | ---- | ---- | 0 | 0% | -37% | ---- | ---- | 2 | 100% | 63% | ---- | ---- | |
| n.13 13 SIMOVSKI | 0 | 0% | 0% | ---- | ---- | 0 | 0% | 0% | ---- | ---- | 0 | 0% | 0% | ---- | ---- | 0 | 0% | 0% | ---- | ---- | 0 | 0% | 0% | ---- | ---- | 0 | 0% | -14% | ---- | ---- | |
| n.3 3 JOSIFOV | 4 | 27% | 12% | 75% | 25% | 1 | 20% | 6% | ---- | ---- | 4 | 40% | 26% | ---- | ---- | 0 | 0% | -14% | ---- | ---- | 1 | 100% | 86% | ---- | ---- | 0 | 0% | -14% | ---- | ---- | |
| n.7 7 NAKOV | 0 | 0% | 0% | ---- | ---- | 0 | 0% | 0% | ---- | ---- | 0 | 0% | 0% | ---- | ---- | 0 | 0% | 0% | ---- | ---- | 0 | 0% | 0% | ---- | ---- | 2 | 100% | 63% | ---- | ---- | |
| n.10 10 KLOPCHESKI | 3 | 20% | 10% | 33% | 33% | 0 | 0% | -10% | ---- | ---- | 0 | 0% | -10% | ---- | ---- | 1 | 20% | 10% | ---- | ---- | 0 | 0% | -10% | ---- | ---- | 0 | 0% | -10% | ---- | ---- | |
| n.2 2 GJORGIVJEV | 1 | 7% | 5% | ---- | ---- | 0 | 0% | -1% | ---- | ---- | 0 | 0% | -1% | ---- | ---- | 1 | 20% | 19% | ---- | ---- | 0 | 0% | -1% | ---- | ---- | 2 | 100% | 63% | ---- | ---- | |
| n.6 6 DESPOTOVSKI | 0 | 0% | -1% | ---- | ---- | 0 | 0% | -1% | ---- | ---- | 0 | 0% | -1% | ---- | ---- | 0 | 0% | -1% | ---- | ---- | 0 | 0% | -1% | ---- | ---- | 2 | 100% | 63% | ---- | ---- | |
| RICEZIONE ! | | | | | | | | | | | | | | | | | | | | | | | | | | | | | | | |
| Nome | Att. | Distr. | Diff. | Di | (#)% | Err.% | Att. | Distr. | Diff. | Di | (#)% | Err.% | Att. | Distr. | Diff. | Di | (#)% | Err.% | Att. | Distr. | Diff. | Di | (#)% | Err.% | Att. | Distr. | Diff. | Di | (#)% | Err.% | |
| Former Y.r. | 11 | 100% | 0% | 36% | 18% | 7 | 100% | 0% | 43% | 28% | 5 | 100% | 0% | 80% | 20% | 0 | ---- | ---- | ---- | ---- | 1 | 100% | 0% | 0% | 100% | 0 | ---- | ---- | ---- | ---- | |
| n.5 5 MILEV | 3 | 27% | 13% | 0% | ---- | 1 | 14% | 0% | 0% | 0% | 2 | 40% | 26% | 50% | ---- | 0 | ---- | ---- | ---- | ---- | 0 | 0% | -14% | ---- | ---- | 0 | ---- | ---- | ---- | ---- | |
| n.8 8 LJAFTOV | 2 | 18% | 5% | 100% | 0% | 1 | 14% | 1% | 100% | 0% | 0 | 0% | -14% | ---- | ---- | 0 | ---- | ---- | ---- | ---- | 0 | 0% | -14% | ---- | ---- | 0 | ---- | ---- | ---- | ---- | |
| n.12 12 NIKOLOVSKI | 0 | 0% | 0% | ---- | ---- | 0 | 0% | 0% | ---- | ---- | 0 | 0% | 0% | ---- | ---- | 0 | ---- | ---- | ---- | ---- | 0 | 0% | 0% | ---- | ---- | 0 | ---- | ---- | ---- | ---- | |
| n.14 14 ANDONOV | 0 | 0% | -2% | ---- | ---- | 0 | 0% | -2% | ---- | ---- | 0 | 0% | -2% | ---- | ---- | 0 | ---- | ---- | ---- | ---- | 0 | 0% | -2% | ---- | ---- | 0 | ---- | ---- | ---- | ---- | |

Total Worksheet - 06 - Utilizzo attaccanti in CP per punteggio

| | | | | | | | | | | | | | | | | | | | | | | | | | | | | | | | |
|------|---------------|---|-----|------|------|------|---|-----|------|------|------|---|-----|------|------|------|---|------|------|------|------|---|------|------|------|------|---|------|------|------|------|
| n.19 | 19??? | 0 | 0% | 0% | ---- | ---- | 0 | 0% | 0% | ---- | ---- | 0 | 0% | 0% | ---- | ---- | 0 | ---- | ---- | ---- | ---- | 0 | 0% | 0% | ---- | ---- | 0 | ---- | ---- | ---- | ---- |
| n.4 | 4 GJORGIJEV | 5 | 45% | 8% | 20% | 20% | 2 | 29% | -9% | 50% | 50% | 3 | 60% | 23% | 100% | 0% | 0 | ---- | ---- | ---- | ---- | 1 | 100% | 63% | 0% | 100% | 0 | ---- | ---- | ---- | ---- |
| n.13 | 13 SIMOVSKI | 0 | 0% | 0% | ---- | ---- | 0 | 0% | 0% | ---- | ---- | 0 | 0% | 0% | ---- | ---- | 0 | ---- | ---- | ---- | ---- | 0 | 0% | 0% | ---- | ---- | 0 | ---- | ---- | ---- | ---- |
| n.3 | 3 JOSIFOV | 0 | 0% | -14% | ---- | ---- | 2 | 29% | 14% | 50% | 0% | 0 | 0% | -14% | ---- | ---- | 0 | ---- | ---- | ---- | ---- | 0 | 0% | -14% | ---- | ---- | 0 | ---- | ---- | ---- | ---- |
| n.7 | 7 NAKOV | 0 | 0% | 0% | ---- | ---- | 0 | 0% | 0% | ---- | ---- | 0 | 0% | 0% | ---- | ---- | 0 | ---- | ---- | ---- | ---- | 0 | 0% | 0% | ---- | ---- | 0 | ---- | ---- | ---- | ---- |
| n.10 | 10 KLOPCHESKI | 1 | 9% | -1% | 100% | 0% | 0 | 0% | -10% | ---- | ---- | 0 | 0% | -10% | ---- | ---- | 0 | ---- | ---- | ---- | ---- | 0 | 0% | -10% | ---- | ---- | 0 | ---- | ---- | ---- | ---- |
| n.2 | 2 GJORGIJEV | 0 | 0% | -1% | ---- | ---- | 1 | 14% | 13% | 0% | 100% | 0 | 0% | -1% | ---- | ---- | 0 | ---- | ---- | ---- | ---- | 0 | 0% | -1% | ---- | ---- | 0 | ---- | ---- | ---- | ---- |
| n.6 | 6 DESPOTOVSKI | 0 | 0% | -1% | ---- | ---- | 0 | 0% | -1% | ---- | ---- | 0 | 0% | -1% | ---- | ---- | 0 | ---- | ---- | ---- | ---- | 0 | 0% | -1% | ---- | ---- | 0 | ---- | ---- | ---- | ---- |

RICEZIONE -

| Nome | Att. | Distr. | Diff. | Di | (#)% | Err.% | Att. | Distr. | Diff. | Di | (#)% | Err.% | Att. | Distr. | Diff. | Di | (#)% | Err.% | Att. | Distr. | Diff. | Di | (#)% | Err.% | Att. | Distr. | Diff. | Di | (#)% | Err.% |
|-------------|---------------|--------|-------|------|------|-------|------|--------|-------|------|------|-------|------|--------|-------|------|------|-------|------|--------|-------|------|------|-------|------|--------|-------|------|------|-------|
| Former Y.r. | 5 | 100% | 0% | 20% | 40% | | 3 | 100% | 0% | 0% | 0% | | 4 | 100% | 0% | 25% | 0% | | 3 | 100% | 0% | 33% | 33% | | 0 | ---- | ---- | ---- | ---- | |
| n.05 | 5 MILEV | 0 | ---- | ---- | ---- | ---- | 0 | ---- | ---- | ---- | ---- | | 0 | 0% | -20% | ---- | ---- | | 0 | ---- | ---- | ---- | ---- | | 0 | ---- | ---- | ---- | ---- | |
| n.8 | 8 LJAFTOV | 1 | 20% | 6% | 0% | 100% | 0 | 0% | -14% | ---- | ---- | | 1 | 25% | 11% | 100% | 0% | | 0 | 0% | -14% | ---- | ---- | | 0 | ---- | ---- | ---- | ---- | |
| n.12 | 12 NIKOLOVSKI | 0 | 0% | 0% | ---- | ---- | 0 | 0% | 0% | ---- | ---- | | 0 | 0% | 0% | ---- | ---- | | 0 | ---- | ---- | ---- | ---- | | 0 | ---- | ---- | ---- | ---- | |
| n.14 | 14 ANDONOV | 1 | 20% | 18% | 0% | 0% | 0 | 0% | -2% | ---- | ---- | | 1 | 25% | 23% | 0% | 0% | | 1 | 33% | 31% | 0% | 0% | | 0 | ---- | ---- | ---- | ---- | |
| n.19 | 19??? | 0 | 0% | 0% | ---- | ---- | 0 | 0% | 0% | ---- | ---- | | 0 | 0% | 0% | ---- | ---- | | 0 | ---- | ---- | ---- | ---- | | 0 | ---- | ---- | ---- | ---- | |
| n.4 | 4 GJORGIJEV | 1 | 20% | -17% | 100% | 0% | 3 | 100% | 63% | 0% | 0% | | 1 | 25% | -12% | 0% | 0% | | 0 | 0% | -37% | ---- | ---- | | 0 | ---- | ---- | ---- | ---- | |
| n.13 | 13 SIMOVSKI | 0 | 0% | 0% | ---- | ---- | 0 | 0% | 0% | ---- | ---- | | 0 | 0% | 0% | ---- | ---- | | 0 | ---- | ---- | ---- | ---- | | 0 | ---- | ---- | ---- | ---- | |
| n.3 | 3 JOSIFOV | 1 | 20% | 6% | 0% | 0% | 0 | 0% | -14% | ---- | ---- | | 0 | 0% | -14% | ---- | ---- | | 1 | 33% | 19% | 100% | 0% | | 0 | ---- | ---- | ---- | ---- | |
| n.7 | 7 NAKOV | 0 | 0% | 0% | ---- | ---- | 0 | 0% | 0% | ---- | ---- | | 0 | 0% | 0% | ---- | ---- | | 0 | ---- | ---- | ---- | ---- | | 0 | ---- | ---- | ---- | ---- | |
| n.10 | 10 KLOPCHESKI | 0 | 0% | -10% | ---- | ---- | 0 | 0% | -10% | ---- | ---- | | 0 | 0% | -10% | ---- | ---- | | 0 | ---- | ---- | ---- | ---- | | 0 | ---- | ---- | ---- | ---- | |
| n.2 | 2 GJORGIJEV | 0 | 0% | -1% | ---- | ---- | 0 | 0% | -1% | ---- | ---- | | 0 | 0% | -1% | ---- | ---- | | 0 | ---- | ---- | ---- | ---- | | 0 | ---- | ---- | ---- | ---- | |
| n.6 | 6 DESPOTOVSKI | 0 | 0% | -1% | ---- | ---- | 0 | 0% | -1% | ---- | ---- | | 0 | 0% | -1% | ---- | ---- | | 0 | ---- | ---- | ---- | ---- | | 0 | ---- | ---- | ---- | ---- | |

Total Worksheet - 08 - Muro per tipo di attacco e base

(3) ROU, CZE1, EST16

| MURO per tipo di attacco | | | | | | | |
|--------------------------|------|------|-----|-----|-----|-----|-----|
| Tipo di attacco | Att. | Muri | (#) | (+) | (!) | (-) | (=) |
| Alta | 92 | 36 | 4% | 1% | 11% | 3% | 18% |
| Pipe/Schema | 19 | 1 | 0% | 0% | 0% | 0% | 5% |
| Primo tempo | 56 | 18 | 5% | 4% | 7% | 2% | 12% |
| Quick | 135 | 59 | 8% | 2% | 7% | 4% | 21% |
| Altro | 20 | 3 | 0% | 0% | 15% | 0% | 0% |
| Totale | 322 | 117 | 6% | 2% | 8% | 3% | 17% |

| Base | Tutte le uscite | | | | | | | FRONT | | | | | | | CENTER | | | | | | | BACK | | | | | | | | | | | | |
|--------------|-----------------|------|-----|-----|-----|-----|-----|-------|------|------|-----|-----|-----|-----|--------|------|-----|-----|-----|-----|-----|------|------|-----|-----|-----|-----|-----|----|----|-----|-----|-----|-----|
| | Att. | Muri | (#) | (+) | (!) | (-) | (=) | Att. | Muri | (#) | (+) | (!) | (-) | (=) | Att. | Muri | (#) | (+) | (!) | (-) | (=) | Att. | Muri | (#) | (+) | (!) | (-) | (=) | | | | | | |
| K1 KH | 76 | 23 | 5% | 0% | 5% | 0% | 20% | 18 | 5 | 0% | 0% | 6% | 0% | 22% | 26 | 7 | 8% | 0% | 4% | 0% | 15% | 19 | 9 | 11% | 0% | 5% | 0% | 32% | 9 | 1 | 0% | 0% | 0% | 0% |
| K2 KW | 5 | 1 | 20% | 0% | 0% | 0% | 0% | 1 | 1 | 100% | 0% | 0% | 0% | 0% | 3 | 0 | 0% | 0% | 0% | 0% | 0% | 1 | 0 | 0% | 0% | 0% | 0% | 0% | 0 | 0 | --- | --- | --- | --- |
| K7 KX | 21 | 10 | 5% | 10% | 0% | 10% | 24% | 5 | 3 | 0% | 0% | 40% | 20% | 8 | 3 | 0% | 25% | 0% | 0% | 12% | 7 | 4 | 14% | 0% | 0% | 0% | 43% | 1 | 0 | 0% | 0% | 0% | 0% | |
| Tot. | 102 | 34 | 6% | 2% | 4% | 2% | 20% | 24 | 9 | 4% | 0% | 4% | 8% | 21% | 37 | 10 | 5% | 5% | 3% | 0% | 14% | 27 | 13 | 11% | 0% | 4% | 0% | 33% | 10 | 1 | 0% | 0% | 0% | 0% |

| DETTAGLIO MURO su palla QUICK | | | | | | | |
|-------------------------------|------|------|-----|-----|-----|-----|-----|
| | Att. | Muri | (#) | (+) | (!) | (-) | (=) |
| ---- X5 | 80 | 32 | 8% | 2% | 6% | 6% | 18% |
| ---- X6 | 36 | 19 | 3% | 3% | 11% | 3% | 33% |
| ---- X8 | 19 | 8 | 21% | 0% | 5% | 0% | 16% |
| Totale | 135 | 59 | 8% | 2% | 7% | 4% | 21% |

| Base | Tutte le uscite | | | | | | | FRONT | | | | | | | CENTER | | | | | | | BACK | | | | | | | | | | | | |
|-------------|-----------------|------|-----|-----|-----|-----|-----|-------|------|-----|-----|-----|-----|-----|--------|------|-----|-----|-----|-----|-----|------|------|-----|-----|-----|-----|-----|---|-----|-----|-----|-----|----|
| | Att. | Muri | (#) | (+) | (!) | (-) | (=) | Att. | Muri | (#) | (+) | (!) | (-) | (=) | Att. | Muri | (#) | (+) | (!) | (-) | (=) | Att. | Muri | (#) | (+) | (!) | (-) | (=) | | | | | | |
| KM | 12 | 3 | 8% | 0% | 8% | 0% | 8% | 6 | 2 | 17% | 0% | 0% | 0% | 17% | 1 | 0 | 0% | 0% | 0% | 0% | 0% | 2 | 1 | 0% | 0% | 50% | 0% | 0% | 3 | 0 | 0% | 0% | 0% | 0% |
| KC | 9 | 6 | 11% | 11% | 0% | 22% | 22% | 7 | 6 | 14% | 14% | 0% | 29% | 29% | 1 | 0 | 0% | 0% | 0% | 0% | 0% | 1 | 0 | 0% | 0% | 0% | 0% | 0 | 0 | --- | --- | --- | --- | |
| KA | 2 | 0 | 0% | 0% | 0% | 0% | 0% | 0 | 0 | --- | --- | --- | --- | 1 | 0 | 0% | 0% | 0% | 0% | 0% | 1 | 0 | 0% | 0% | 0% | 0% | 0% | 0 | 0 | --- | --- | --- | --- | |
| Tot. | 23 | 9 | 9% | 4% | 4% | 9% | 13% | 13 | 8 | 15% | 8% | 0% | 15% | 23% | 3 | 0 | 0% | 0% | 0% | 0% | 4 | 1 | 0% | 0% | 25% | 0% | 0% | 3 | 0 | 0% | 0% | 0% | 0% | |

| MURO per qualità della ricezione | | | | | | | |
|----------------------------------|------|------|-----|-----|-----|-----|-----|
| Ricezione | Att. | Muri | (#) | (+) | (!) | (-) | (=) |
| Rice # | 49 | 15 | 2% | 2% | 6% | 0% | 20% |
| Rice + | 56 | 17 | 7% | 2% | 5% | 4% | 12% |
| Rice ! | 41 | 19 | 10% | 2% | 5% | 5% | 24% |
| Rice - | 43 | 18 | 7% | 2% | 14% | 2% | 16% |
| Totale | 189 | 69 | 6% | 2% | 7% | 3% | 18% |

| Base | Tutte le uscite | | | | | | | FRONT | | | | | | | CENTER | | | | | | | BACK | | | | | | | | | | | | |
|-------------|-----------------|------|-----|-----|-----|------|-----|-------|------|-----|-----|-----|-----|-----|--------|------|-----|-----|-----|------|-----|------|------|-----|-----|-----|------|-----|---|-----|-----|-----|-----|----|
| | Att. | Muri | (#) | (+) | (!) | (-) | (=) | Att. | Muri | (#) | (+) | (!) | (-) | (=) | Att. | Muri | (#) | (+) | (!) | (-) | (=) | Att. | Muri | (#) | (+) | (!) | (-) | (=) | | | | | | |
| KP | 7 | 3 | 14% | 0% | 29% | 0% | 0% | 3 | 2 | 33% | 0% | 33% | 0% | 0% | 3 | 1 | 0% | 0% | 33% | 0% | 0% | 0 | 0 | --- | --- | --- | --- | --- | 1 | 0 | 0% | 0% | 0% | 0% |
| KS | 2 | 1 | 0% | 0% | 0% | 50% | 0% | 0 | 0 | --- | --- | --- | --- | 1 | 0 | 0% | 0% | 0% | 0% | 0% | 1 | 1 | 0% | 0% | 0% | 0% | 100% | 0 | 0 | --- | --- | --- | --- | |
| KQ | 1 | 1 | 0% | 0% | 0% | 100% | 0% | 0 | 0 | --- | --- | --- | --- | 1 | 1 | 0% | 0% | 0% | 0% | 100% | 0 | 0 | --- | --- | --- | --- | --- | 0 | 0 | --- | --- | --- | --- | |
| Tot. | 4 | 3 | 0% | 0% | 25% | 0% | 50% | 0 | 0 | --- | --- | --- | --- | 3 | 2 | 0% | 0% | 33% | 0% | 33% | 1 | 1 | 0% | 0% | 0% | 0% | 100% | 0 | 0 | --- | --- | --- | --- | |

| DETTAGLIO MURO su ricezione - | | | | | | | |
|-------------------------------|------|------|-----|-----|-----|-----|-----|
| Ricezione | Att. | Muri | (#) | (+) | (!) | (-) | (=) |
| ---- Rice - (no alta) | 7 | 3 | 14% | 0% | 29% | 0% | 0% |
| ---- Rice - alta) | 36 | 15 | 6% | 3% | 11% | 3% | 19% |
| Totale | 43 | 18 | 7% | 2% | 14% | 2% | 16% |

Total Worksheet - 09 - Attacco totale e Contrattacco

(3) ROU, CZE1, EST16

| ATTACCO TOTALE | | | | | | | | | | | | | | | |
|--------------------|------|-------|-------|-----|-------|-----|-------|-------|-------|-----|-------|-----|-------|-------|--------|
| Nome | Tot. | Tot.% | Eff.% | (+) | (+)% | (#) | (#)% | (#)/S | pos.% | (/) | (/)% | (=) | (=)% | Err.% | Err./S |
| Quick | 157 | 50% | 25% | 28 | 18% | 74 | 47% | 6.2 | 65% | 27 | 17% | 8 | 5% | 22% | 2.9 |
| Alta | 77 | 25% | 3% | 14 | 18% | 23 | 30% | 1.9 | 48% | 14 | 18% | 7 | 9% | 27% | 1.8 |
| Pipe/Schema | 4 | 1% | 0% | 0 | 0% | 2 | 50% | 0.2 | 50% | 0 | 0% | 2 | 50% | 50% | 0.2 |
| Primo tempo | 60 | 19% | 37% | 15 | 25% | 30 | 50% | 2.5 | 75% | 6 | 10% | 2 | 3% | 13% | 0.7 |
| Totale | 312 | X | 19% | 60 | 19% | 131 | 42% | 10.9 | --- | 49 | 16% | 20 | 6% | 22% | 5.8 |
| n.4 4 GJORGIVJEV | 137 | 44% | 20% | 26 | 19% | 59 | 43% | 4.9 | 62% | 23 | 17% | 8 | 6% | 23% | 1.9 |
| n.1 13 SIMOVSKI | 1 | 0% | 100% | 0 | 0% | 1 | 100% | 1.0 | 100% | 0 | 0% | 0 | 0% | 0% | 0.0 |
| n.5 5 MILEV | 59 | 19% | 5% | 12 | 20% | 18 | 31% | 1.5 | 51% | 10 | 17% | 5 | 8% | 25% | 2.1 |
| n.8 8 LJAFTOV | 43 | 14% | 23% | 4 | 9% | 22 | 51% | 1.8 | 60% | 8 | 19% | 4 | 9% | 28% | 2.3 |
| n.1 12 NIKOLOVSKI | 0 | 0% | 0% | 0 | ((--- | 0 | ((--- | --- | --- | 0 | ((--- | 0 | ((--- | ((--- | --- |
| n.1 14 ANDONOV | 6 | 2% | 0% | 1 | 17% | 1 | 17% | 0.3 | 34% | 1 | 17% | 0 | 0% | 17% | 4.3 |
| n.1 19??? | 0 | 0% | 0% | 0 | ((--- | 0 | ((--- | --- | --- | 0 | ((--- | 0 | ((--- | ((--- | --- |
| n.3 3 JOSIFOV | 41 | 13% | 41% | 14 | 34% | 20 | 49% | 1.7 | 83% | 1 | 2% | 2 | 5% | 7% | 0.6 |
| n.7 7 NAKOV | 0 | 0% | 0% | 0 | ((--- | 0 | ((--- | --- | --- | 0 | ((--- | 0 | ((--- | ((--- | --- |
| n.1 10 KLOPCHESKI | 25 | 8% | 12% | 3 | 12% | 10 | 40% | 0.0 | --- | 6 | 24% | 1 | 4% | --- | --- |
| n.1 12 NIKOLOVSKI | 0 | 0% | 0% | 0 | ((--- | 0 | ((--- | --- | --- | 0 | ((--- | 0 | ((--- | ((--- | --- |

| CONTRATTACCO | | | | | | | | | | | | | | | |
|--------------------|------|-------|-------|-----|-------|-----|-------|-------|-------|-----|-------|-----|-------|-------|--------|
| Nome | Tot. | Tot.% | Eff.% | (+) | (+)% | (#) | (#)% | (#)/S | pos.% | (/) | (/)% | (=) | (=)% | Err.% | Err./S |
| Quick | 71 | 42% | 8% | 12 | 17% | 29 | 41% | 2.4 | 58% | 20 | 28% | 3 | 4% | 32% | 1.9 |
| Alta | 71 | 42% | 0% | 16 | 23% | 21 | 30% | 1.8 | 52% | 11 | 15% | 10 | 14% | 30% | 1.8 |
| Pipe/Schema | 2 | 1% | -100 | 0 | 0% | 0 | 0% | 0.0 | 0% | 0 | 0% | 2 | 100% | 100% | 0.2 |
| Primo tempo | 12 | 7% | 58% | 4 | 33% | 7 | 58% | 0.6 | 92% | 0 | 0% | 0 | 0% | 0% | 0.0 |
| Totale | 171 | X | 4% | 35 | 20% | 60 | 35% | 5.0 | --- | 34 | 20% | 16 | 9% | 29% | 4.2 |
| n.4 4 GJORGIVJEV | 60 | 6% | 5% | 13 | 22% | 21 | 35% | 1.8 | 57% | 13 | 22% | 5 | 8% | 30% | 2.5 |
| n.1 13 SIMOVSKI | 1 | 1% | 100% | 0 | 0% | 1 | 100% | 1.0 | 100% | 0 | 0% | 0 | 0% | 0% | 0.0 |
| n.5 5 MILEV | 18 | 11% | -6% | 2 | 11% | 5 | 28% | 0.4 | 39% | 4 | 22% | 2 | 11% | 33% | 2.8 |
| n.8 8 LJAFTOV | 15 | 14% | -7% | 1 | 7% | 5 | 33% | 0.4 | 40% | 3 | 20% | 3 | 20% | 40% | 3.3 |
| n.1 12 NIKOLOVSKI | 0 | 0% | 0% | 0 | ((--- | 0 | ((--- | --- | --- | 0 | ((--- | 0 | ((--- | ((--- | --- |
| n.1 14 ANDONOV | 1 | 1% | -100 | 0 | 0% | 0 | 0% | 0.0 | 0% | 1 | 100% | 0 | 0% | 100% | 25.0 |
| n.1 19??? | 0 | 0% | 0% | 0 | ((--- | 0 | ((--- | --- | --- | 0 | ((--- | 0 | ((--- | ((--- | --- |
| n.3 3 JOSIFOV | 11 | 5% | 27% | 6 | 55% | 4 | 36% | 0.3 | 91% | 0 | 0% | 1 | 9% | 5% | 0.4 |
| n.7 7 NAKOV | 0 | 0% | 0% | 0 | ((--- | 0 | ((--- | --- | --- | 0 | ((--- | 0 | ((--- | ((--- | --- |
| n.1 10 KLOPCHESKI | 5 | 4% | 60% | 0 | 0% | 3 | 60% | 1.8 | 57% | 0 | 0% | 0 | 0% | --- | --- |
| n.1 12 NIKOLOVSKI | 0 | 0% | 0% | 0 | ((--- | 0 | ((--- | --- | --- | 0 | ((--- | 0 | ((--- | ((--- | --- |

Total Print Composition - _P12 - 10 - Distribuzione 1

Total Zone Chart analysis

| S4 | S3 | S2 | | | | | | | | | | | | | | | | | | | | |
|--|---------|---------|-------|-----------|---------|---------|---|-------|---------|-------|-----------|---|---------|--|---------|---------|-----------|------|---------|--|-------|--|
| <table border="1"> <tr> <td>1 17%</td> <td>4 67%</td> </tr> <tr> <td>-100</td> <td>75% 75%</td> </tr> <tr> <td colspan="2">1 17%</td> </tr> </table> | 1 17% | 4 67% | -100 | 75% 75% | 1 17% | | <table border="1"> <tr> <td>5 56%</td> </tr> <tr> <td>40% 60%</td> </tr> <tr> <td>4 44%</td> </tr> <tr> <td>100% 100%</td> </tr> </table> | 5 56% | 40% 60% | 4 44% | 100% 100% | <table border="1"> <tr> <td>2 22%</td> <td>2 22%</td> </tr> <tr> <td>50% 50%</td> <td>50% 50%</td> </tr> <tr> <td colspan="2">4 44%</td> </tr> <tr> <td colspan="2">50% 50%</td> </tr> <tr> <td colspan="2">1 11%</td> </tr> </table> | 2 22% | 2 22% | 50% 50% | 50% 50% | 4 44% | | 50% 50% | | 1 11% | |
| 1 17% | 4 67% | | | | | | | | | | | | | | | | | | | | | |
| -100 | 75% 75% | | | | | | | | | | | | | | | | | | | | | |
| 1 17% | | | | | | | | | | | | | | | | | | | | | | |
| 5 56% | | | | | | | | | | | | | | | | | | | | | | |
| 40% 60% | | | | | | | | | | | | | | | | | | | | | | |
| 4 44% | | | | | | | | | | | | | | | | | | | | | | |
| 100% 100% | | | | | | | | | | | | | | | | | | | | | | |
| 2 22% | 2 22% | | | | | | | | | | | | | | | | | | | | | |
| 50% 50% | 50% 50% | | | | | | | | | | | | | | | | | | | | | |
| 4 44% | | | | | | | | | | | | | | | | | | | | | | |
| 50% 50% | | | | | | | | | | | | | | | | | | | | | | |
| 1 11% | | | | | | | | | | | | | | | | | | | | | | |
| S5 | S6 | S1 | | | | | | | | | | | | | | | | | | | | |
| <table border="1"> <tr> <td>2 25%</td> <td>3 38%</td> <td>3 38%</td> </tr> <tr> <td>100% 100%</td> <td>33% 33%</td> <td>67% 67%</td> </tr> </table> | 2 25% | 3 38% | 3 38% | 100% 100% | 33% 33% | 67% 67% | <table border="1"> <tr> <td>3 30%</td> <td>3 30%</td> <td>4 40%</td> </tr> <tr> <td>33% 67%</td> <td>33%</td> <td>25% 50%</td> </tr> </table> | 3 30% | 3 30% | 4 40% | 33% 67% | 33% | 25% 50% | <table border="1"> <tr> <td>3 75%</td> <td>1 25%</td> </tr> <tr> <td>100% 100%</td> <td>-100</td> </tr> </table> | 3 75% | 1 25% | 100% 100% | -100 | | | | |
| 2 25% | 3 38% | 3 38% | | | | | | | | | | | | | | | | | | | | |
| 100% 100% | 33% 33% | 67% 67% | | | | | | | | | | | | | | | | | | | | |
| 3 30% | 3 30% | 4 40% | | | | | | | | | | | | | | | | | | | | |
| 33% 67% | 33% | 25% 50% | | | | | | | | | | | | | | | | | | | | |
| 3 75% | 1 25% | | | | | | | | | | | | | | | | | | | | | |
| 100% 100% | -100 | | | | | | | | | | | | | | | | | | | | | |

| | | |
|--------|--------|---------|
| 11 24% | 18 39% | 7 15% |
| 55% | 73% | 43% 57% |
| | | 8 17% |
| | | 75% 75% |
| | | 2 4% |

Total events Total events %
Efficiency % Events # in %

DISTRIBUZIONE RICEZIONE #,+

Total Zone Chart analysis

| S4 | S3 | S2 | | | | | | | | | | | | | | | | | | | | |
|--|--|---------|-------|-----------|-------|-----|-----------|--|-------|--|---|-------|---------|-------|-----------|---|-------|---------|-------|---------|-------|--|
| <table border="1"> <tr> <td>1 33%</td> <td>2 67%</td> </tr> <tr> <td>-100</td> <td>100% 100%</td> </tr> <tr> <td colspan="2">2 40%</td> </tr> <tr> <td colspan="2">100% 100%</td> </tr> <tr> <td colspan="2">1 20%</td> </tr> </table> | 1 33% | 2 67% | -100 | 100% 100% | 2 40% | | 100% 100% | | 1 20% | | <table border="1"> <tr> <td>3 60%</td> </tr> <tr> <td>67% 67%</td> </tr> <tr> <td>2 40%</td> </tr> <tr> <td>100% 100%</td> </tr> </table> | 3 60% | 67% 67% | 2 40% | 100% 100% | <table border="1"> <tr> <td>2 40%</td> </tr> <tr> <td>50% 50%</td> </tr> <tr> <td>2 40%</td> </tr> <tr> <td>50% 50%</td> </tr> <tr> <td colspan="2">1 20%</td> </tr> </table> | 2 40% | 50% 50% | 2 40% | 50% 50% | 1 20% | |
| 1 33% | 2 67% | | | | | | | | | | | | | | | | | | | | | |
| -100 | 100% 100% | | | | | | | | | | | | | | | | | | | | | |
| 2 40% | | | | | | | | | | | | | | | | | | | | | | |
| 100% 100% | | | | | | | | | | | | | | | | | | | | | | |
| 1 20% | | | | | | | | | | | | | | | | | | | | | | |
| 3 60% | | | | | | | | | | | | | | | | | | | | | | |
| 67% 67% | | | | | | | | | | | | | | | | | | | | | | |
| 2 40% | | | | | | | | | | | | | | | | | | | | | | |
| 100% 100% | | | | | | | | | | | | | | | | | | | | | | |
| 2 40% | | | | | | | | | | | | | | | | | | | | | | |
| 50% 50% | | | | | | | | | | | | | | | | | | | | | | |
| 2 40% | | | | | | | | | | | | | | | | | | | | | | |
| 50% 50% | | | | | | | | | | | | | | | | | | | | | | |
| 1 20% | | | | | | | | | | | | | | | | | | | | | | |
| S5 | S6 | S1 | | | | | | | | | | | | | | | | | | | | |
| | <table border="1"> <tr> <td>1 17%</td> <td>3 50%</td> <td>2 33%</td> </tr> <tr> <td>-100</td> <td>33%</td> <td>50% 50%</td> </tr> </table> | 1 17% | 3 50% | 2 33% | -100 | 33% | 50% 50% | | | | | | | | | | | | | | | |
| 1 17% | 3 50% | 2 33% | | | | | | | | | | | | | | | | | | | | |
| -100 | 33% | 50% 50% | | | | | | | | | | | | | | | | | | | | |

| | | |
|-------|---------|---------|
| 2 11% | 10 53% | 2 11% |
| -100% | 50% 60% | 50% 50% |
| | | 4 21% |
| | | 75% 75% |
| | | 1 5% |

Total events Total events %
Efficiency % Events # in %

DISTRIBUZIONE RICEZIONE #

Total Zone Chart analysis

| S4 | S3 | S2 | | | | | | | | | | | | | | |
|---|---------|---------|-------|-----------|---|---------|---|-------|-----------|---|-------|--|-------|---------|-----------|------|
| <table border="1"> <tr> <td>2 67%</td> </tr> <tr> <td>50% 50%</td> </tr> <tr> <td colspan="2">1 33%</td> </tr> </table> | 2 67% | 50% 50% | 1 33% | | <table border="1"> <tr> <td>2 50%</td> </tr> <tr> <td>50%</td> </tr> <tr> <td>2 50%</td> </tr> <tr> <td>100% 100%</td> </tr> </table> | 2 50% | 50% | 2 50% | 100% 100% | <table border="1"> <tr> <td>2 50%</td> </tr> <tr> <td>50% 50%</td> </tr> <tr> <td>2 50%</td> </tr> <tr> <td>50% 50%</td> </tr> </table> | 2 50% | 50% 50% | 2 50% | 50% 50% | | |
| 2 67% | | | | | | | | | | | | | | | | |
| 50% 50% | | | | | | | | | | | | | | | | |
| 1 33% | | | | | | | | | | | | | | | | |
| 2 50% | | | | | | | | | | | | | | | | |
| 50% | | | | | | | | | | | | | | | | |
| 2 50% | | | | | | | | | | | | | | | | |
| 100% 100% | | | | | | | | | | | | | | | | |
| 2 50% | | | | | | | | | | | | | | | | |
| 50% 50% | | | | | | | | | | | | | | | | |
| 2 50% | | | | | | | | | | | | | | | | |
| 50% 50% | | | | | | | | | | | | | | | | |
| S5 | S6 | S1 | | | | | | | | | | | | | | |
| <table border="1"> <tr> <td>2 25%</td> <td>3 38%</td> <td>3 38%</td> </tr> <tr> <td>100% 100%</td> <td>33% 33%</td> <td>67% 67%</td> </tr> </table> | 2 25% | 3 38% | 3 38% | 100% 100% | 33% 33% | 67% 67% | <table border="1"> <tr> <td>2 50%</td> <td>2 50%</td> </tr> <tr> <td>100% 100%</td> <td>50%</td> </tr> </table> | 2 50% | 2 50% | 100% 100% | 50% | <table border="1"> <tr> <td>3 75%</td> <td>1 25%</td> </tr> <tr> <td>100% 100%</td> <td>-100</td> </tr> </table> | 3 75% | 1 25% | 100% 100% | -100 |
| 2 25% | 3 38% | 3 38% | | | | | | | | | | | | | | |
| 100% 100% | 33% 33% | 67% 67% | | | | | | | | | | | | | | |
| 2 50% | 2 50% | | | | | | | | | | | | | | | |
| 100% 100% | 50% | | | | | | | | | | | | | | | |
| 3 75% | 1 25% | | | | | | | | | | | | | | | |
| 100% 100% | -100 | | | | | | | | | | | | | | | |

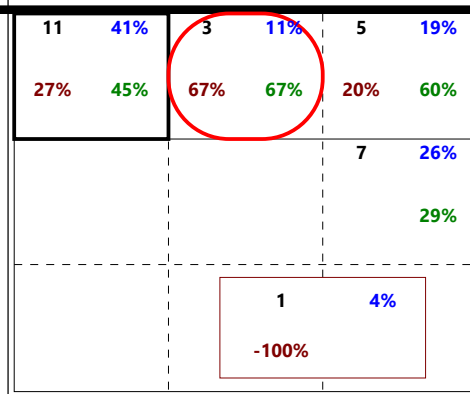
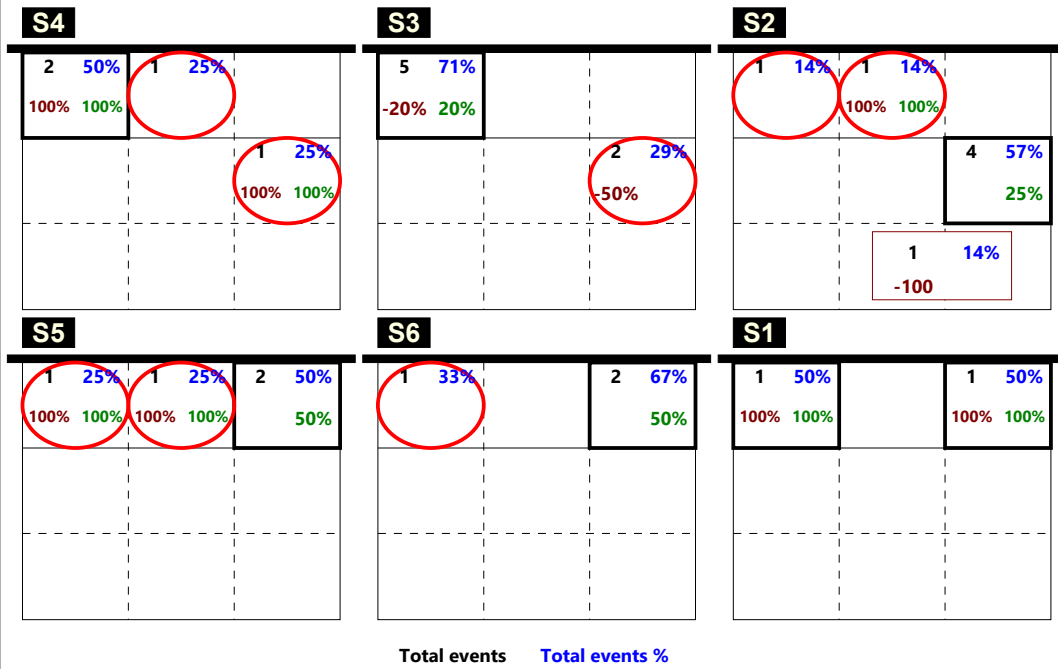
| | | |
|---------|---------|---------|
| 9 33% | 8 30% | 5 19% |
| 89% 89% | 12% 38% | 40% 60% |
| | | 4 15% |
| | | 75% 75% |
| | | 1 4% |

Total events Total events %
Efficiency % Events # in %

DISTRIBUZIONE R +

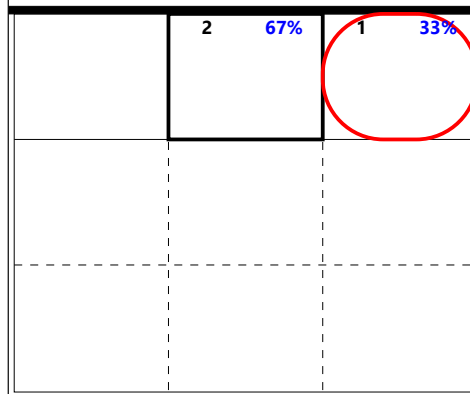

Total Print Composition - _P12 - 11 - Distribuzione 2

Total Zone Chart analysis



DISTRIBUZIONE RICEZIONE !

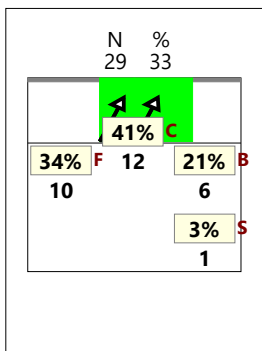
Total Zone Chart analysis



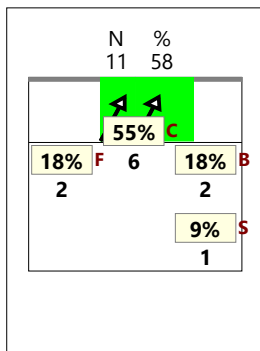
DISTRIBUZIONE RICEZIONE -

CHIAMATA 1 totale (K1 + KH)

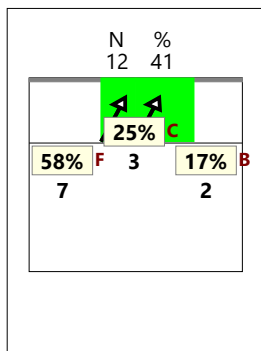
TOTALE



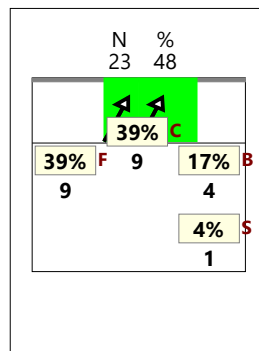
RICEZIONE



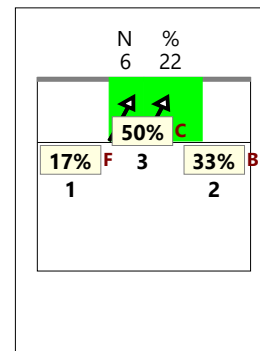
RICEZIONE +




RICEZIONE # +



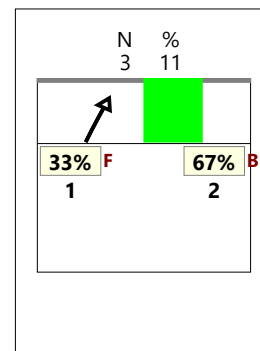
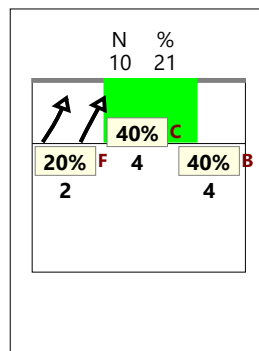
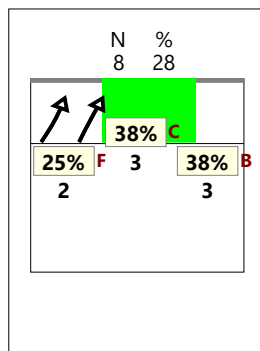
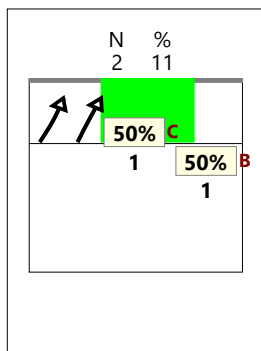
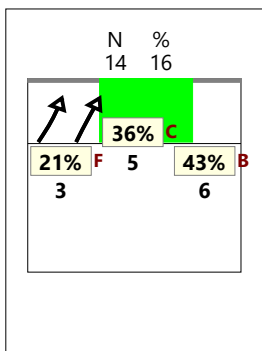
RICEZIONE !




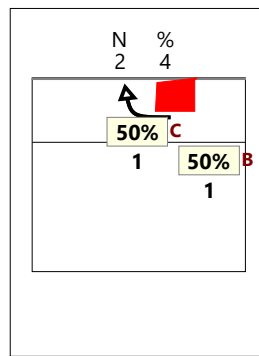

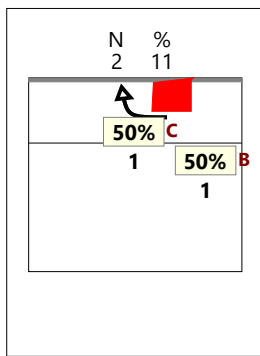
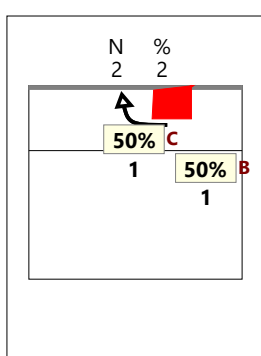
CHIAMATA 2 totale (K2 + KW)



CHIAMATA 7 totale (K7 + KX)

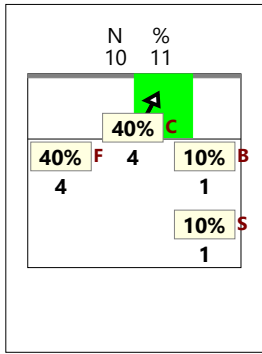


CHIAMATA CC totale (KD + KJ)

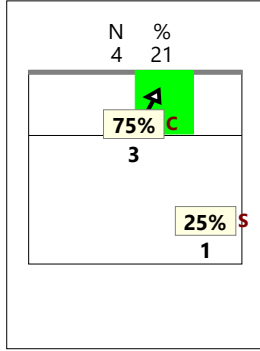


CHIAMATA 1 classica (K1)

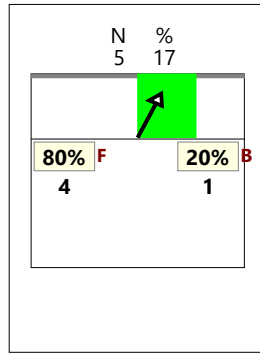
TOTALE



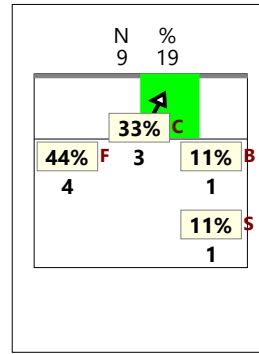
RICEZIONE



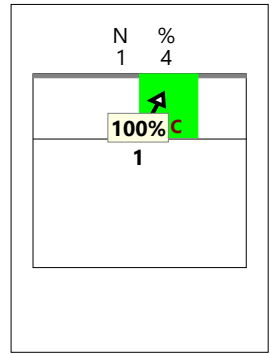
RICEZIONE +




RICEZIONE # +



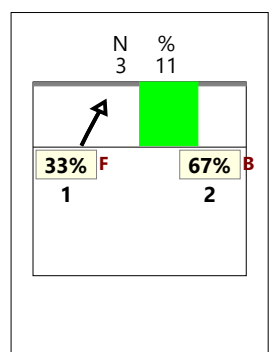
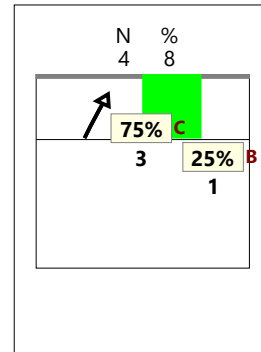
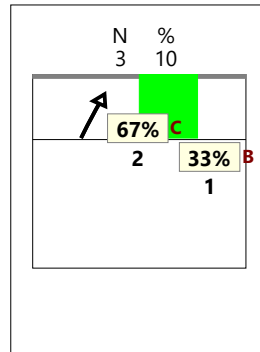
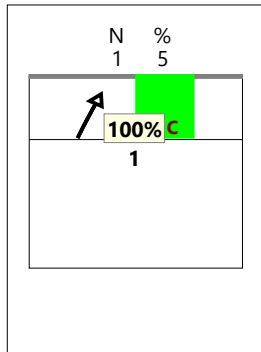
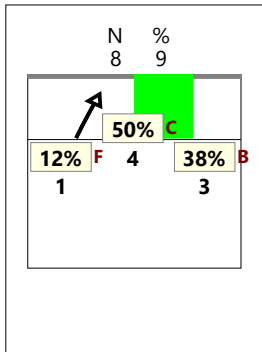
RICEZIONE !




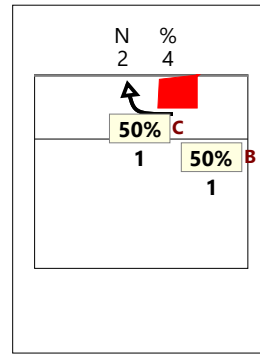
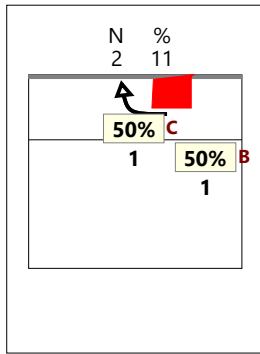
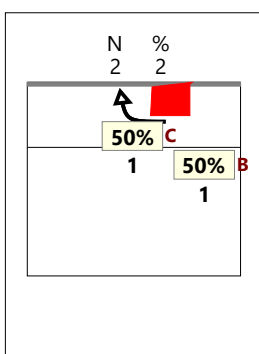
CHIAMATA 2 classica (K2)



CHIAMATA 7 classica (K7)

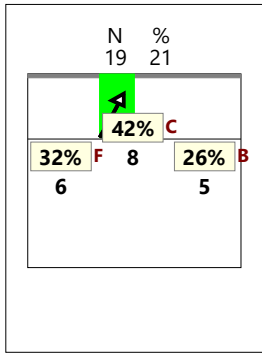


CHIAMATA CC classica (KD)

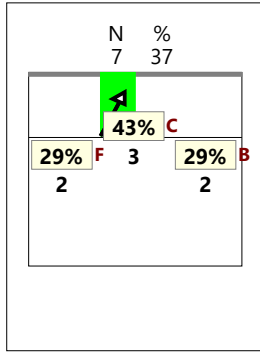


CHIAMATA 1 Centro rete (KH)

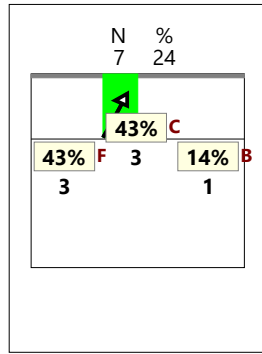
TOTALE



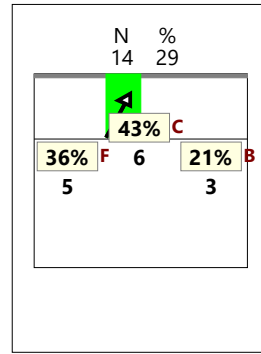
RICEZIONE



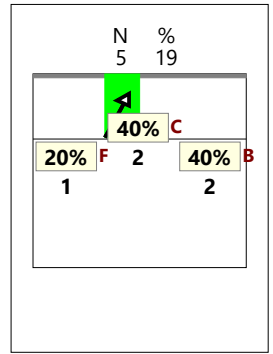
RICEZIONE +




RICEZIONE # +





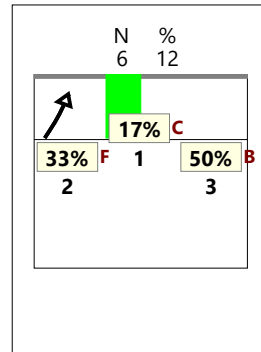
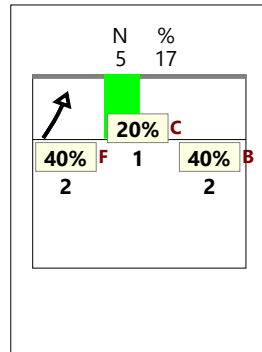
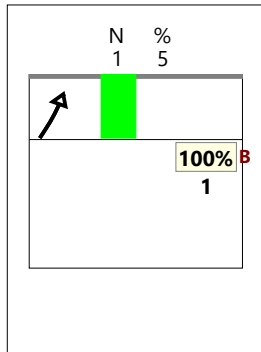
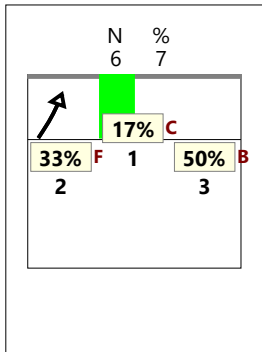
RICEZIONE !



CHIAMATA 2 Centro rete (KW)




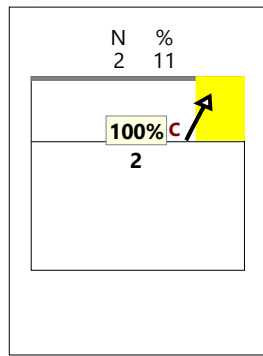
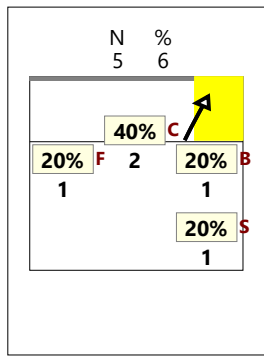
CHIAMATA 7 Centro rete (KX)



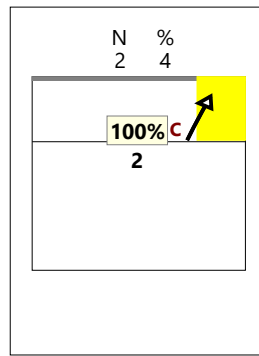
TOTALE

VERSO Z2

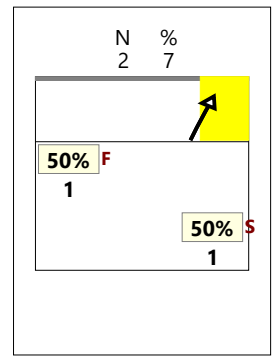
centrale vicino (KM) RICEZIONE



RICEZIONE #,+







RICEZIONE !



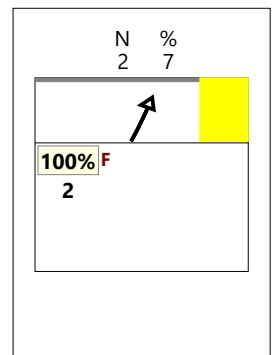
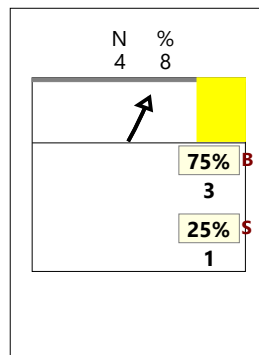
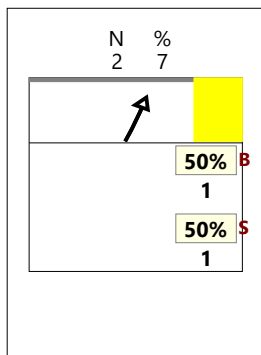
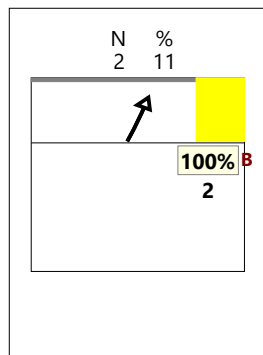
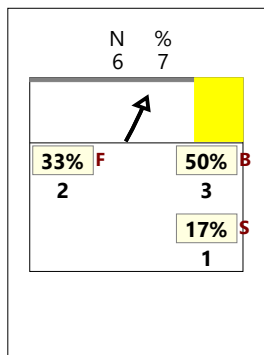
VERSO Z2

centrale dietro (KA)



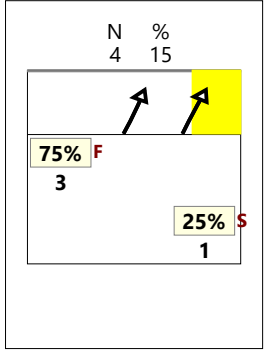
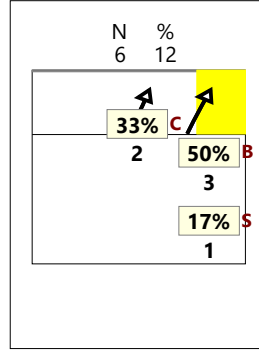
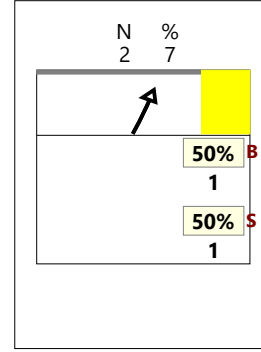
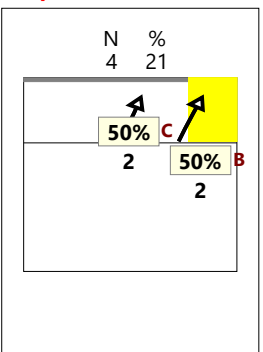
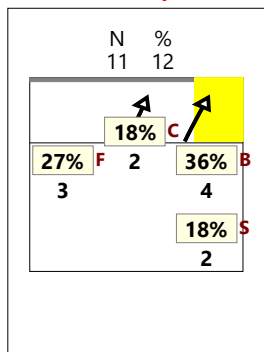
VERSO Z2

centrale lontano (KC)



VERSO Z2


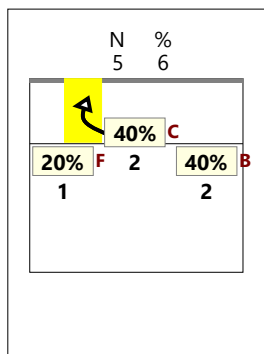
TOTALE (KM KA KC)



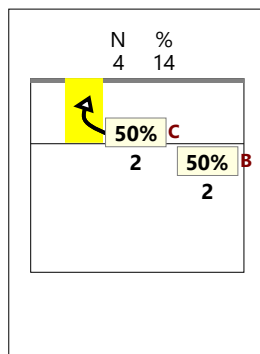
TOTALE

VERSO Z4

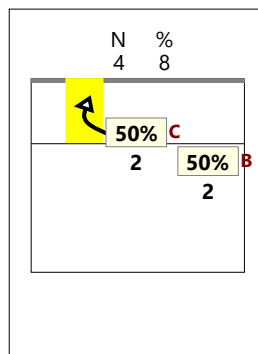
centrale avanti (KP) RICEZIONE #



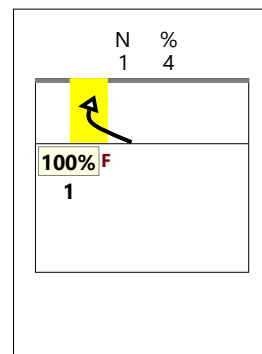
RICEZIONE +



RICEZIONE #,+

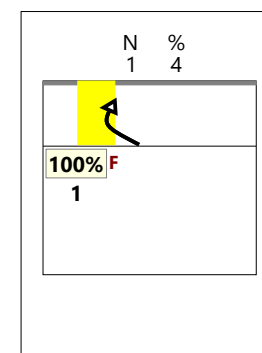


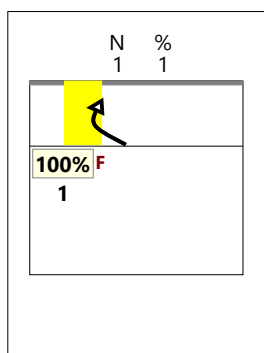


RICEZIONE !




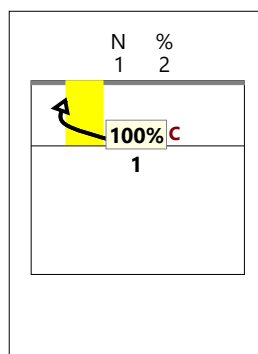
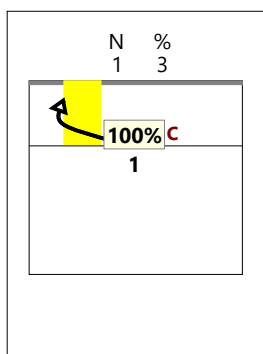

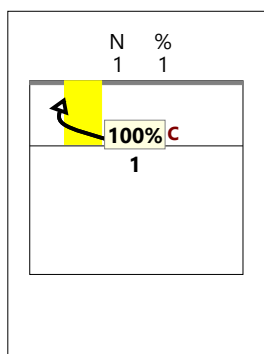
VERSO Z4

centrale dietro (KQ)



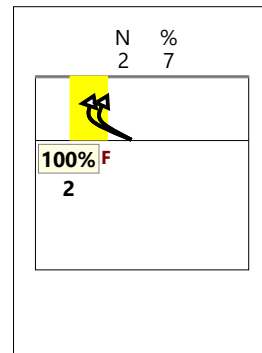
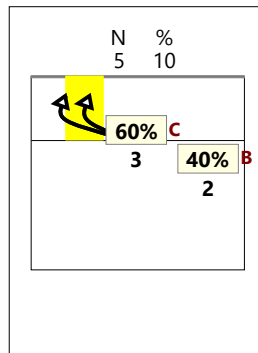
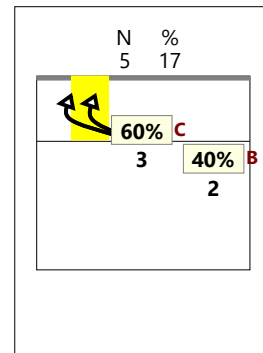

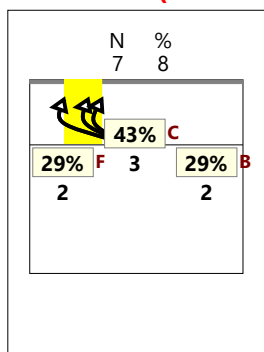
VERSO Z4

centrale lontano (KS)



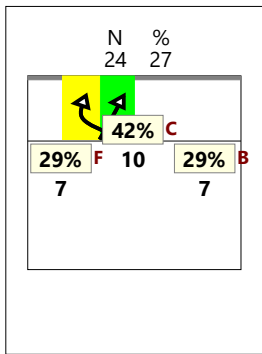
VERSO Z4

TOTALE (KP KQ KS)

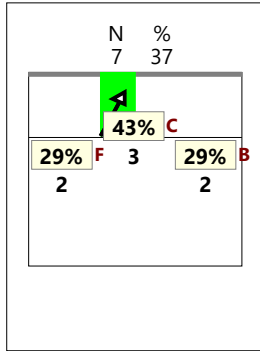


CHIAMATA 1 centro rete e verso 4 (KH + KP)

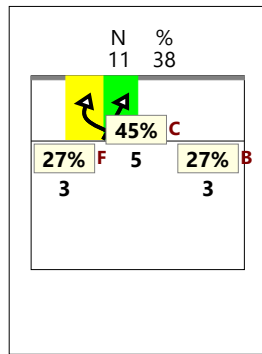
TOTALE



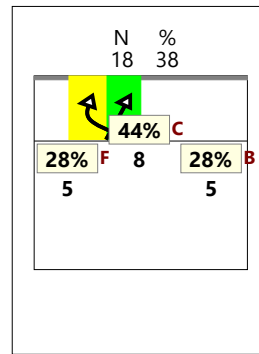
RICEZIONE



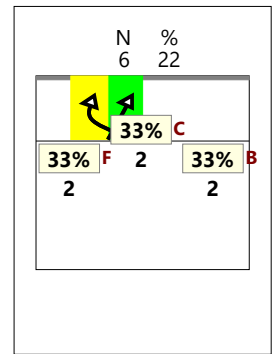
RICEZIONE +



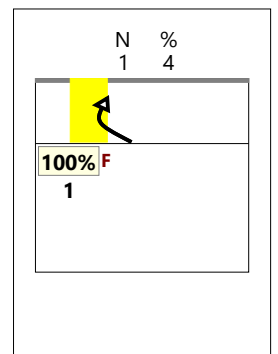



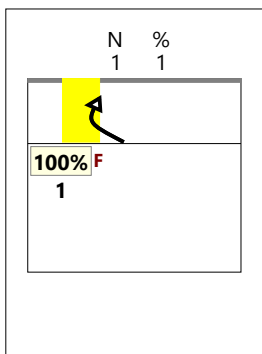
RICEZIONE # +




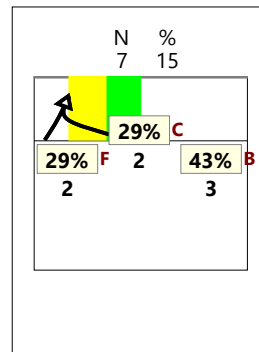
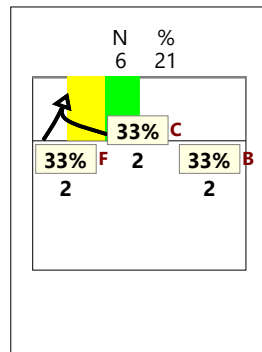
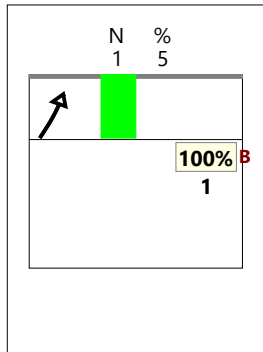
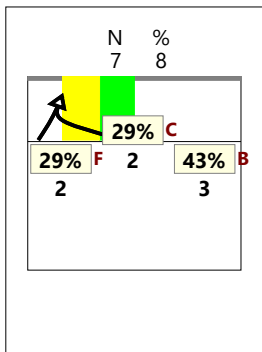
RICEZIONE !



CHIAMATA 2 centro rete e verso 4 (KW + KQ)

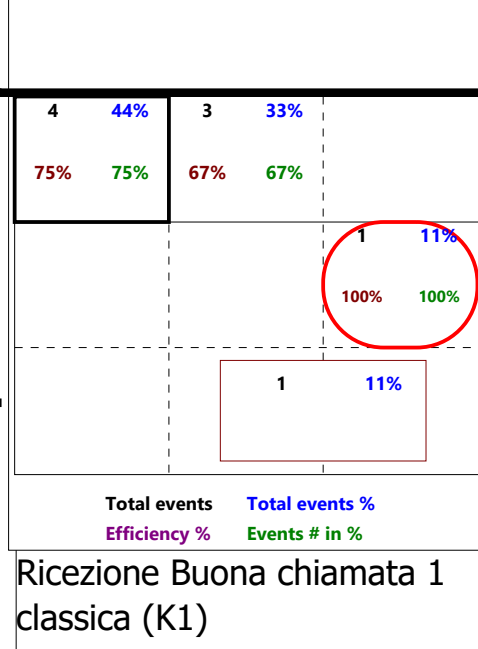
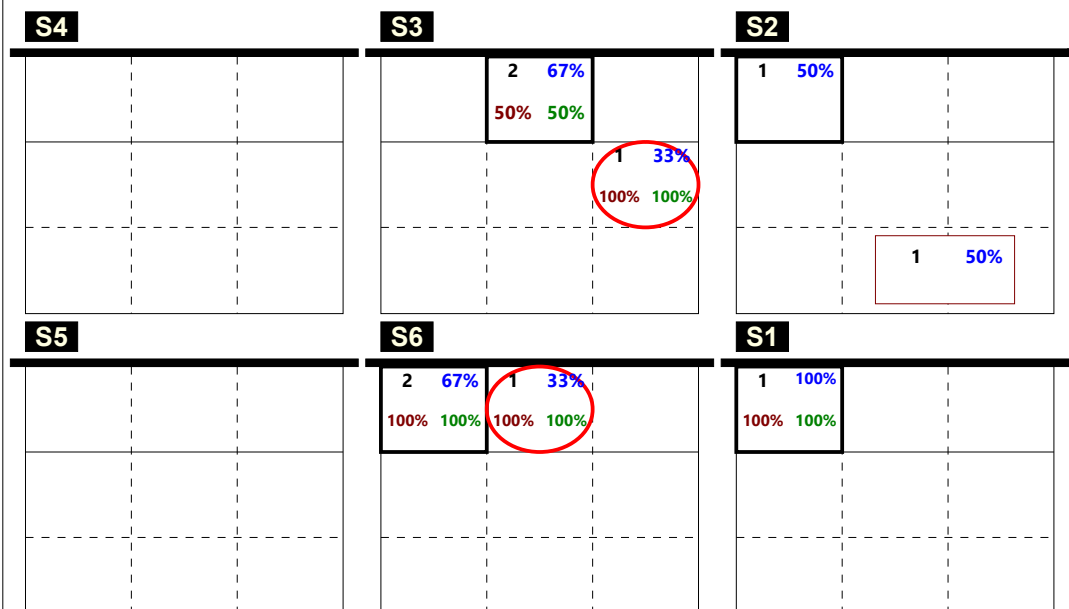


CHIAMATA 7 centro rete e verso 4 (KX + KS + KJ)

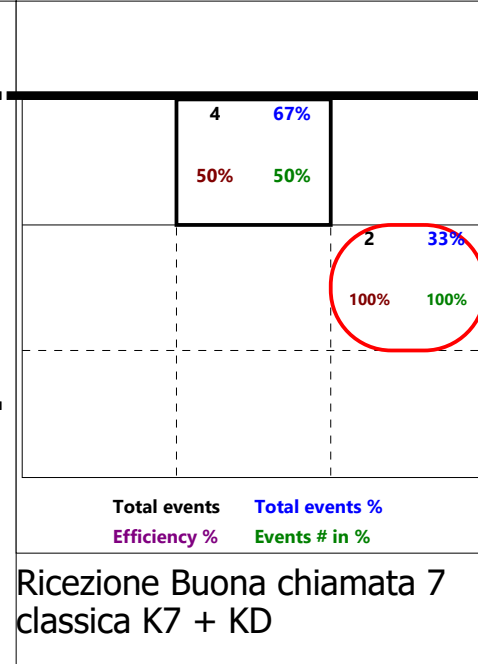
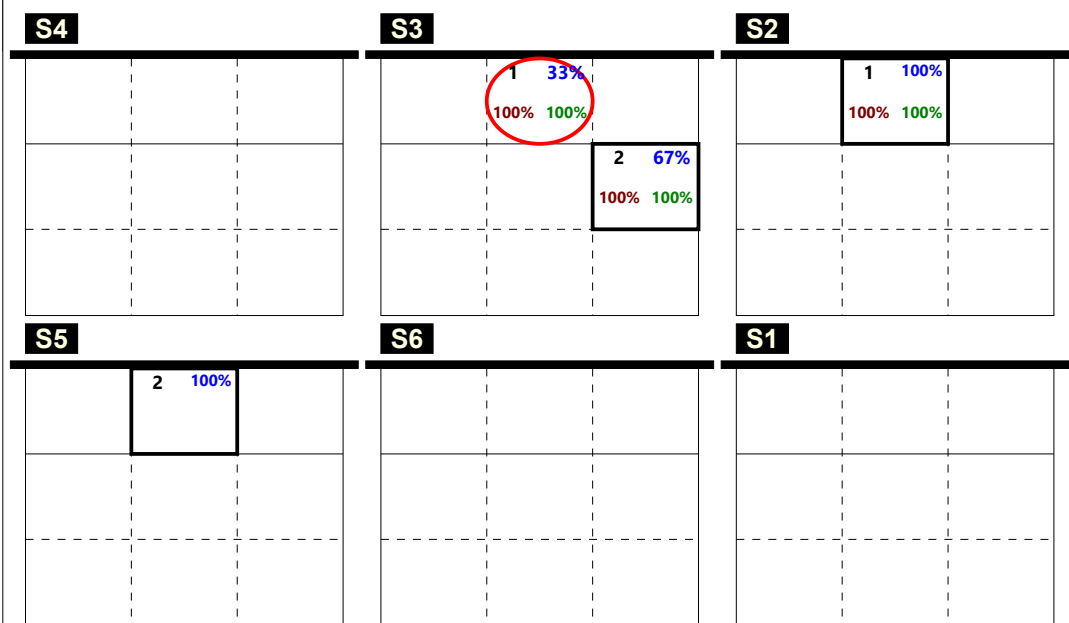


Total Print Composition - 19 - Distribuzione chiamata 1, 7 e 2 classica su #+ per rotazione



Total Zone Chart analysis



Total Zone Chart analysis



Total Zone Chart analysis



Total events Total events %
Efficiency % Events # in %

Total Print Composition - 20 - Distribuzione chiamata 1, 7 e 2 centro rete su #+ per rotazione

Total Zone Chart analysis

| S4 | S3 | S2 | | | | | | | | | | | | | | | | | | | | |
|--|---|-----------|-------|---------|--|-------|-----------|--|-------|-------|-----------|------|-----------|--|-------|-------|-----------|--|--|-------|--|-----------|
| <table border="1"> <tr> <td>1 33%</td> <td>2 67%</td> </tr> <tr> <td>-100</td> <td>50% 50%</td> </tr> </table> | 1 33% | 2 67% | -100 | 50% 50% | <table border="1"> <tr> <td>1 50%</td> <td></td> </tr> <tr> <td>-100</td> <td></td> </tr> <tr> <td></td> <td>1 50%</td> </tr> <tr> <td></td> <td>100% 100%</td> </tr> </table> | 1 50% | | -100 | | | 1 50% | | 100% 100% | <table border="1"> <tr> <td>1 33%</td> <td>1 33%</td> </tr> <tr> <td>100% 100%</td> <td></td> </tr> <tr> <td></td> <td>1 33%</td> </tr> <tr> <td></td> <td>100% 100%</td> </tr> </table> | 1 33% | 1 33% | 100% 100% | | | 1 33% | | 100% 100% |
| 1 33% | 2 67% | | | | | | | | | | | | | | | | | | | | | |
| -100 | 50% 50% | | | | | | | | | | | | | | | | | | | | | |
| 1 50% | | | | | | | | | | | | | | | | | | | | | | |
| -100 | | | | | | | | | | | | | | | | | | | | | | |
| | 1 50% | | | | | | | | | | | | | | | | | | | | | |
| | 100% 100% | | | | | | | | | | | | | | | | | | | | | |
| 1 33% | 1 33% | | | | | | | | | | | | | | | | | | | | | |
| 100% 100% | | | | | | | | | | | | | | | | | | | | | | |
| | 1 33% | | | | | | | | | | | | | | | | | | | | | |
| | 100% 100% | | | | | | | | | | | | | | | | | | | | | |
| S5 | S6 | S1 | | | | | | | | | | | | | | | | | | | | |
| | <table border="1"> <tr> <td>1 33%</td> <td>1 33%</td> <td>1 33%</td> </tr> <tr> <td>-100</td> <td>-100</td> <td>100% 100%</td> </tr> </table> | 1 33% | 1 33% | 1 33% | -100 | -100 | 100% 100% | <table border="1"> <tr> <td>2 67%</td> <td>1 33%</td> </tr> <tr> <td>100% 100%</td> <td>-100</td> </tr> </table> | 2 67% | 1 33% | 100% 100% | -100 | | | | | | | | | | |
| 1 33% | 1 33% | 1 33% | | | | | | | | | | | | | | | | | | | | |
| -100 | -100 | 100% 100% | | | | | | | | | | | | | | | | | | | | |
| 2 67% | 1 33% | | | | | | | | | | | | | | | | | | | | | |
| 100% 100% | -100 | | | | | | | | | | | | | | | | | | | | | |

| | | |
|-------|-------|-----------|
| 5 36% | 6 43% | 1 7% |
| 20% | 60% | -33% 17% |
| | | 100% 100% |
| | | 2 14% |
| | | 100% 100% |

Total events Total events %
Efficiency % Events # in %

Ricezione Buona chiamata 1 centro rete (KH)

Total Zone Chart analysis

| S4 | S3 | S2 | | | | | | |
|---|-----------|--|--------|-----------|-----------|---------|--|--|
| | | <table border="1"> <tr> <td>1 100%</td> </tr> </table> | 1 100% | | | | | |
| 1 100% | | | | | | | | |
| S5 | S6 | S1 | | | | | | |
| <table border="1"> <tr> <td>2 40%</td> <td>1 20%</td> <td>2 40%</td> </tr> <tr> <td>100% 100%</td> <td>100% 100%</td> <td>50% 50%</td> </tr> </table> | 2 40% | 1 20% | 2 40% | 100% 100% | 100% 100% | 50% 50% | | |
| 2 40% | 1 20% | 2 40% | | | | | | |
| 100% 100% | 100% 100% | 50% 50% | | | | | | |

| | | |
|-----------|-----------|---------|
| 2 33% | 1 17% | 2 33% |
| 100% 100% | 100% 100% | 50% 50% |
| | | 1 17% |

Total events Total events %
Efficiency % Events # in %

Ricezione Buona chiamata 7 centro rete KX + KJ

Total Zone Chart analysis

| S4 | S3 | S2 |
|----|----|----|
| | | |
| S5 | S6 | S1 |
| | | |

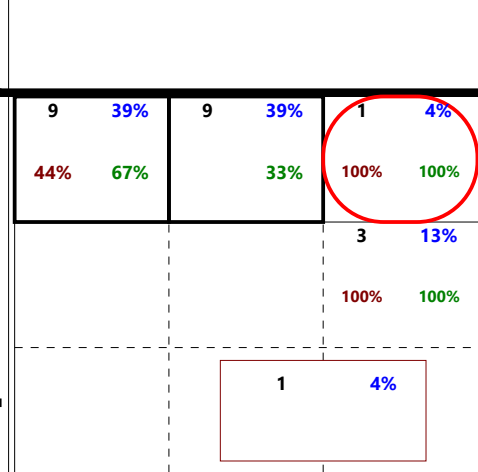
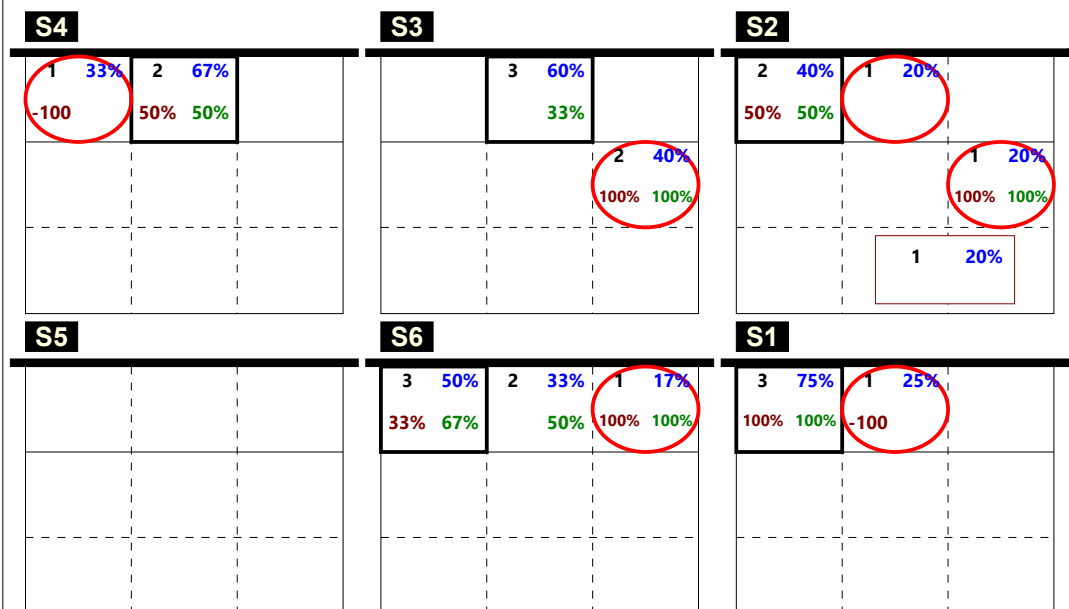
Total events Total events %
Efficiency % Events # in %

Ricezione Buona chiamata 2 centro rete (KW)

Total events Total events %
Efficiency % Events # in %

Total Print Composition - 21 - Distribuzione totale chiamata 1, 2 e 7 (classica + centro rete) su #+ per rotazione

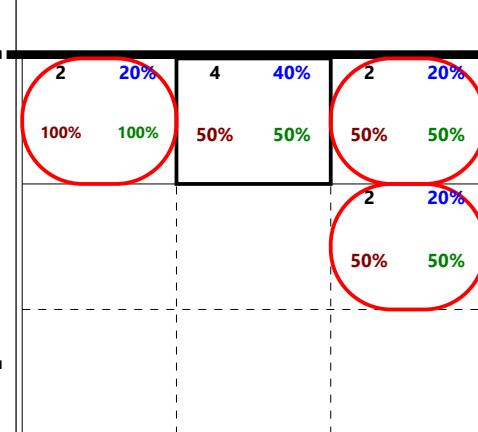
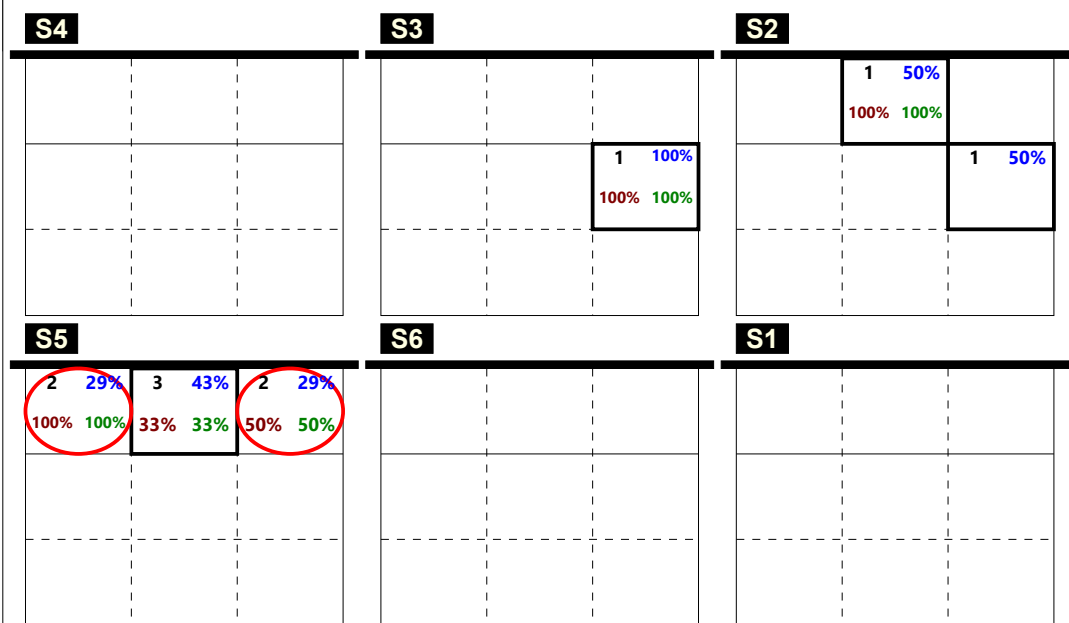
Total Zone Chart analysis



Total events Efficiency % Total events % Events # in %

Ricezione Buona chiamata 1 totale (K1 + KH)



Total Zone Chart analysis



Total events Efficiency % Total events % Events # in %

Ricezione Buona chiamata 7 totale (K7 + KX)
no KD + KJ

Total Zone Chart analysis



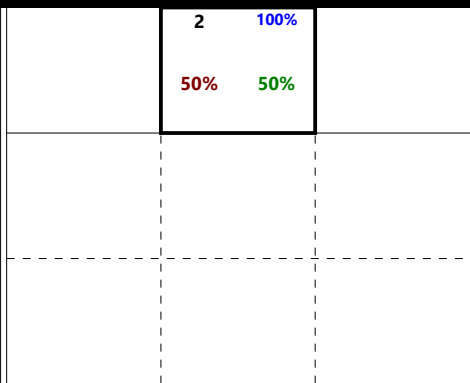
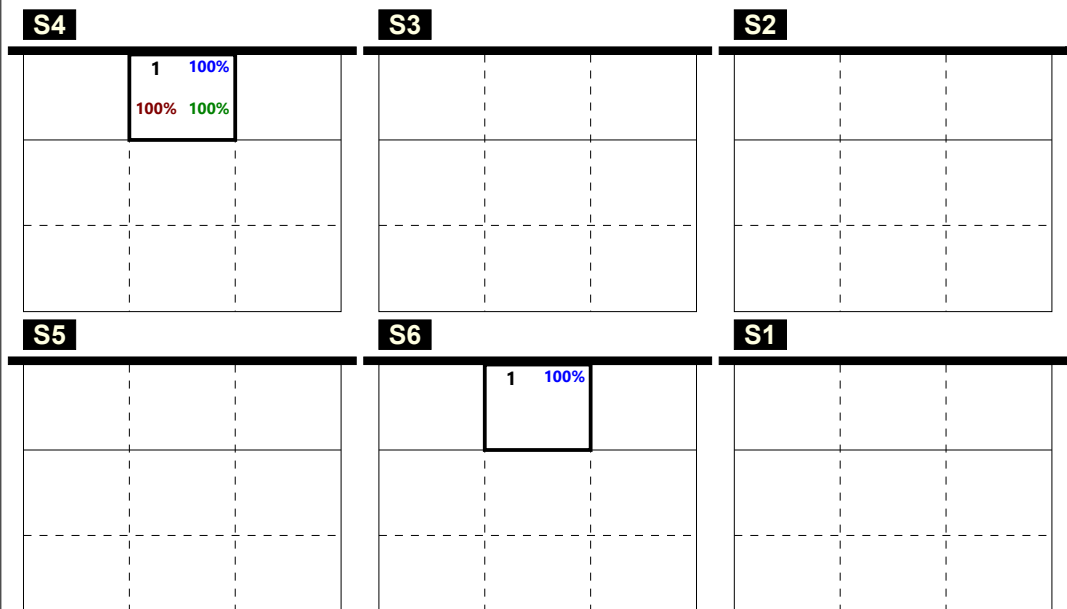
Total events Efficiency % Total events % Events # in %

Ricezione Buona chiamata 2 totale (K2 + KW)

Total events Efficiency % Total events % Events # in %

Total Print Composition - 22 - Distribuzione verso 2 su #+ per rotazione

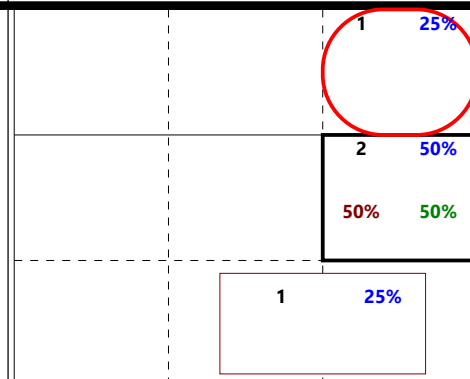
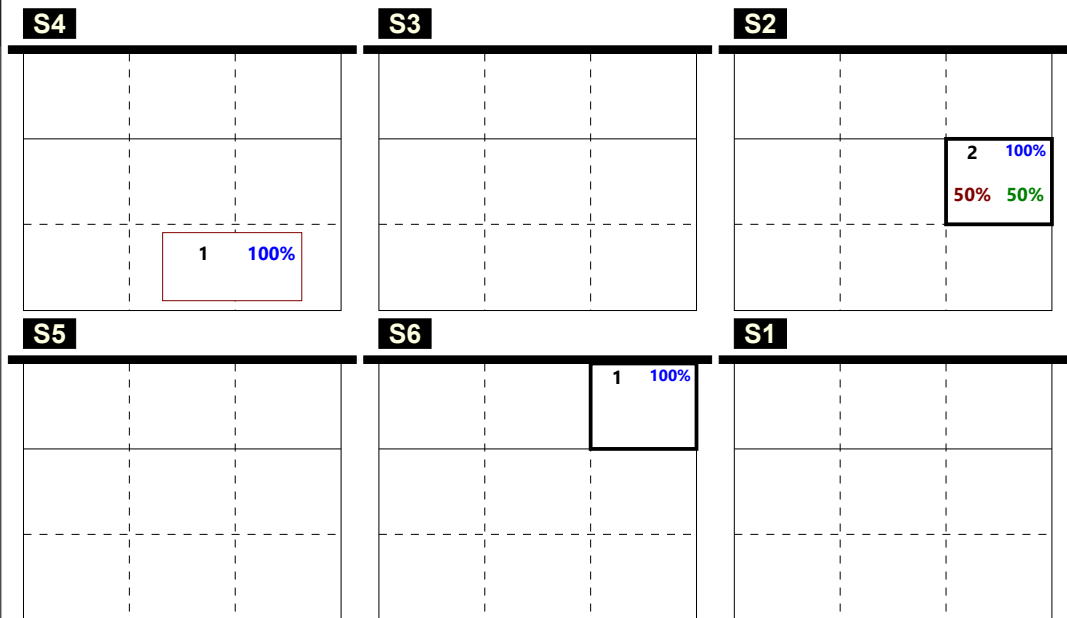
Total Zone Chart analysis



Total events Efficiency % Total events % Events # in %

Ricezione Buona verso 2 centrale vicino (KM)

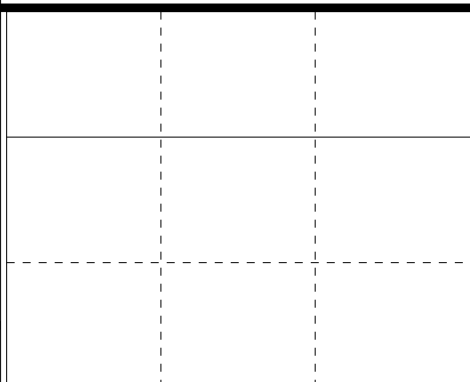

Total Zone Chart analysis



Total events Efficiency % Total events % Events # in %

Ricezione Buona verso 2 centrale lontano (KC)

Total Zone Chart analysis



Total events Efficiency % Total events % Events # in %

Ricezione Buona verso 2 centrale dietro (KA)

Total events Efficiency % Total events % Events # in %

Total Print Composition - 24 - Distribuzione verso 4 su #+ per rotazione

Total Zone Chart analysis

| | | |
|---------------------|---------------------|-----------|
| S4 | S3 | S2 |
| 1 100% 100% 100% | 1 100% 100% 100% | |
| S5 | S6 | S1 |
| 1 100% 100% 100% | 1 100% 100% 100% | |

| | |
|-----------|-----------|
| 2 50% | 2 50% |
| 100% 100% | 100% 100% |

Total events Total events %
Efficiency % Events # in %

Ricezione Buona verso 4 centrale vicino (KP)

Total Zone Chart analysis

| | | |
|-----------|-----------|-----------|
| S4 | S3 | S2 |
| | | |
| S5 | S6 | S1 |
| | | |

Total events Total events %
Efficiency % Events # in %

Ricezione Buona verso 4 centrale lontano (KS)

Total Zone Chart analysis

| | | |
|-----------|-----------|-----------|
| S4 | S3 | S2 |
| | | |
| S5 | S6 | S1 |
| | | |

Total events Total events %
Efficiency % Events # in %

Ricezione Buona verso 4 centrale dietro (KQ)

Total events Total events %
Efficiency % Events # in %

Total Print Composition - 25 - Distribuzione verso 4 su ! per rotazione

Total Zone Chart analysis

| S4 | S3 | S2 |
|---|---------------------|----|
| 2 100% 100% 100% | 1 100% 100% 100% | |
| S5 | S6 | S1 |
| 1 100% 100% 100% | 1 100% 100% 100% | |
| Total events Total events % Efficiency % Events # in % | | |

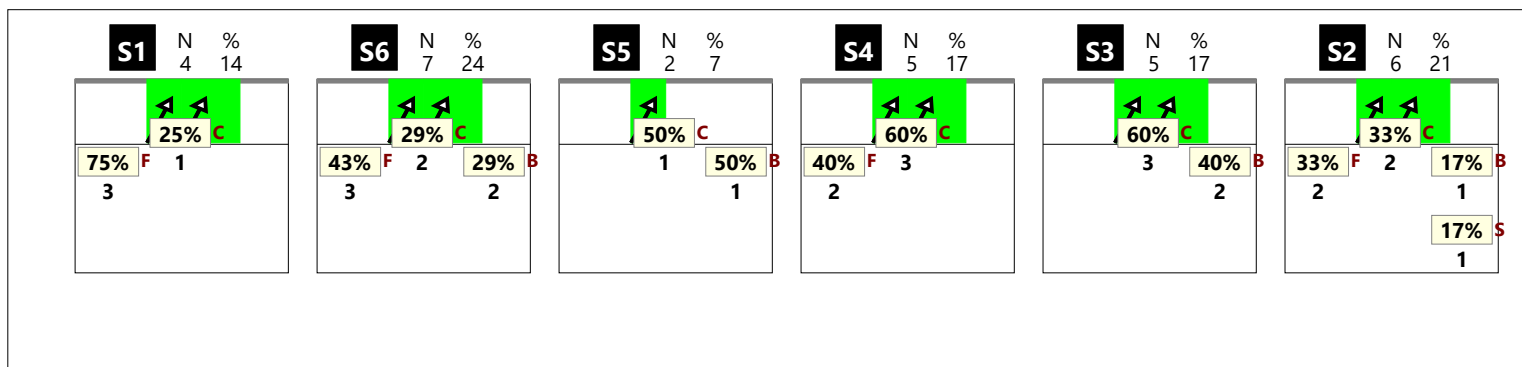
| | |
|---|--------------------|
| 3 60% 100% 100% | 2 40% 100% 100% |
| Total events Total events % Efficiency % Events # in % | |
| Ricezione Buona verso 4 totale (KP + KQ + KS) *inclusa KS su rice ! | |
| Total events Total events % Efficiency % Events # in % | |

Total Zone Chart analysis

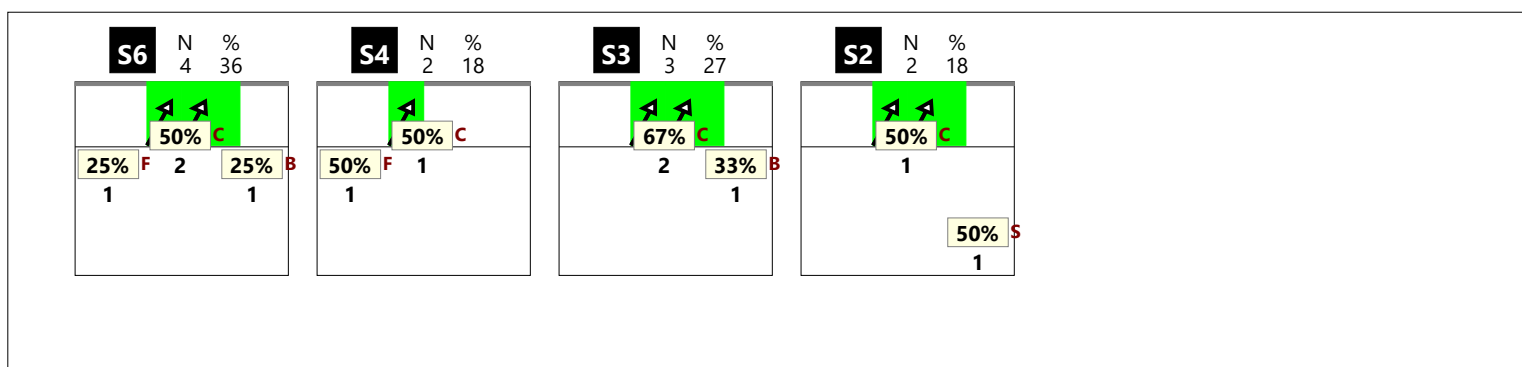
| S4 | S3 | S2 |
|---|----------------|----|
| | 1 100% -100 | |
| S5 | S6 | S1 |
| | 1 100% | |
| Total events Total events % Efficiency % Events # in % | | |

| | |
|---|--|
| 2 100% -50% | |
| Total events Total events % Efficiency % Events # in % | |
| Ricezione ! verso 4 totale (KP + KQ + KS) | |

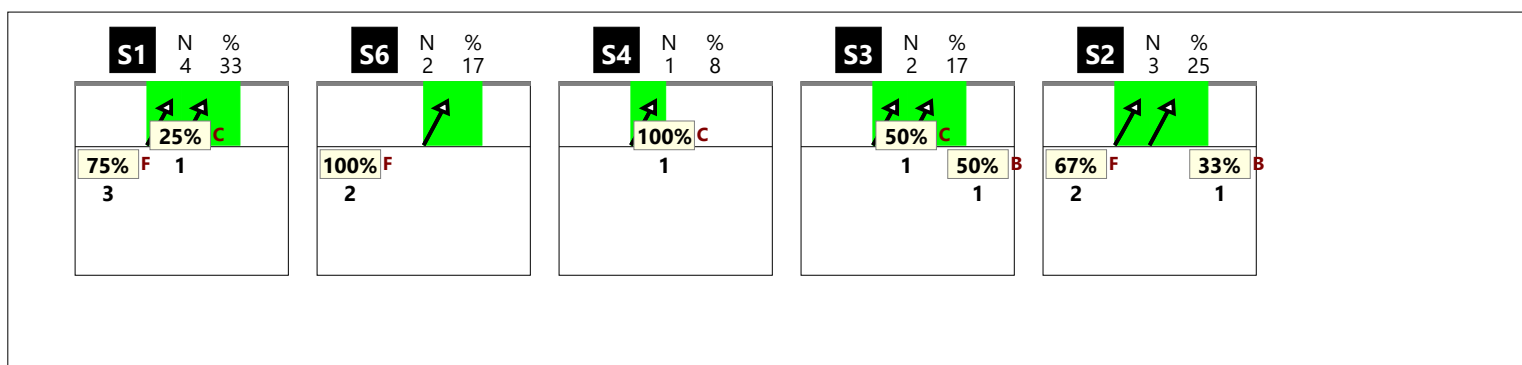
RICEZIONE TOTALE CHIAMATA 1 totale (K1 + KH)



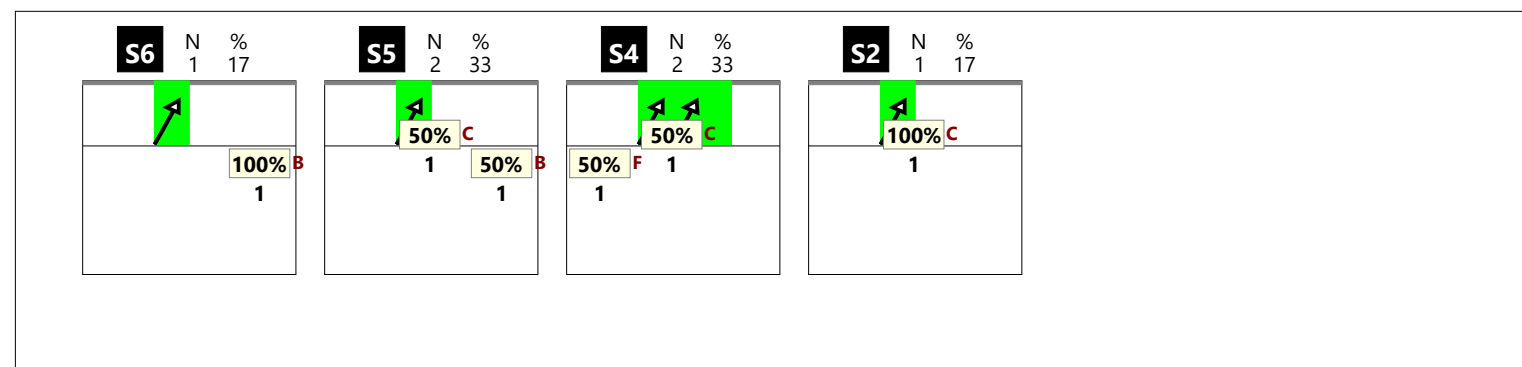
RICEZIONE # CHIAMATA 1 totale (K1 + KH)



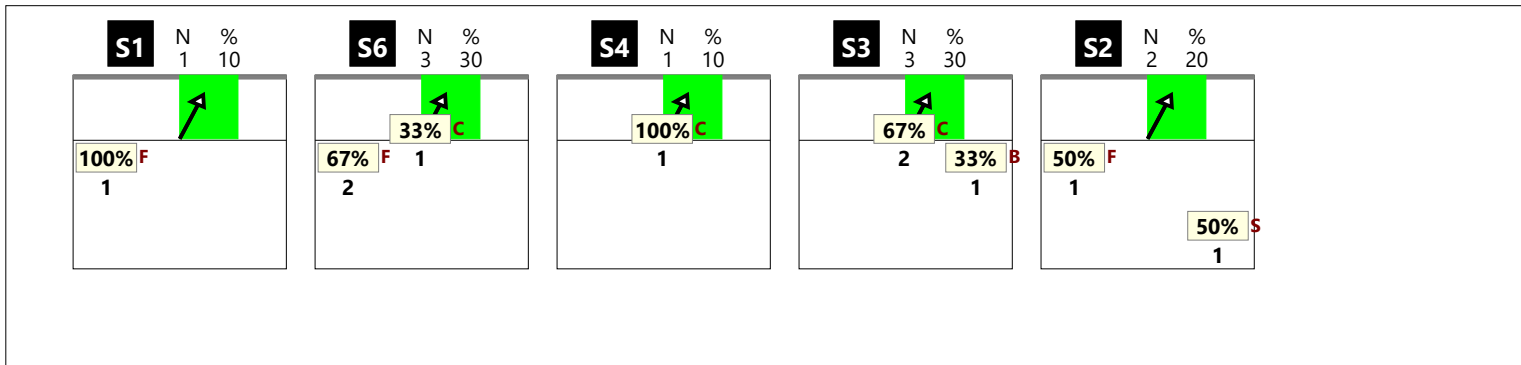
RICEZIONE + CHIAMATA 1 totale (K1 + KH)



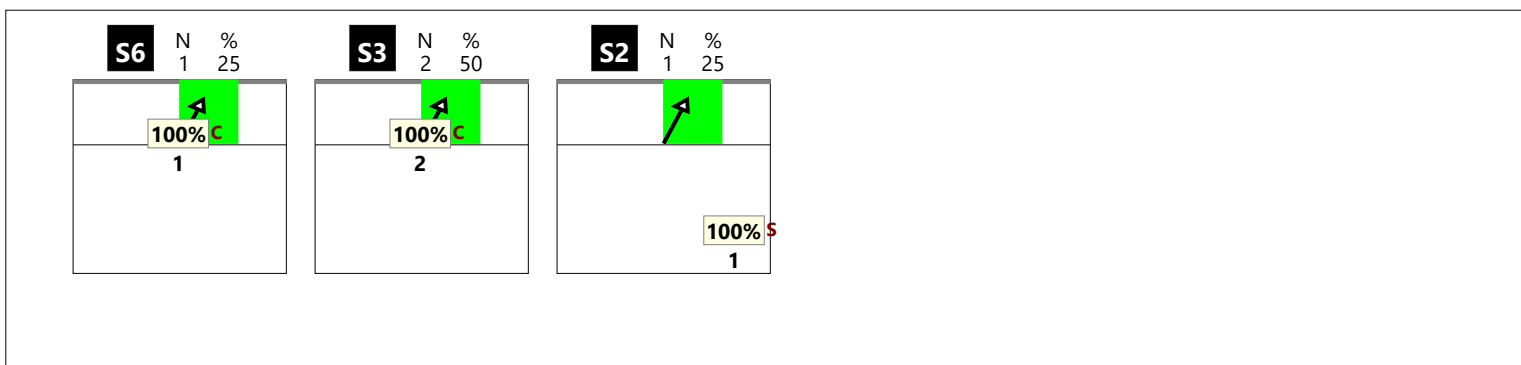
RICEZIONE ! CHIAMATA 1 totale (K1 + KH)



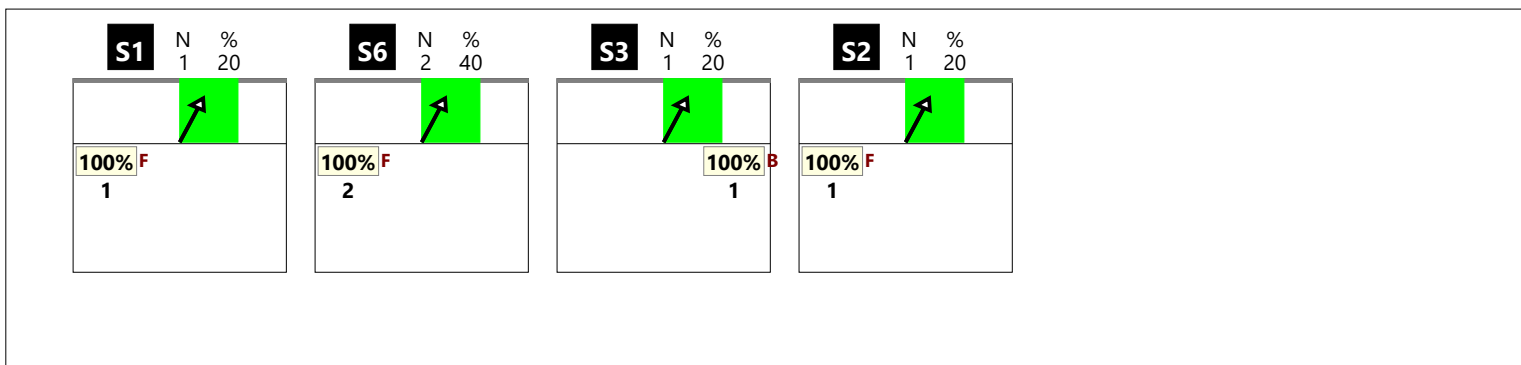
RICEZIONE TOTALE CHIAMATA 1 classica (K1)



RICEZIONE # CHIAMATA 1 classica (K1)



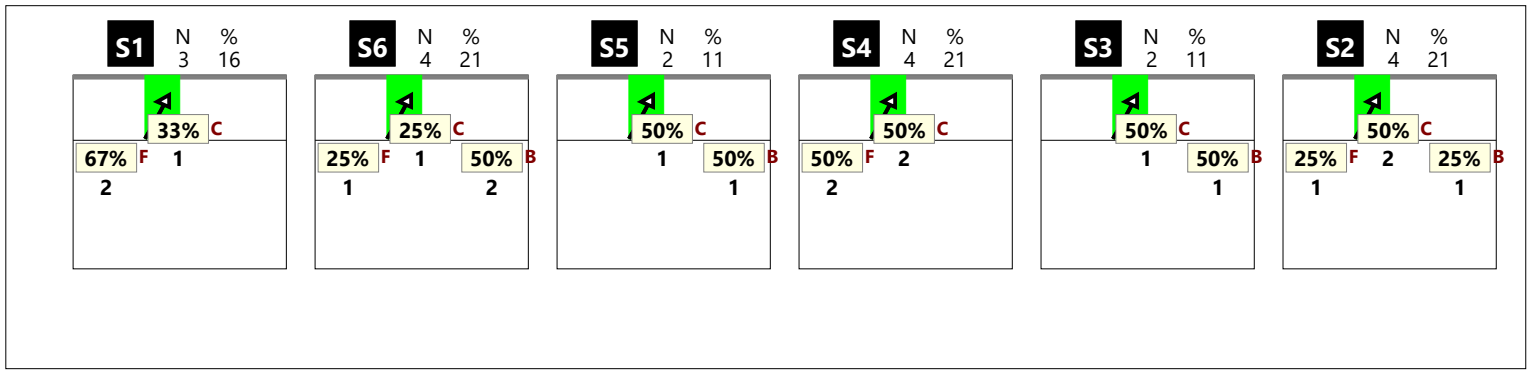
RICEZIONE + CHIAMATA 1 classica (K1)



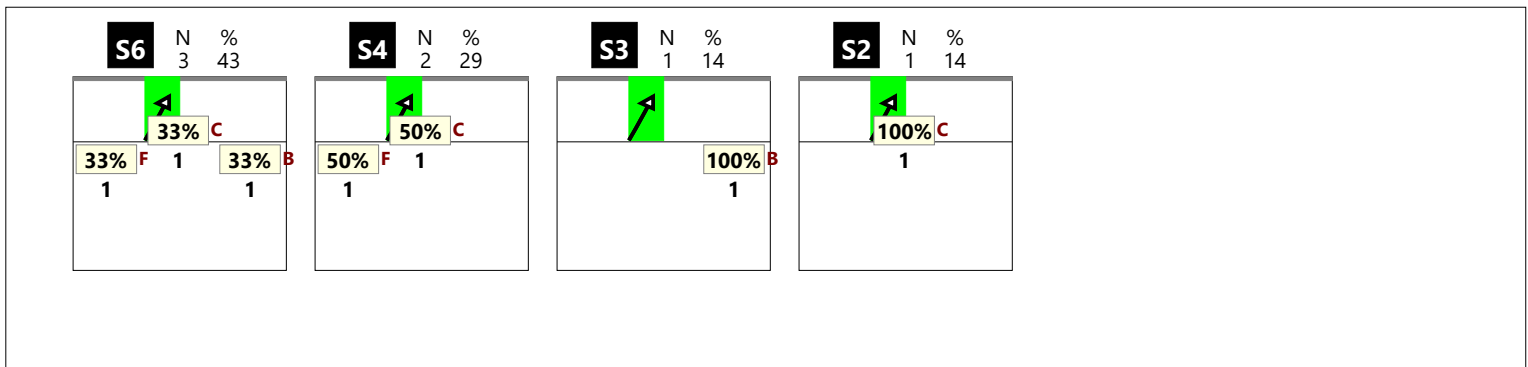
RICEZIONE ! CHIAMATA 1 classica (K1)



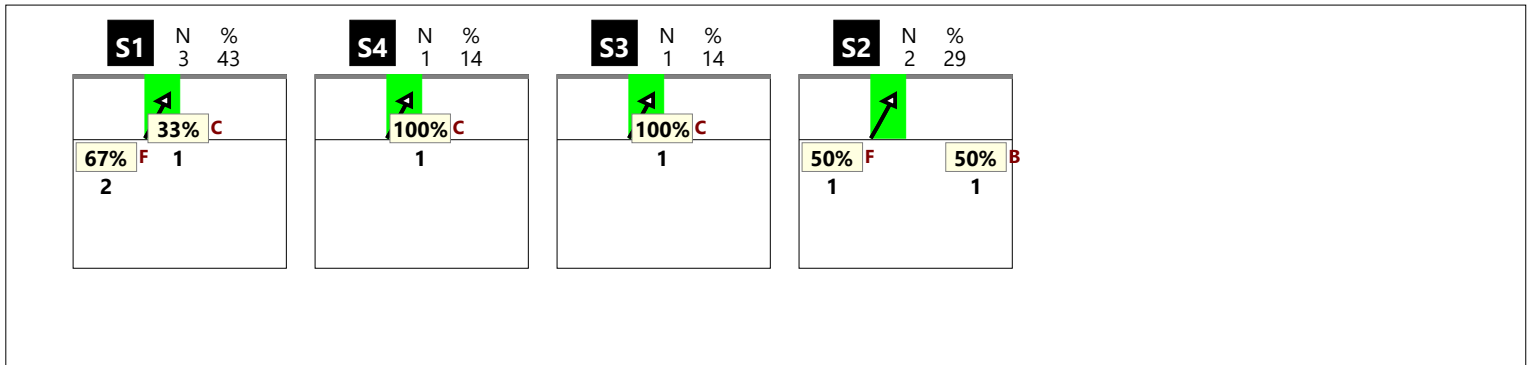
RICEZIONE TOTALE CHIAMATA 1 centro rete (KH)



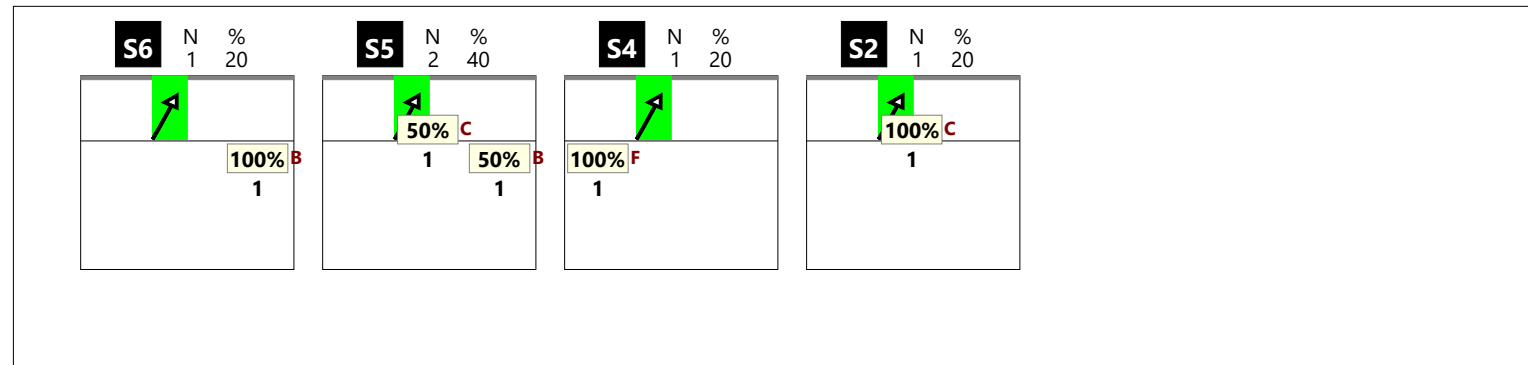
RICEZIONE # CHIAMATA 1 centro rete (KH)



RICEZIONE + CHIAMATA 1 centro rete (KH)



RICEZIONE ! CHIAMATA 1 centro rete (KH)



RICEZIONE TOTALE CHIAMATA 2 totale (K2 + KW)

| |
|--|
| |
|--|

RICEZIONE # CHIAMATA 2 totale (K2 + KW)

| |
|--|
| |
|--|

RICEZIONE + CHIAMATA 2 totale (K2 + KW)

| |
|--|
| |
|--|

RICEZIONE ! CHIAMATA 2 totale (K2 + KW)

| |
|--|
| |
|--|

RICEZIONE TOTALE CHIAMATA 2 classica (K2)

RICEZIONE # CHIAMATA 2 classica (K2)

RICEZIONE + CHIAMATA 2 classica (K2)

RICEZIONE ! CHIAMATA 2 classica (K2)

RICEZIONE TOTALE CHIAMATA 2 centro rete (KW)

| |
|--|
| |
|--|

RICEZIONE # CHIAMATA 2 centro rete (KW)

| |
|--|
| |
|--|

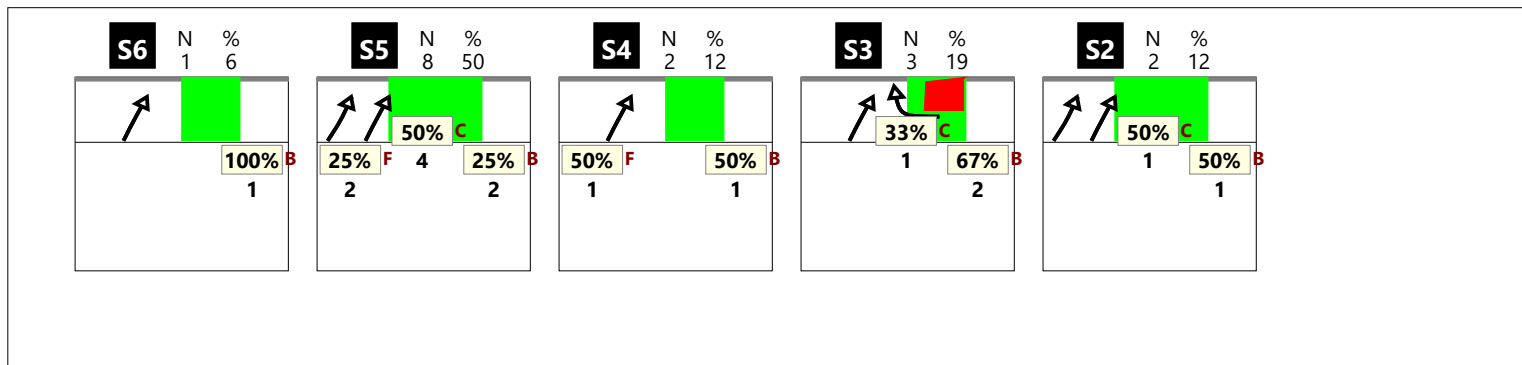
RICEZIONE + CHIAMATA 2 centro rete (KW)

| |
|--|
| |
|--|


RICEZIONE ! CHIAMATA 2 centro rete (KW)

| |
|--|
| |
|--|

RICEZIONE TOTALE CHIAMATA 7 totale (K7 + KX + KD + KJ)




RICEZIONE # CHIAMATA 7 totale (K7 + KX + KD + KJ)



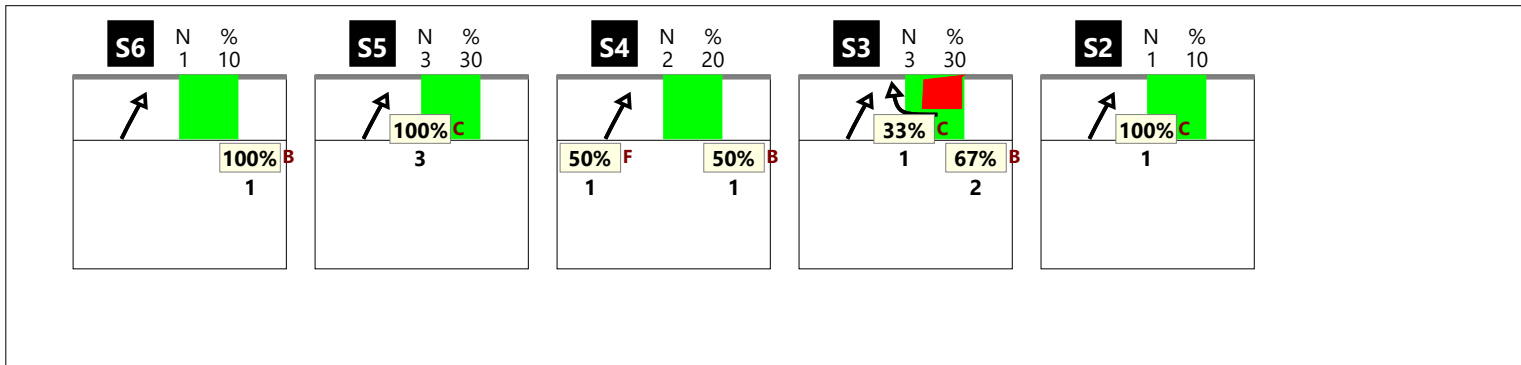
RICEZIONE + CHIAMATA 7 totale (K7 + KX + KD + KJ)




RICEZIONE ! CHIAMATA 7 totale (K7 + KX + KD + KJ)



RICEZIONE TOTALE CHIAMATA 7 classica (K7 + KD)




RICEZIONE # CHIAMATA 7 classica (K7 + KD)



RICEZIONE + CHIAMATA 7 classica (K7 + KD)




RICEZIONE ! CHIAMATA 7 classica (K7 + KD)





RICEZIONE TOTALE CHIAMATA 7 centro rete (KX + KJ)



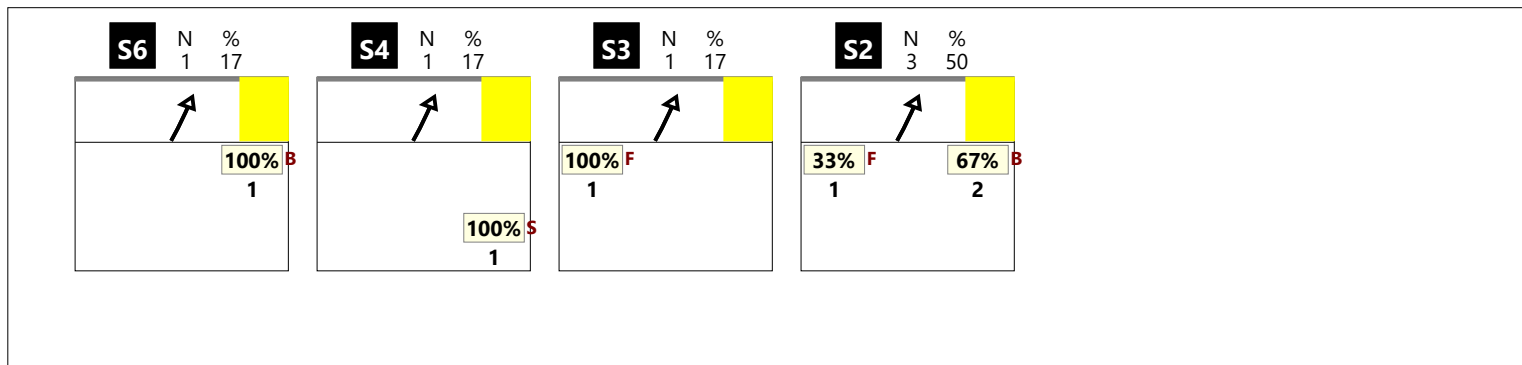
RICEZIONE # CHIAMATA 7 centro rete (KX + KJ)




RICEZIONE + CHIAMATA 7 centro rete (KX + KJ)




RICEZIONE TOTALE CHIAMATA KC



RICEZIONE # CHIAMATA KC



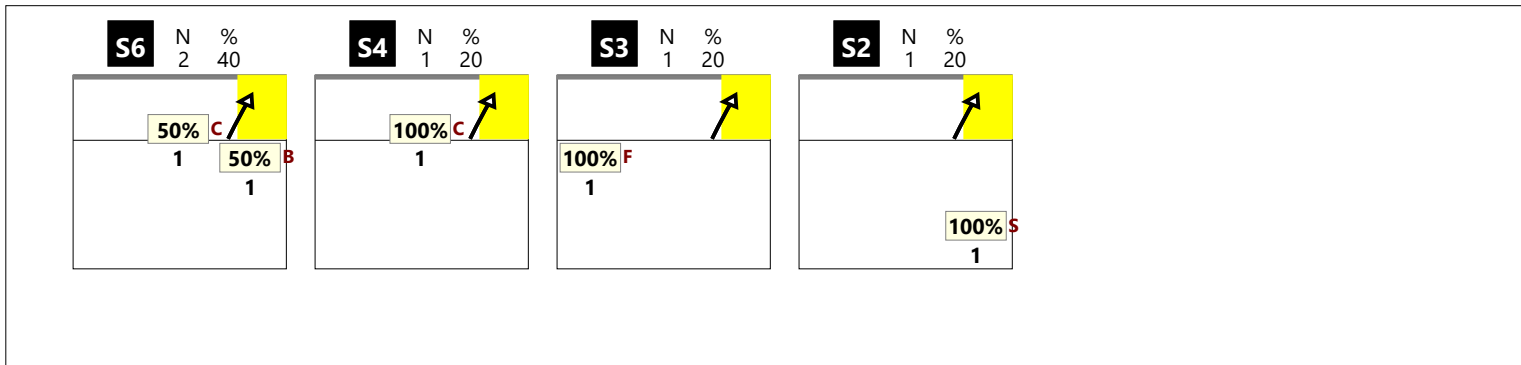
RICEZIONE + CHIAMATA KC




RICEZIONE ! CHIAMATA KC




RICEZIONE TOTALE CHIAMATA KM




RICEZIONE # CHIAMATA KM



RICEZIONE + CHIAMATA KM



RICEZIONE ! CHIAMATA KM



RICEZIONE TOTALE CHIAMATA KA

| |
|--|
| |
|--|

RICEZIONE # CHIAMATA KA

| |
|--|
| |
|--|

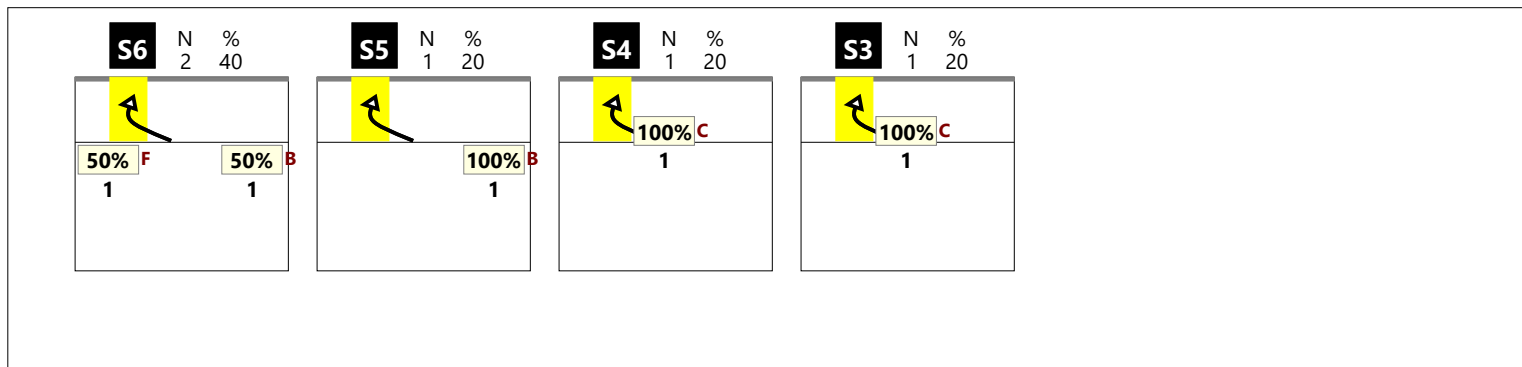
RICEZIONE + CHIAMATA KA

| |
|--|
| |
|--|

RICEZIONE ! CHIAMATA KA

| |
|--|
| |
|--|

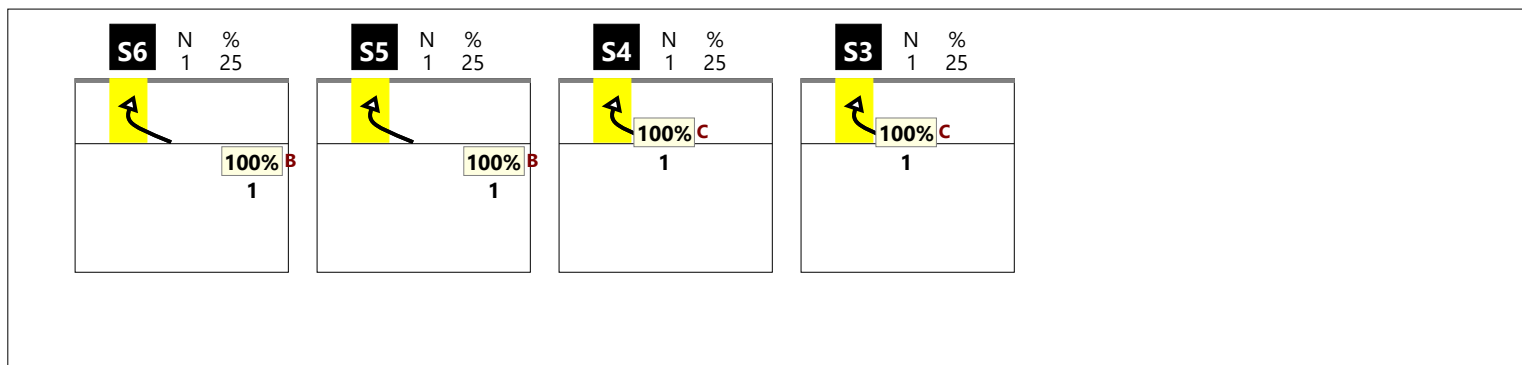
RICEZIONE TOTALE CHIAMATA KP



RICEZIONE # CHIAMATA KP



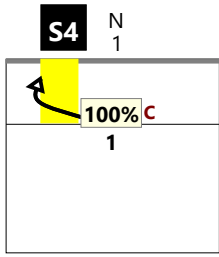
RICEZIONE + CHIAMATA KP



RICEZIONE ! CHIAMATA KP

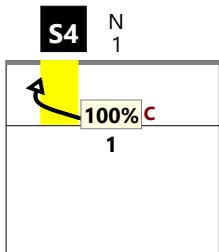


RICEZIONE TOTALE CHIAMATA KS



RICEZIONE # CHIAMATA KS

RICEZIONE + CHIAMATA KS



RICEZIONE ! CHIAMATA KS


RICEZIONE TOTALE CHIAMATA KQ



RICEZIONE # CHIAMATA KQ



RICEZIONE + CHIAMATA KQ



RICEZIONE ! CHIAMATA KQ



DISTRIBUZIONE PER ZONE DI RICEZIONE

RICEZIONE BUONA DA ZONA 1

| | | |
|--|---------|-----------|
| | 2 40% | 1 20% |
| | 50% 50% | |
| | | 2 40% |
| | | 100% 100% |
| | | |

Total events Total events %
Efficiency % Events # in %

RICEZIONE BUONA DA ZONA 5

| | | |
|---------|---------|-----------|
| 3 25% | 6 50% | 1 8% |
| 33% 67% | 33% 67% | 100% 100% |
| | | 1 8% |
| | | 100% 100% |
| | | 1 8% |
| | | |

Total events Total events %
Efficiency % Events # in %

RICEZIONE BUONA DA ZONA 6-1

| | | |
|--------|--|--|
| 1 100% | | |
| -100% | | |
| | | |
| | | |
| | | |

Total events Total events %
Efficiency % Events # in %

RICEZIONE BUONA DA ZONA 5-6

| | | |
|-----------|-----------|-----------|
| 6 60% | 2 20% | 2 20% |
| 100% 100% | 100% 100% | 100% 100% |
| | | |
| | | |
| | | |

Total events Total events %
Efficiency % Events # in %

TOTALE DA ZONA 1

| | | |
|-------|---------|-----------|
| 1 17% | 2 33% | 1 17% |
| -100% | 50% 50% | |
| | | 2 33% |
| | | 100% 100% |
| | | |

Total events Total events %
Efficiency % Events # in %

TOTALE DA ZONA 5

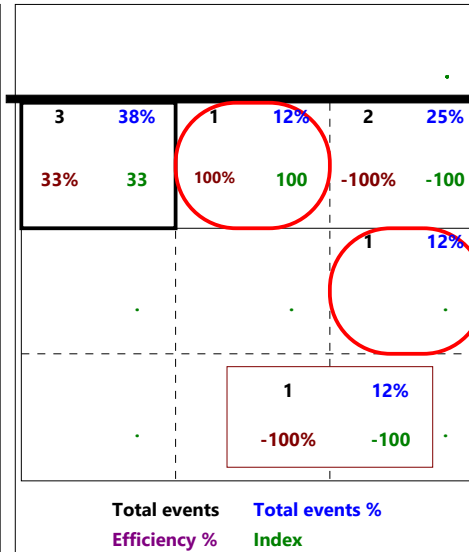
| | | |
|---------|---------|-----------|
| 9 41% | 8 36% | 3 14% |
| 78% 89% | 50% 75% | 100% 100% |
| | | 1 5% |
| | | 100% 100% |
| | | 1 5% |
| | | |

Total events Total events %
Efficiency % Events # in %

DISTRIBUZIONE PER ZONE DI RICEZIONE

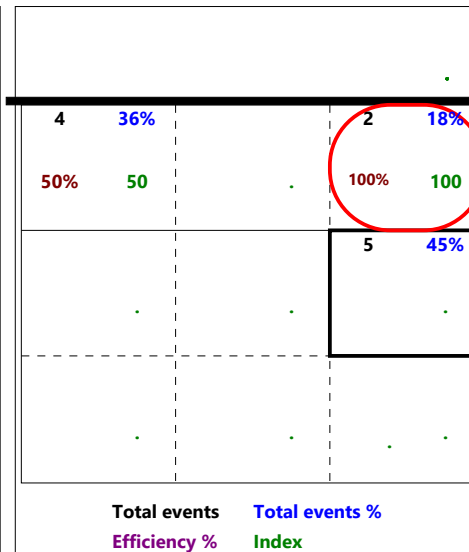
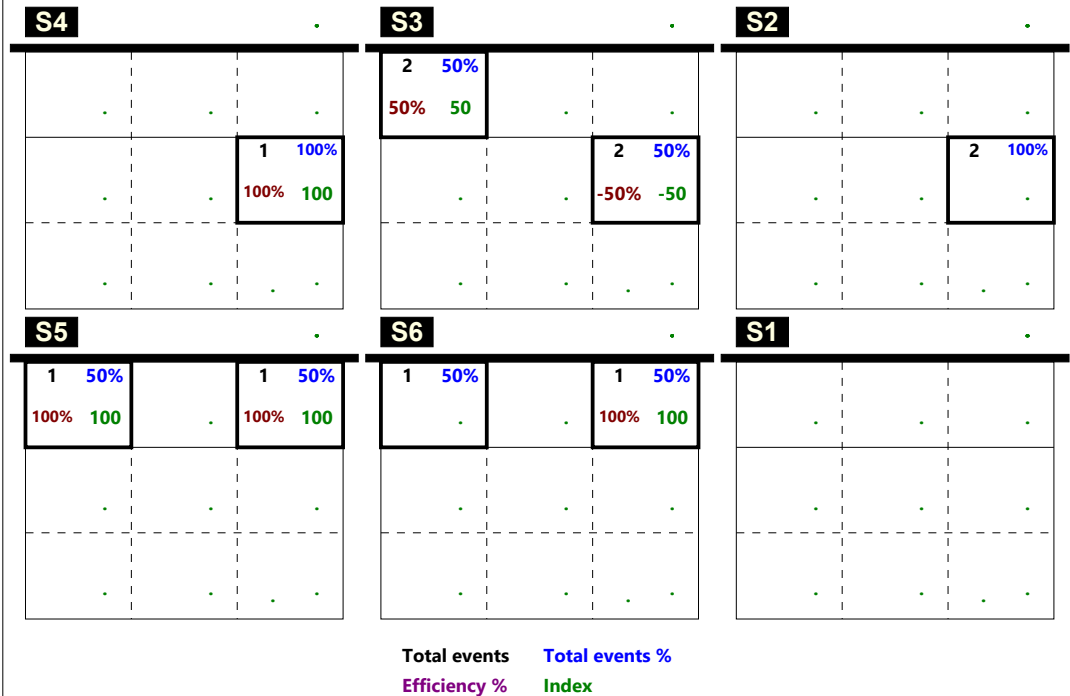
RICEZIONE ESCLAMATIVA IN ZONA 1

Total Zone Chart analysis



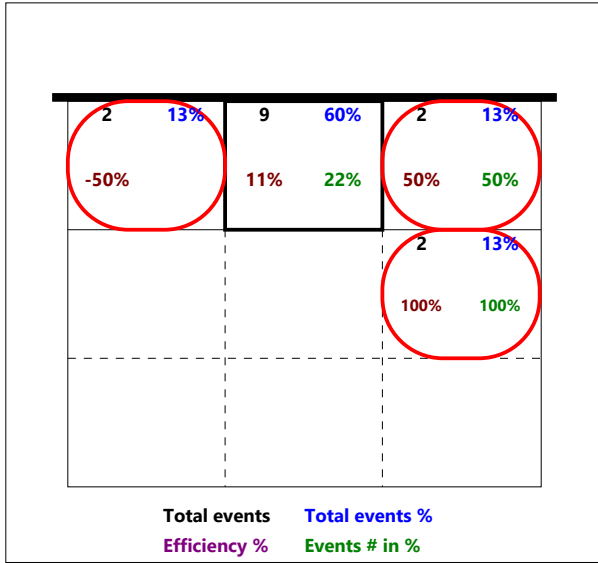
RICEZIONE ESCLAMATIVA IN ZONA 5

Total Zone Chart analysis

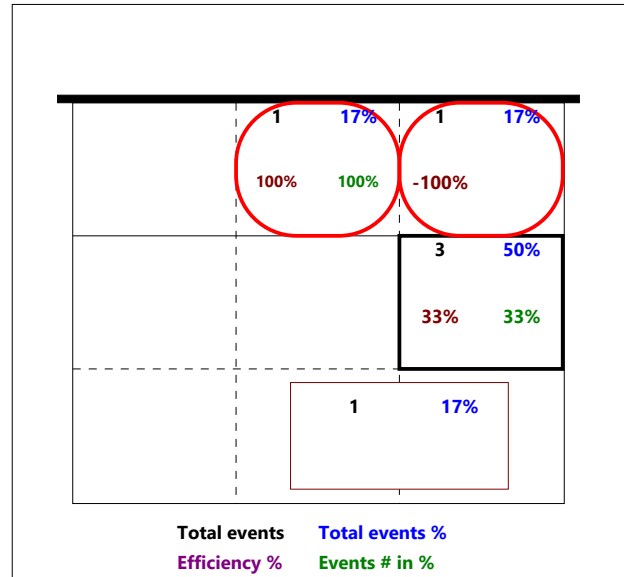


DISTRIBUZIONE PER ZONE DI RICEZIONE

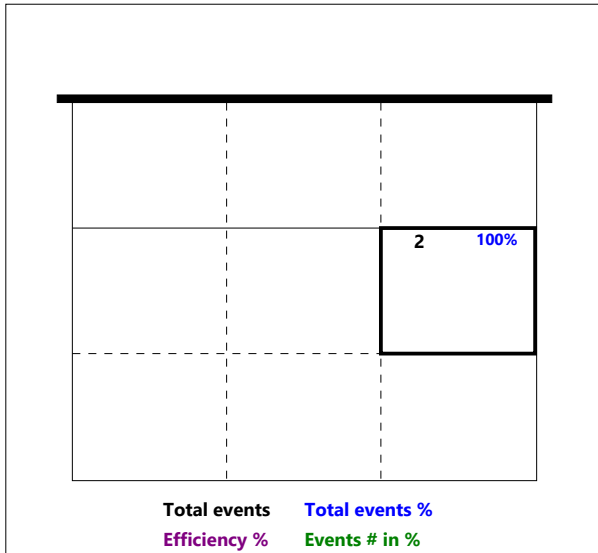
RICEZIONE BUONA DA ZONA 6



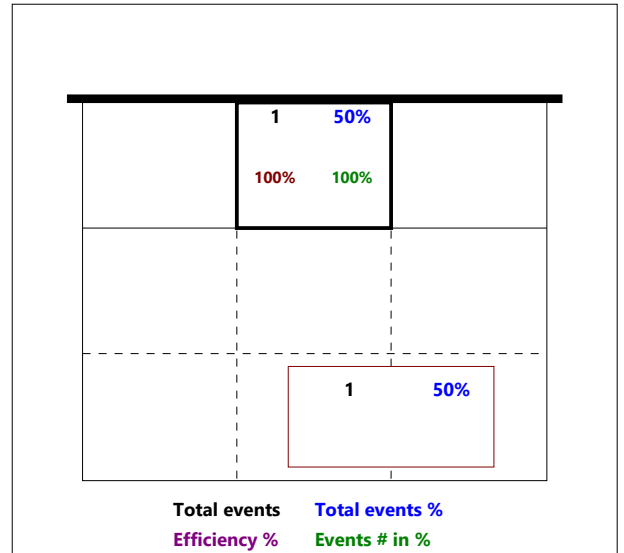
RICEZIONE CORTA TOTALE



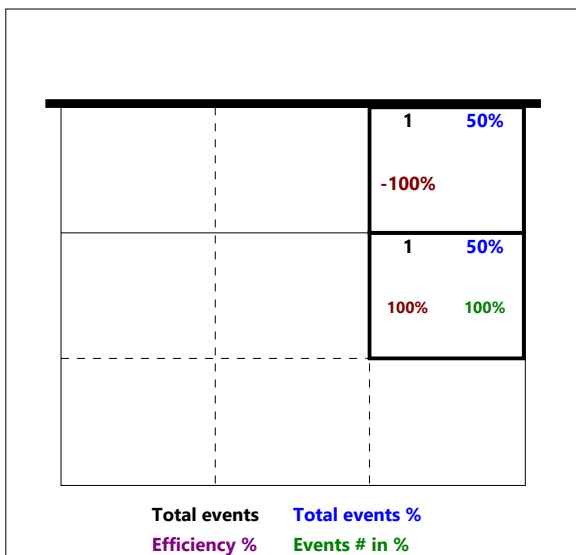
RICEZIONE CORTA Z2



RICEZIONE CORTA Z3



RICEZIONE CORTA Z4




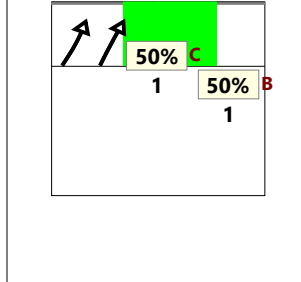
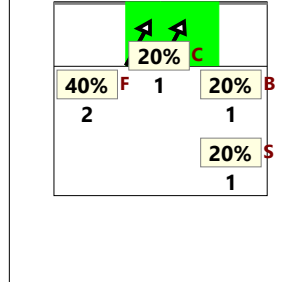
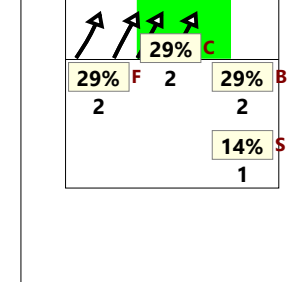
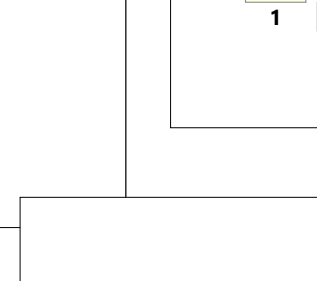
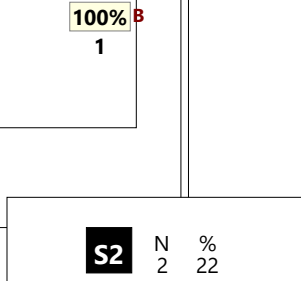
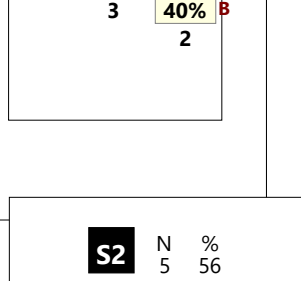
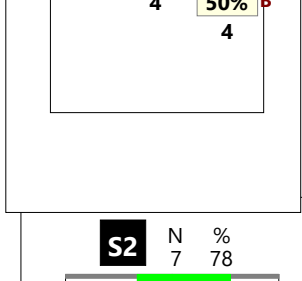
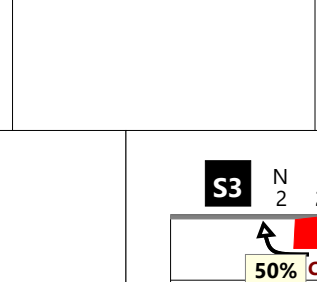
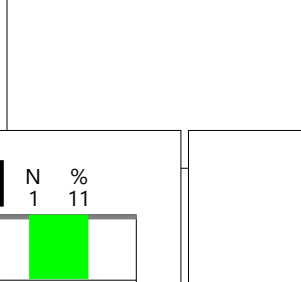
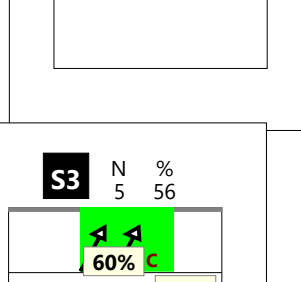
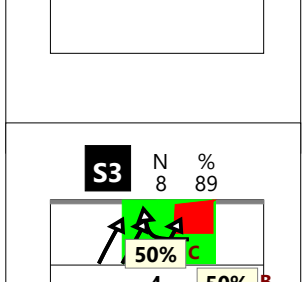

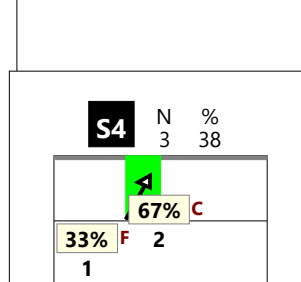
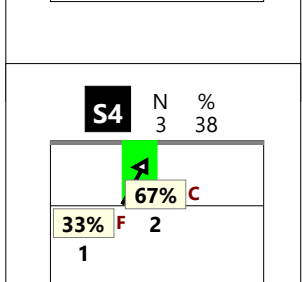

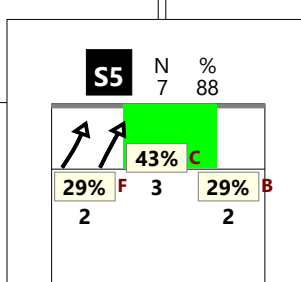

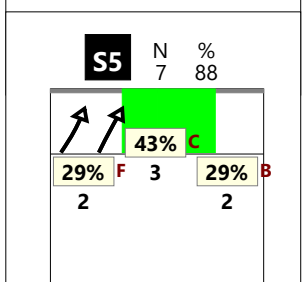


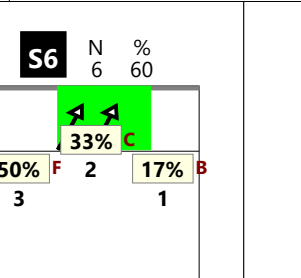
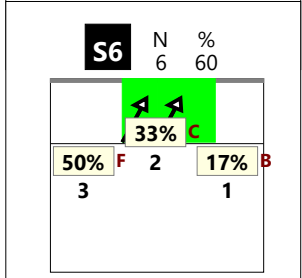


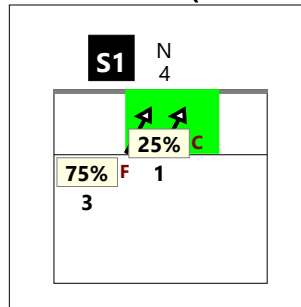
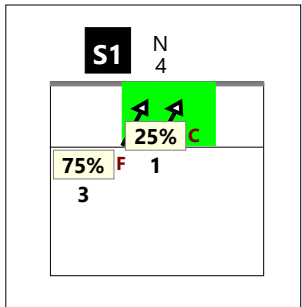
Total Print Composition - 44 - Distribuzione su ricezione regolare per rotazione

Totale

Chiamata 1 (K1 + KH)

Chiamata 7 (K7 + KX)

Chiamata 2 (K2 + KW)





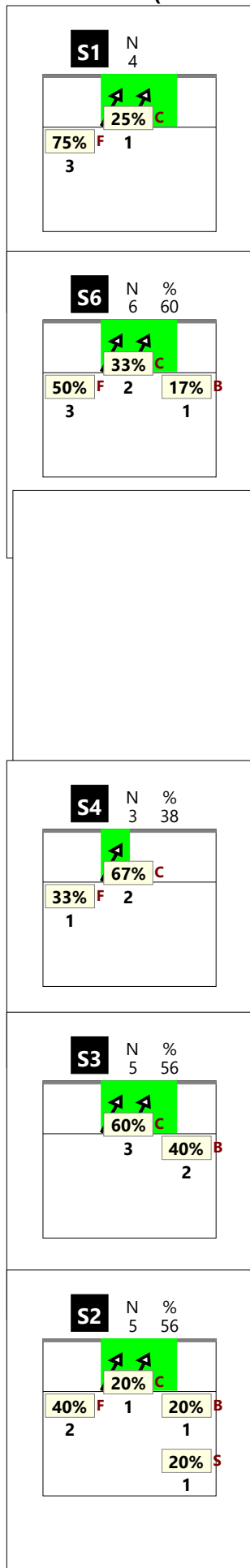
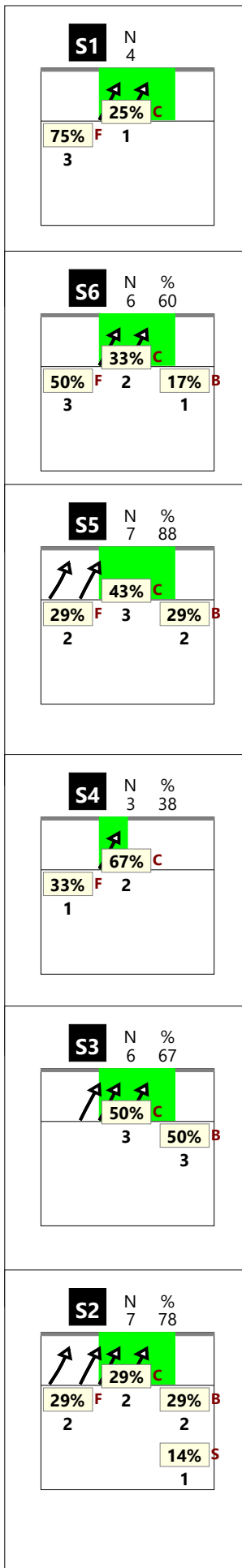
Total Print Composition - 45 - Distribuzione su ricezione buona per basi

Totale

Chiamata 1 (K1 + KH)



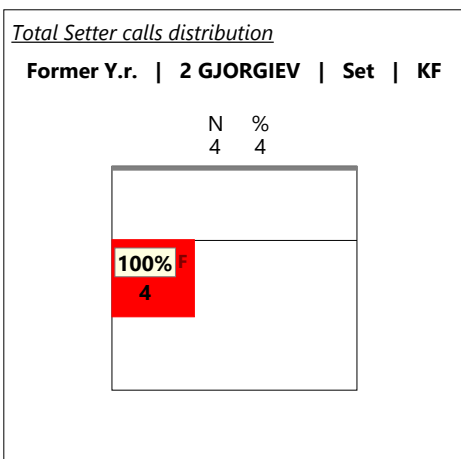


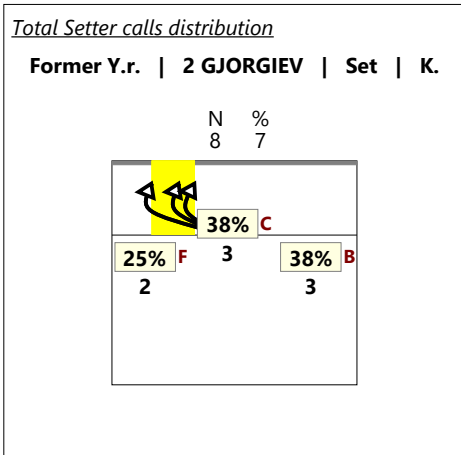
Chiamata 7 (K7 + KX)

Chiamata 2 (K2 + KW)

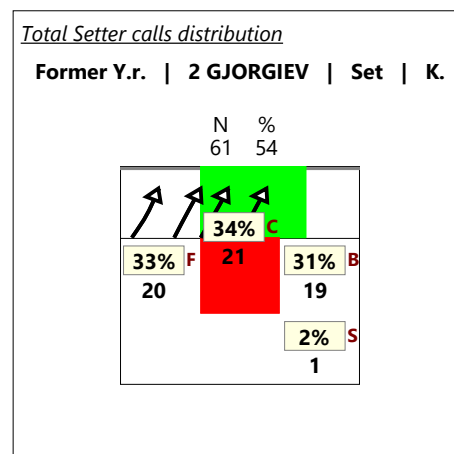



Distribuzione per zone di alzata


(cambio palla)



*solo zona centrale



*solo zona centrale



Total Print Composition - 47 - Distribuzione per ruolo del ricettore

Total Zone Chart analysis

| S4 | S3 | S2 | | | | | | | | | | | | | | | | | | | |
|--|-----------|-----------|---|-----------|-------|-------|---|-------|-----|--|-----------|-------|-----------|-------|---|-------|-----------|-------|-----------|-------|-----------|
| <table border="1" style="width: 100%; border-collapse: collapse;"> <tr> <td style="text-align: center;">1 25%</td> <td style="text-align: center;">2 50%</td> </tr> <tr> <td style="text-align: center;">-100</td> <td style="text-align: center;">100% 100%</td> </tr> <tr> <td colspan="2" style="text-align: center;">1 25%</td> </tr> </table> | 1 25% | 2 50% | -100 | 100% 100% | 1 25% | | <table border="1" style="width: 100%; border-collapse: collapse;"> <tr> <td style="text-align: center;">2 67%</td> </tr> <tr> <td style="text-align: center;">50%</td> </tr> <tr> <td style="text-align: center;">1 33%</td> </tr> <tr> <td style="text-align: center;">100% 100%</td> </tr> <tr> <td style="text-align: center;">1 33%</td> </tr> <tr> <td style="text-align: center;">100% 100%</td> </tr> <tr> <td style="text-align: center;">1 33%</td> </tr> </table> | 2 67% | 50% | 1 33% | 100% 100% | 1 33% | 100% 100% | 1 33% | <table border="1" style="width: 100%; border-collapse: collapse;"> <tr> <td style="text-align: center;">1 33%</td> </tr> <tr> <td style="text-align: center;">100% 100%</td> </tr> <tr> <td style="text-align: center;">1 33%</td> </tr> <tr> <td style="text-align: center;">100% 100%</td> </tr> <tr> <td style="text-align: center;">1 33%</td> </tr> <tr> <td style="text-align: center;">100% 100%</td> </tr> </table> | 1 33% | 100% 100% | 1 33% | 100% 100% | 1 33% | 100% 100% |
| 1 25% | 2 50% | | | | | | | | | | | | | | | | | | | | |
| -100 | 100% 100% | | | | | | | | | | | | | | | | | | | | |
| 1 25% | | | | | | | | | | | | | | | | | | | | | |
| 2 67% | | | | | | | | | | | | | | | | | | | | | |
| 50% | | | | | | | | | | | | | | | | | | | | | |
| 1 33% | | | | | | | | | | | | | | | | | | | | | |
| 100% 100% | | | | | | | | | | | | | | | | | | | | | |
| 1 33% | | | | | | | | | | | | | | | | | | | | | |
| 100% 100% | | | | | | | | | | | | | | | | | | | | | |
| 1 33% | | | | | | | | | | | | | | | | | | | | | |
| 1 33% | | | | | | | | | | | | | | | | | | | | | |
| 100% 100% | | | | | | | | | | | | | | | | | | | | | |
| 1 33% | | | | | | | | | | | | | | | | | | | | | |
| 100% 100% | | | | | | | | | | | | | | | | | | | | | |
| 1 33% | | | | | | | | | | | | | | | | | | | | | |
| 100% 100% | | | | | | | | | | | | | | | | | | | | | |
| S5 | S6 | S1 | | | | | | | | | | | | | | | | | | | |
| <table border="1" style="width: 100%; border-collapse: collapse;"> <tr> <td style="text-align: center;">1 100%</td> </tr> <tr> <td style="text-align: center;">100% 100%</td> </tr> </table> | 1 100% | 100% 100% | <table border="1" style="width: 100%; border-collapse: collapse;"> <tr> <td style="text-align: center;">1 20%</td> <td style="text-align: center;">2 40%</td> <td style="text-align: center;">2 40%</td> </tr> <tr> <td style="text-align: center;">100% 100%</td> <td style="text-align: center;">50%</td> <td style="text-align: center;">50%</td> </tr> </table> | 1 20% | 2 40% | 2 40% | 100% 100% | 50% | 50% | <table border="1" style="width: 100%; border-collapse: collapse;"> <tr> <td style="width: 100%; height: 100px;"></td> </tr> </table> | | | | | | | | | | | |
| 1 100% | | | | | | | | | | | | | | | | | | | | | |
| 100% 100% | | | | | | | | | | | | | | | | | | | | | |
| 1 20% | 2 40% | 2 40% | | | | | | | | | | | | | | | | | | | |
| 100% 100% | 50% | 50% | | | | | | | | | | | | | | | | | | | |
| | | | | | | | | | | | | | | | | | | | | | |

| | | |
|-------|-------|-----------|
| 4 25% | 6 38% | 2 12% |
| 50% | 75% | 33% |
| 67% | 50% | 50% |
| 2 12% | | 100% 100% |
| 2 12% | | 100% 100% |

Total events Total events %
Efficiency % Events # in %

**Ricezione buona del
martello 1^a linea**

Total Zone Chart analysis

| S4 | S3 | S2 | | | | | | | | | | |
|---|---------|---------|--|-----------|-----------|---|--|-------|-----------|--|--------|-----------|
| <table border="1" style="width: 100%; border-collapse: collapse;"> <tr> <td style="text-align: center;">3 100%</td> </tr> <tr> <td style="text-align: center;">67% 67%</td> </tr> </table> | 3 100% | 67% 67% | <table border="1" style="width: 100%; border-collapse: collapse;"> <tr> <td style="text-align: center;">3 100%</td> </tr> <tr> <td style="text-align: center;">100% 100%</td> </tr> </table> | 3 100% | 100% 100% | <table border="1" style="width: 100%; border-collapse: collapse;"> <tr> <td style="text-align: center;">1 50%</td> </tr> <tr> <td style="text-align: center;">1 50%</td> </tr> <tr> <td style="text-align: center;">100% 100%</td> </tr> </table> | 1 50% | 1 50% | 100% 100% | | | |
| 3 100% | | | | | | | | | | | | |
| 67% 67% | | | | | | | | | | | | |
| 3 100% | | | | | | | | | | | | |
| 100% 100% | | | | | | | | | | | | |
| 1 50% | | | | | | | | | | | | |
| 1 50% | | | | | | | | | | | | |
| 100% 100% | | | | | | | | | | | | |
| S5 | S6 | S1 | | | | | | | | | | |
| <table border="1" style="width: 100%; border-collapse: collapse;"> <tr> <td style="text-align: center;">1 14%</td> <td style="text-align: center;">3 43%</td> <td style="text-align: center;">3 43%</td> </tr> <tr> <td style="text-align: center;">100% 100%</td> <td style="text-align: center;">33% 33%</td> <td style="text-align: center;">67% 67%</td> </tr> </table> | 1 14% | 3 43% | 3 43% | 100% 100% | 33% 33% | 67% 67% | <table border="1" style="width: 100%; border-collapse: collapse;"> <tr> <td style="text-align: center;">1 50%</td> <td style="text-align: center;">1 50%</td> </tr> </table> | 1 50% | 1 50% | <table border="1" style="width: 100%; border-collapse: collapse;"> <tr> <td style="text-align: center;">1 100%</td> </tr> <tr> <td style="text-align: center;">100% 100%</td> </tr> </table> | 1 100% | 100% 100% |
| 1 14% | 3 43% | 3 43% | | | | | | | | | | |
| 100% 100% | 33% 33% | 67% 67% | | | | | | | | | | |
| 1 50% | 1 50% | | | | | | | | | | | |
| 1 100% | | | | | | | | | | | | |
| 100% 100% | | | | | | | | | | | | |

| | | |
|-----------|---------|-----------|
| 2 11% | 8 44% | 4 22% |
| 100% 100% | 38% 38% | 50% 50% |
| 4 22% | | 100% 100% |

Total events Total events %
Efficiency % Events # in %

**Ricezione buona del
martello 2^a linea**

Total Zone Chart analysis

| S4 | S3 | S2 |
|----|----|----|
| | | |
| S5 | S6 | S1 |
| | | |

Total events Total events %
Efficiency % Events # in %

**Ricezione buona del
centrale**



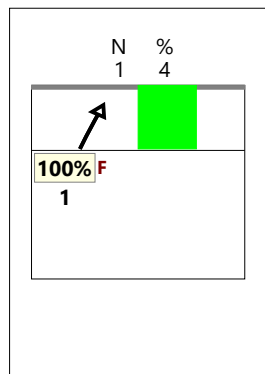
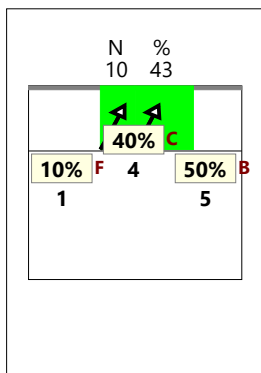
Total Print Composition - 48 - Distribuzione in contrattacco

Chiamata 1 (K1 + KH)


Chiamata 7 (K7 + KX)

Chiamata 2 (K2 + KW)


Chiamata CC (KD + KJ)



Verso 2



Verso 4



Staccata

