

Total Worksheet - 01 - Formazioni iniziali e rotazioni di partenza

(5) SWE, GER, GER, RZE, BEL16

Formazioni iniziali e rotazioni di partenza

Formazioni iniziali

Giocatore	Set gi	Titolar	Alzat	1° ma	2° ce	Oppo	2° ma	1° ce	Batt. M	Batt. Q	Rice	Att
Czech R	22	132	22	22	22	22	22	22	209	280	402	531
4 Pfeffer	4	0	0	16	0
11 Krystof	18	0	0	61	0
9 Zmrhal	10	6	6	.	0	22	69	25
12 Dzavoronok	20	15	15	.	0	57	104	99
13 Galabov	4	1	1	.	0	6	8	6
14 Bartos	14	13	.	13	46	0	66	64
19 Michalek	15	9	.	9	34	0	55	58
2 Hadrava	22	6	.	.	.	6	.	.	0	45	2	67
10 Finger	16	16	.	.	.	16	.	.	0	57	4	102
3 Beer	16	16	16	47	0	8	43
7 Holubec	15	13	.	.	13	.	.	.	57	0	2	28
20 Sobotka	9	7	.	.	1	.	.	6	0	26	4	17
22 Leikep	9	8	.	.	8	.	.	.	24	0	1	12
8 Habr	19	6	6	1	23	1	6
16 Janouch	16	16	16	0	44	1	4

Rotazioni di partenza

Totale	Tutti i set	1. set	2. set	3. set	4. set	5. set
	1 5 1	. 2 .	1 1 .	. 1 .	. . 1	. 1 .
	8 20 .	1 6 .	3 3 .	1 6 .	2 3 .	1 2 .
In battuta	Tutti i set	1. set	2. set	3. set	4. set	5. set
	. 4 1	. 1 .	. 1 .	. 1 .	. . 1	. 1 .
	7 10 .	1 3 .	3 1 .	1 3 .	2 1 .	. 2 .
In ricezione	Tutti i set	1. set	2. set	3. set	4. set	5. set
	1 1 .	. 1 .	1
	1 10 .	. 3 .	. 2 .	. 3 .	. 2 .	1 . .

Total Worksheet - 07 - Battuta

(5) SWE, GER, GER, RZE, BEL16

BATTUTA TOTALE														
Nome	Totale	Ind.	(#)%	(/)%	(+)%	Pos%	Ace	Ace/	(!)%	(-)%	(=)%	(=)	Err./S	Err./A
n.\$ Czech R	433	36	8%	8%	9%	25%	36	1.6	18%	37%	19%	83	3.8	2.3
n.2 2 Hadrava	45	39.0	9%	7%	18%	34%	4	0.2	20%	29%	18%	8	0.4	2.0
n.10 10 Finger	57	33.0	11%	7%	5%	23%	6	0.4	21%	23%	33%	19	1.2	3.2
n.9 9 Zmrhal	22	27.0	.	18%	.	18%	.	0.0	9%	32%	41%	9	0.9	---
n.14 14 Bartos	46	37.0	4%	13%	11%	28%	2	0.1	20%	35%	17%	8	0.6	4.0
n.12 12 Dzavoronok	57	40.0	18%	5%	11%	34%	10	0.5	9%	35%	23%	13	0.7	1.3
n.19 19 Michalek	34	35.0	6%	6%	9%	21%	2	0.1	21%	44%	15%	5	0.3	2.5
n.1 1 Vesely	.	0.0	---	---	---	---	.	---	---	---	---	.	---	---
n.3 3 Beer	47	32.0	2%	6%	13%	21%	1	0.1	15%	47%	17%	8	0.5	8.0
n.7 7 Holubec	57	39.0	11%	4%	5%	20%	6	0.4	33%	40%	7%	4	0.3	0.7
n.17 17 Zajiček	.	0.0	---	---	---	---	.	0.1	---	---	---	.	0.2	---
n.8 8 Habr	24	38.0	4%	17%	4%	25%	1	0.1	21%	38%	17%	4	0.2	4.0
n.16 16 Janouch	44	39.0	9%	9%	9%	27%	4	---	11%	50%	11%	5	---	1.3

BATTUTA JUMP														
Nome	Totale	Ind.	(#)%	(/)%	(+)%	Pos%	Ace	Ace/	(!)%	(-)%	(=)%	Err.	Err./S	Err./A
n.\$ Czech R	248	37	0	9%	9%	18%	25	1.1	15%	34%	23%	58	2.6	2.3
n.2 2 Hadrava	45	39	9%	7%	18%	34%	4	0.2	20%	29%	18%	8	0.4	2.0
n.10 10 Finger	57	33	11%	7%	5%	23%	6	0.4	21%	23%	33%	19	1.2	3.2
n.9 9 Zmrhal	22	27	.	18%	.	18%	.	0.0	9%	32%	41%	9	0.9	---
n.14 14 Bartos	.	.	---	---	---	---	.	0.0	---	---	---	.	0.0	---
n.12 12 Dzavoronok	57	40	18%	5%	11%	34%	10	---	9%	35%	23%	13	---	1.3
n.19 19 Michalek	.	.	---	---	---	---	.	---	---	---	---	.	---	---
n.1 1 Vesely	.	.	---	---	---	---	.	---	---	---	---	.	---	---
n.3 3 Beer	.	.	---	---	---	---	.	0.0	---	---	---	.	0.0	---
n.7 7 Holubec	.	.	---	---	---	---	.	0.0	---	---	---	.	0.0	---
n.17 17 Zajiček	.	.	---	---	---	---	.	---	---	---	---	.	---	---
n.8 8 Habr	23	38	4%	17%	4%	25%	1	0.1	17%	39%	17%	4	0.2	4.0
n.16 16 Janouch	44	39	9%	9%	9%	27%	4	---	11%	50%	11%	5	---	1.3

BATTUTA FLOAT														
Nome	Totale	Ind.	(#)%	(/)%	(+)%	Pos%	Ace	Ace/	(!)%	(-)%	(=)%	Err.	Err./S	Err./A
n.\$ Czech R	185	36	0	7%	9%	16%	11	0.5	23%	41%	14%	25	1.1	2.3
n.2 2 Hadrava	.	.	---	---	---	---	.	0.2	---	---	---	.	0.4	---
n.10 10 Finger	.	.	---	---	---	---	.	0.4	---	---	---	.	1.2	---
n.9 9 Zmrhal	.	.	---	---	---	---	.	0.0	---	---	---	.	0.9	---

Total Worksheet - 07 - Battuta

n.14	14 Bartos	46	37	4%	13%	11%	28%	2	0.0	20%	35%	17%	8	0.0	4.0
n.12	12 Dzavoronok	.	.	---	---	---	---	.	---	---	---	---	.	---	---
n.19	19 Michalek	34	35	6%	6%	9%	21%	2	---	21%	44%	15%	5	---	2.5
n.1	1 Vesely	.	.	---	---	---	---	.	0.0	---	---	---	.	0.0	---
n.3	3 Beer	47	32	2%	6%	13%	21%	1	0.0	15%	47%	17%	8	0.0	8.0
n.7	7 Holubec	57	39	11%	4%	5%	20%	6	0.0	33%	40%	7%	4	0.0	0.7
n.17	17 Zajiček	.	.	---	---	---	---	.	---	---	---	---	.	---	---
n.8	8 Habr	1	38	0.1	100%	.	.	.	0.2	---
n.16	16 Janouch	.	.	---	---	---	---	.	---	---	---	---	.	---	---
n.22	22	.	.	---	---	---	---	.	---	---	---	---	.	---	---

Total Worksheet - 02 - Ricezione

(5) SWE, GER, GER, RZE, BEL16

RICEZIONE TOTALE										RICEZIONE JUMP						RICEZIONE FLOAT														
Nome	Totale	Ind.	Pos%	(!)%	(/)%	(=)%	Err.	Err.%	Err./Set	Totale	Ind.	Pos%	(!)%	(/)%	(=)%	Err.%	Err./Set	Totale	Ind.	Pos%	(!)%	(/)%	(=)%	Err.%	Err./Set					
n.\$ Czech R	371	56	47%	22%	6%	13%	71	19%	3.2	170	49	35%	23%	9%	19%	28%	2.2	200	63	57%	20%	4%	7%	11%	1.0					
n.11 11 Krystof	61	52	46%	15%	7%	18%	15	25%	0.7	49	48	38%	14%	8%	22%	30%	0.7	12	72	75%	17%	.	.	.	0.0					
n.4 4 Pfeffer	16	55	50%	19%	12%	12%	4	24%	0.2	5	47	40%	20%	20%	20%	40%	0.1	11	59	54%	18%	9%	9%	18%	0.1					
n.9 9 Zmrhal	69	56	39%	23%	10%	7%	12	17%	0.5	12	36	8%	17%	25%	17%	42%	0.2	57	60	45%	25%	7%	5%	12%	0.3					
n.14 14 Bartos	66	57	56%	17%	3%	17%	13	20%	0.6	35	51	52%	11%	6%	23%	29%	0.5	31	64	61%	23%	.	10%	10%	0.1					
n.12 12 Dzavoronok	104	54	37%	31%	6%	14%	21	20%	1.0	47	47	19%	40%	9%	21%	30%	0.6	56	61	53%	21%	4%	9%	13%	0.3					
n.19 19 Michalek	55	64	63%	16%	5%	5%	6	10%	0.3	22	60	46%	27%	9%	5%	14%	0.1	33	67	75%	9%	3%	6%	9%	0.1					
n.0 0???	.	.	---	---	((---))	((---))	.	---	0.0	.	.	---	---	((---))	((---))	---	0.0	.	.	---	---	((---))	((---))	---	0.0					
n.0 0???	.	.	---	---	---	---	.	---	0.0	.	.	---	---	---	---	---	0.0	.	.	---	---	---	---	---	0.0					
RICEZIONE JUMP										RICEZIONE FLOAT																				
Nome	Sx			Cx			Dx			Alto			Basso			Sx			Cx			Dx			Alto			Basso		
	Totale	Pos%	Err.%	Totale	Pos%	Err.%	Totale	Pos%	Err.%	Totale	Pos%	Err.%	Totale	Pos%	Err.%	Totale	Pos%	Err.%	Totale	Pos%	Err.%	Totale	Pos%	Err.%	Totale	Pos%	Err.%	Totale	Pos%	Err.%
n.11 11 Krystof	7	14%	43%	16	50%	12%	11	27%	36%	.	---	---	9	67%	11%	1	100%	.	8	75%	.	2	50%	.	.	---	---	1	100%	.
n.4 4 Pfeffer	.	---	---	2	50%	50%	1	.	.	.	---	---	1	100%	.	3	66%	33%	5	60%	.	1	.	.	1	100%	.	1	.	100%
n.9 9 Zmrhal	1	.	.	8	.	37%	.	---	---	.	---	---	2	50%	50%	4	50%	25%	44	46%	14%	3	.	.	4	75%	.	2	50%	.
n.14 14 Bartos	2	100%	.	20	60%	5%	4	50%	50%	.	---	---	4	50%	50%	.	---	---	18	61%	11%	3	66%	.	7	71%	.	3	33%	33%
n.12 12 Dzavoronok	4	25%	25%	22	18%	18%	9	33%	33%	.	---	---	8	12%	24%	2	.	.	27	56%	8%	17	59%	12%	4	50%	25%	5	60%	20%
n.19 19 Michalek	4	75%	.	15	34%	20%	1	100%	.	1	.	.	1	100%	.	5	60%	20%	13	92%	8%	.	---	---	14	71%	.	.	---	---
n.00 0???	.	---	---	.	---	---	.	---	---	.	---	---	.	---	---	.	---	---	.	---	---	.	---	---	.	---	---	.	---	---

Total Worksheet - 03 - Attacco prima palla

(5) SWE, GER, GER, RZE, BEL16

ATTACCO PRIMA PALLA																																						
Nome	Tot.	Tot.%	Eff.%	(+)	(+)%	(#)	(#)%	(#)/S	pos.%	(/)	(/)%	(=)	(=)%	Err.%	Err./S	Quick					Alta					Pipe/Schema					Primo tempo							
																Tot.	#	+	/	=	Tot.	#	+	/	=	Tot.	#	+	/	=	Tot.	#	+	/	=			
Quick	163	58%	34%	38	23%	75	46%	3.4	69%	13	8%	7	4%	12%	0.9																							
Alta	42	15%	21%	9	21%	15	36%	0.7	57%	4	10%	2	5%	14%	0.3																							
Pipe/Schema	23	8%	30%	5	22%	12	52%	0.5	74%	2	9%	3	13%	22%	0.2																							
Primo tempo	53	19%	40%	6	11%	28	53%	1.3	64%	1	2%	6	11%	13%	0.3																							
Totale	281	X	33%	58	21%	130	46%	5.9	---	20	7%	18	6%	14%	1.7																							
n.2 2 Hadrava	40	14%	30%	10	25%	20	50%	0.9	75%	5	12%	3	8%	20%	0.9	31	16	7	4	2	9	4	3	1	1	0	0	0	0	0	0	0	0	0	0	0	0	0
n.1 10 Finger	54	19%	39%	12	22%	27	50%	1.7	72%	4	7%	2	4%	11%	0.7	46	23	11	3	2	8	4	1	1	0	0	0	0	0	0	0	0	0	0	0	0	0	
n.9 9 Zmrhal	16	6%	31%	2	12%	8	50%	0.8	62%	3	19%	0	0%	19%	1.9	10	6	1	2	0	6	2	1	1	0	0	0	0	0	0	0	0	0	0	0	0	0	
n.1 14 Bartos	30	11%	27%	12	40%	10	33%	0.8	62%	0	0%	2	7%	19%	1.9	21	6	10	0	2	4	1	0	0	0	5	3	2	0	0	0	0	0	0	0	0	0	
n.1 12 Dzavoronok	56	20%	25%	10	18%	22	39%	1.1	57%	4	7%	4	7%	14%	0.7	35	13	6	3	1	12	4	3	1	1	9	5	1	0	2	0	0	0	0	0	0		
n.1 19 Michalek	32	11%	34%	6	19%	15	47%	1.0	66%	3	9%	1	3%	12%	0.8	20	11	3	1	0	3	0	1	0	0	9	4	2	2	1	0	0	0	0	0	0		
n.1 1 Vesely	0	0%	0%	0	(---)	0	(---)	(---)	(---)	0	(---)	0	(---)	(---)	(---)	0	0	0	0	0	0	0	0	0	0	0	0	0	0	0	0	0	0	0	0	0	0	
n.3 3 Beer	33	12%	39%	4	12%	18	55%	1.1	67%	1	3%	4	12%	15%	0.9	0	0	0	0	0	0	0	0	0	0	0	0	0	0	0	0	0	0	33	18	4	1	4
n.7 7 Holubec	20	7%	40%	2	10%	10	50%	0.7	60%	0	0%	2	10%	10%	0.7	0	0	0	0	0	0	0	0	0	0	0	0	0	0	0	0	0	0	20	10	2	0	2
n.1 17 Zajicek	0	0%	0%	0	(---)	0	(---)	(---)	(---)	0	(---)	0	(---)	(---)	(---)	0	0	0	0	0	0	0	0	0	0	0	0	0	0	0	0	0	0	0	0	0	0	

ATTACCO PRIMA PALLA																																			
Nome	Ricezione (#) e (+)							Ricezione (#)							Ricezione (+)					Ricezione (!)					Ricezione (-)										
	Tot.	Tot.%	(#)	(#)%	(/)%	(=)%	Err.%	Tot.	Tot.%	(#)	(#)%	(/)%	(=)%	Err.%	Tot.	Tot.%	(#)	(#)%	(/)%	(=)%	Err.%	Tot.	Tot.%	(#)	(#)%	(/)%	(=)%	Err.%	Tot.	Tot.%	(#)	(#)%	(/)%	(=)%	Err.%
Czech R	178	100%	87	49%	7%	6%	13%	102	100%	56	55%	6%	6%	12%	76	100%	---	41%	9%	7%	16%	84	100%	38	45%	6%	10%	16%	48	100%	17	35%	8%	2%	10%
Opposti	Ricezione (#) e (+)							Ricezione (#)							Ricezione (+)					Ricezione (!)					Ricezione (-)										
n.2 2 Hadrava	19	11%	9	47%	21%	0%	21%	10	10%	5	50%	10%	0%	10%	9	12%	---	44%	33%	0%	33%	12	14%	6	50%	0%	25%	25%	9	19%	5	56%	11%	0%	11%
n.1 10 Finger	24	13%	12	50%	4%	0%	4%	9	9%	4	44%	0%	0%	0%	15	20%	---	53%	7%	0%	7%	26	31%	14	54%	8%	8%	16%	4	8%	1	25%	25%	0%	25%
Martelli	Ricezione (#) e (+)							Ricezione (#)							Ricezione (+)					Ricezione (!)					Ricezione (-)										
n.9 9 Zmrhal	3	2%	2	67%	0%	0%	0%	0	0%	0	---	---	---	---	3	4%	---	67%	0%	0%	0%	6	7%	4	67%	17%	0%	17%	7	15%	2	29%	29%	0%	29%
n.1 14 Bartos	17	10%	7	41%	0%	6%	6%	11	11%	6	55%	0%	0%	0%	6	8%	---	17%	0%	17%	17%	9	11%	2	22%	0%	11%	11%	4	8%	1	25%	0%	0%	0%
n.1 12 Dzavoronok	34	19%	13	38%	6%	9%	15%	19	19%	9	47%	5%	11%	16%	15	20%	---	27%	7%	7%	14%	11	13%	4	36%	18%	0%	18%	11	23%	5	45%	0%	9%	9%
n.1 19 Michalek	17	10%	10	59%	18%	6%	24%	9	9%	6	67%	22%	0%	22%	8	11%	---	50%	12%	12%	24%	12	14%	5	42%	0%	0%	0%	3	6%	0	0%	0%	0%	0%
Centrali	Ricezione (#) e (+)							Ricezione (#)							Ricezione (+)					Ricezione (!)					Ricezione (-)										
n.1 1 Vesely	0	0%	0	(---)	(---)	(---)	(---)	0	0%	0	(---)	(---)	(---)	(---)	0	0%	(---)	(---)	(---)	(---)	(---)	0	0%	0	(---)	(---)	(---)	(---)	0	0%	0	(---)	(---)	(---)	(---)
n.3 3 Beer	28	16%	17	61%	4%	11%	15%	18	18%	10	56%	0%	17%	17%	10	13%	---	70%	10%	0%	10%	2	2%	0	0%	0%	50%	50%	3	6%	1	33%	0%	0%	0%
n.7 7 Holubec	13	7%	6	46%	0%	15%	15%	8	8%	5	62%	0%	12%	12%	5	7%	---	20%	0%	20%	20%	5	6%	3	60%	0%	0%	0%	2	4%	1	50%	0%	0%	0%
n.1 17 Zajicek	0	0%	0	(---)	(---)	(---)	(---)	0	0%	0	(---)	(---)	(---)	(---)	0	0%	(---)	(---)	(---)	(---)	(---)	0	0%	0	(---)	(---)	(---)	(---)	0	0%	0	(---)	(---)	(---)	(---)
Alzatori	Ricezione (#) e (+)							Ricezione (#)							Ricezione (+)					Ricezione (!)					Ricezione (-)										

Total Worksheet - 03 - Attacco prima palla

n.1 16 Janouch | 1 0% | 0 0% 0% 0% 0% | 1 0% | 0 0% 0% 0% 0% | 0 0% | --- --- --- --- --- | 0 0% | 0 --- --- --- --- | 1 0% | 0 0% 0% 0% |

Total Worksheet - 04 - Tipo di attacco

(5) SWE, GER, GER, RZE, BEL16

n.\$	Nome	UNO classica						C						DOPPIA C						SETTE classica						DUE																	
		Tot.	(#)	(#)%	(/)%	(=)%	Eff.	Tot.	(#)	(#)%	(/)%	(=)%	Eff.	Tot.	(#)	(#)%	(/)%	(=)%	Eff.	Tot.	(#)	(#)%	(/)%	(=)%	Eff.	Tot.	(#)	(#)%	(/)%	(=)%	Eff.												
n.\$	Czech R	16	4	25%	0%	25%	0%	8	5	62%	0%	12%	50%	3	2	67%	0%	0%	67%	6	3	50%	0%	0%	50%							0	0	---	---	---	---						
n.01	1 Vesely	0	0	---	---	---	---	0	0	---	---	---	---	0	0	---	---	---	---	0	0	0	---	---	---							0	0	---	---	---	---						
n.3	3 Beer	10	3	30%	0%	30%	0%	8	5	62%	0%	12%	50%	3	2	67%	0%	0%	67%	2	1	50%	0%	0%	50%							0	0	---	---	---	---						
n.7	7 Holubec	6	1	17%	0%	17%	0%	0	0	---	---	---	50%	0	0	---	---	---	67%	4	2	50%	0%	0%	50%							0	0	---	---	---	---						
n.17	17 Zajicek	0	0	---	---	---	---	0	0	---	---	---	---	0	0	---	---	---	---	0	0	0	---	---	---							0	0	---	---	---	---						
n.\$	Nome	UNO centro rete						SETTE centro rete						DUE centro rete																													
		Tot.	(#)	(#)%	(/)%	(=)%	Eff.	Tot.	(#)	(#)%	(/)%	(=)%	Eff.	Tot.	(#)	(#)%	(/)%	(=)%	Eff.	Tot.	(#)	(#)%	(/)%	(=)%	Eff.																		
n.\$	Czech R	19	10	53%	11%	5%	37%							5	3	60%	0%	20%	40%							2	1	50%	0%	0%	2%												
n.1	1 Vesely	0	0	---	---	---	---							0	0	0	---	---	---							0	0	---	---	---	---												
n.3	3 Beer	10	5	50%	10%	10%	30%							4	3	75%	0%	0%	75%							0	0	---	---	---	---												
n.7	7 Holubec	9	5	56%	11%	0%	45%							1	0	0%	0%	100	-100							2	1	50%	0%	0%	2%												
n.17	17 Zajicek	0	0	---	---	---	---							0	0	0	---	---	---							0	0	---	---	---	---												
n.\$	Nome	VICINO verso 4						LONTANO verso 4						DUE verso 4						VICINO verso 2						LONTANO verso 2						DUE verso 2											
		Tot.	(#)	(#)%	(/)%	(=)%	Eff.	Tot.	(#)	(#)%	(/)%	(=)%	Eff.	Tot.	(#)	(#)%	(/)%	(=)%	Eff.	Tot.	(#)	(#)%	(/)%	(=)%	Eff.	Tot.	(#)	(#)%	(/)%	(=)%	Eff.	Tot.	(#)	(#)%	(/)%	(=)%	Eff.						
n.\$	Czech R	1	1	100%	0%	0%	100%	0	0	---	---	---	---	0	0	---	---	---	---	3	1	33%	0%	0%	33%	4	2	50%	0%	0%	50%	0	0	---	---	---	---	0	0	---	---	---	---
n.1	1 Vesely	0	0	---	---	---	---	0	0	---	---	---	---	0	0	---	---	---	---	0	0	0	---	---	---	0	0	---	---	---	---	0	0	---	---	---	---						
n.3	3 Beer	0	0	---	---	---	---	0	0	---	---	---	---	0	0	---	---	---	---	3	1	33%	0%	0%	33%	2	1	50%	0%	0%	50%	0	0	---	---	---	---						
n.7	7 Holubec	1	1	100%	0%	0%	100%	0	0	---	---	---	---	0	0	---	---	---	---	0	0	0	---	---	---	2	1	50%	0%	0%	50%	0	0	---	---	---	---						
n.17	17 Zajicek	0	0	---	---	---	---	0	0	---	---	---	---	0	0	---	---	---	---	0	0	0	---	---	---	0	0	---	---	---	---	0	0	---	---	---	---						
n.\$	Nome	QUICK da 4						QUICK da 2						QUICK da 1						PIPE/SCHEMI						PALLA ALTA																	
		Tot.	(#)	(#)%	(/)%	(=)%	Eff.	Tot.	(#)	(#)%	(/)%	(=)%	Eff.	Tot.	(#)	(#)%	(/)%	(=)%	Eff.	Tot.	(#)	(#)%	(/)%	(=)%	Eff.	Tot.	(#)	(#)%	(/)%	(=)%	Eff.												
n.\$	Czech R	176	75	43%	10%	6%	27%	60	34	57%	7%	2%	48%	51	25	49%	8%	16%	25%	47	25	53%	4%	11%	38%	155	51	33%	15%	5%	13%												
n.2	2 Hadrava	5	3	60%	0%	0%	60%	16	10	62%	6%	0%	56%	19	9	47%	16%	16%	15%	0	0	---	---	---	---	27	11	41%	11%	4%	26%												
n.10	10 Finger	16	10	62%	6%	6%	50%	26	16	62%	8%	4%	50%	32	16	50%	3%	16%	31%	0	0	---	---	---	---	26	12	46%	12%	8%	26%												
n.9	9 Zmrhal	13	9	69%	15%	0%	54%	0	0	---	---	---	---	0	0	---	---	---	---	0	0	---	---	---	---	12	5	42%	17%	0%	25%												
n.14	14 Bartos	33	12	36%	6%	6%	24%	9	4	44%	0%	0%	44%	0	0	---	---	---	---	7	4	57%	0%	0%	57%	15	3	20%	13%	0%	7%												
n.12	12 Dzavoronok	45	15	33%	13%	9%	11%	1	0	0%	0%	0%	0%	0	0	---	---	---	---	13	7	54%	0%	15%	39%	32	8	25%	22%	6%	-3%												
n.19	19 Michalek	19	11	58%	0%	0%	58%	7	4	57%	14%	0%	43%	0	0	---	---	---	---	14	7	50%	14%	7%	29%	11	4	36%	0%	0%	36%												

Total Worksheet - 05 - Tipo di attacco quick

(5) SWE, GER, GER, RZE, BEL16

QUICK Z4		R BUONA CENTRO RETE						R BRUTTA CENTRO RETE						LUX						LATO LUNGO						ANGOLO OPPOSTO						DA DIETRO					
Nome	Tot.	(#)	(#)%	(/)%	(=)%	Eff.	Tot.	(#)	(#)%	(/)%	(=)%	Eff.	Tot.	(#)	(#)%	(/)%	(=)%	Eff.	Tot.	(#)	(#)%	(/)%	(=)%	Eff.	Tot.	(#)	(#)%	(/)%	(=)%	Eff.	Tot.	(#)	(#)%	(/)%	(=)%	Eff.	
n.\$ Czech R	11	3	27%	9%	0%	18%	7	3	43%	14%	14%	15%	4	3	75%	0%	0%	75%	18	9	50%	6%	6%	38%	11	6	55%	9%	0%	46%	0	0	---	---	0%	---	
n.02 2 Hadrava	1	0	0%	0%	0%	0%	0	0	---	---	---	---	2	2	100%	0%	0%	100%	1	0	0%	0%	0%	0%	1	1	100%	0%	0%	100%	0	0	---	---	---	---	
n.10 10 Finger	0	0	---	---	---	---	0	0	---	---	---	---	0	0	---	---	---	---	0	0	---	---	---	---	0	0	---	---	---	---	0	0	---	---	---	---	
n.9 9 Zmrhal	4	2	50%	25%	25%	0	2	1	50%	50%	50%	-50%	2	1	50%	0%	0%	50%	2	2	100%	0%	0%	100%	3	3	100%	0%	0%	100%	0	0	---	---	---	---	
n.14 14 Bartos	6	1	17%	0%	0%	0.17	5	2	40%	0%	0%	40%	0	0	---	---	---	---	15	7	47%	7%	7%	33%	7	2	29%	14%	14%	1%	0	0	---	---	---	---	
n.12 12 Dzavoronok	0	0	---	---	---	---	0	0	---	---	---	---	0	0	---	---	---	---	0	0	---	---	---	---	0	0	---	---	---	---	0	0	---	---	---	---	
n.19 19 Michalek	0	0	---	---	---	---	0	0	---	---	---	---	0	0	---	---	---	---	0	0	---	---	---	---	0	0	---	---	---	---	0	0	---	---	---	---	
0000	0	0	---	---	---	---	0	0	---	---	---	---	0	0	---	---	---	---	0	0	---	---	---	---	0	0	---	---	---	---	0	0	---	---	---	---	
QUICK Z2		R BUONA CENTRO RETE						R BRUTTA CENTRO RETE						LUX						LATO LUNGO						ANGOLO OPPOSTO						DA DIETRO					
Nome	Tot.	(#)	(#)%	(/)%	(=)%	Eff.	Tot.	(#)	(#)%	(/)%	(=)%	Eff.	Tot.	(#)	(#)%	(/)%	(=)%	Eff.	Tot.	(#)	(#)%	(/)%	(=)%	Eff.	Tot.	(#)	(#)%	(/)%	(=)%	Eff.	Tot.	(#)	(#)%	(/)%	(=)%	Eff.	
n.\$ Czech R	18	11	61%	11%	0%	50%	10	5	50%	0%	10%	40%	17	9	53%	6%	0%	47%	3	2	67%	0%	0%	67%	0	0	---	---	---	---	4	3	75%	0%	0%	4%	
n.2 2 Hadrava	6	4	67%	17%	17%	33%	3	1	33%	0%	0%	33%	6	4	67%	0%	0%	67%	0	0	---	---	---	---	0	0	---	---	---	---	1	1	100%	0%	0%	1%	
n.10 10 Finger	9	5	56%	11%	11%	0.34	7	4	57%	0%	0%	57%	5	3	60%	20%	20%	20%	2	2	100%	0%	0%	100%	0	0	---	---	---	---	3	2	67%	0%	0%	3%	
n.9 9 Zmrhal	0	0	---	---	---	---	0	0	---	---	---	---	0	0	---	---	---	---	0	0	---	---	---	---	0	0	---	---	---	---	0	0	---	---	---	---	
n.14 14 Bartos	3	2	67%	0%	0%	0.67	0	0	---	---	---	---	5	2	40%	0%	0%	40%	1	0	0%	0%	0%	0%	0	0	---	---	---	---	0	0	---	---	---	---	
n.12 12 Dzavoronok	0	0	---	---	---	---	0	0	---	---	---	---	1	0	0%	0%	0%	0%	0	0	---	---	---	---	0	0	---	---	---	---	0	0	---	---	---	---	
n.19 19 Michalek	0	0	---	---	---	---	0	0	---	---	---	---	0	0	---	---	---	---	0	0	---	---	---	---	0	0	---	---	---	---	0	0	---	---	---	---	
0000	0	0	---	---	---	---	0	0	---	---	---	---	0	0	---	---	---	---	0	0	---	---	---	---	0	0	---	---	---	---	0	0	---	---	---	---	
QUICK Z1		R BUONA CENTRO RETE						R BRUTTA CENTRO RETE						LUX						LATO LUNGO						ANGOLO OPPOSTO						DA DIETRO					
Nome	Tot.	(#)	(#)%	(/)%	(=)%	Eff.	Tot.	(#)	(#)%	(/)%	(=)%	Eff.	Tot.	(#)	(#)%	(/)%	(=)%	Eff.	Tot.	(#)	(#)%	(/)%	(=)%	Eff.	Tot.	(#)	(#)%	(/)%	(=)%	Eff.	Tot.	(#)	(#)%	(/)%	(=)%	Eff.	
n.\$ Czech R	9	5	56%	22%	11%	23%	2	1	50%	0%	0%	50%	7	2	29%	14%	14%	-14%	0	0	---	---	---	---	0	0	---	---	---	---	1	1	100%	0%	0%	1%	
n.2 2 Hadrava	9	5	56%	22%	22%	12%	2	1	50%	0%	0%	50%	7	2	29%	14%	14%	1%	0	0	---	---	---	---	0	0	---	---	---	---	1	1	100%	0%	0%	1%	
n.10 10 Finger	0	0	---	---	---	---	0	0	---	---	---	---	0	0	---	---	---	---	0	0	---	---	---	---	0	0	---	---	---	---	0	0	---	---	---	---	
n.9 9 Zmrhal	0	0	---	---	---	---	0	0	---	---	---	---	0	0	---	---	---	---	0	0	---	---	---	---	0	0	---	---	---	---	0	0	---	---	---	---	
n.14 14 Bartos	0	0	---	---	---	---	0	0	---	---	---	---	0	0	---	---	---	---	0	0	---	---	---	---	0	0	---	---	---	---	0	0	---	---	---	---	
n.12 12 Dzavoronok	0	0	---	---	---	---	0	0	---	---	---	---	0	0	---	---	---	---	0	0	---	---	---	---	0	0	---	---	---	---	0	0	---	---	---	---	
n.19 19 Michalek	0	0	---	---	---	---	0	0	---	---	---	---	0	0	---	---	---	---	0	0	---	---	---	---	0	0	---	---	---	---	0	0	---	---	---	---	
0000	0	0	---	---	---	---	0	0	---	---	---	---	0	0	---	---	---	---	0	0	---	---	---	---	0	0	---	---	---	---	0	0	---	---	---	---	

Total Worksheet - 06 - Utilizzo attaccanti in CP per punteggio

(5) SWE, GER, GER, RZE, BEL16

Alzatore 10		-4 o peggio					-2 o -3					-1, paritf o +1					+2 o +3					+4 o meglio					-1, paritf o +1 da 24 in poi								
TOTALE																																			
Nome	Att.	Distr.	Diff.	Di	(#)%	Err.%	Att.	Distr.	Diff.	Di	(#)%	Err.%	Att.	Distr.	Diff.	Di	(#)%	Err.%	Att.	Distr.	Diff.	Di	(#)%	Err.%	Att.	Distr.	Diff.	Di	(#)%	Err.%					
Czech R	19	100%	0%	37%	21%		29	100%	0%	55%	10%		96	100%	0%	45%	11%		32	100%	0%	50%	9%		1	100%	0%	100%	0%		4	100%	0%	50%	0%
n.2 2 Hadrava	1	5%	-4%	0%	0%		0	0%	-11%	----	----		0	0%	-11%	----	----		0	0%	-11%	----	----		0	0%	-11%	----	----		0	0%	-11%	----	----
n.10 10 Finger	5	26%	26%	20%	60%		10	34%	17%	70%	0%		30	31%	14%	60%	6%		7	22%	4%	14%	14%		0	0%	-17%	----	----		3	75%	75%	67%	----
n.9 9 Zmrhal	1	5%	-8%	0%	0%		2	7%	2%	50%	0%		0	0%	-5%	----	----		0	0%	-5%	----	----		0	0%	-5%	----	----		0	0%	-5%	----	----
n.14 14 Bartos	3	16%	6%	33%	0%		4	14%	4%	25%	25%		10	10%	1%	50%	0%		7	22%	12%	29%	14%		0	0%	-10%	----	----		0	0%	-10%	----	----
n.12 12 Dzavoronok	4	21%	3%	50%	0%		8	28%	10%	62%	0%		22	23%	5%	18%	23%		5	16%	-2%	60%	20%		1	100%	82%	100%	0%		1	25%	24%	0%	----
n.19 19 Michalek	2	11%	1%	50%	0%		1	3%	-7%	100%	0%		2	2%	-8%	100%	0%		2	6%	-4%	50%	0%		0	0%	-10%	----	----		0	0%	-10%	----	----
n.1 1 Vesely	0	0%	0%	----	----		0	0%	0%	----	----		0	0%	0%	----	----		0	0%	0%	----	----		0	0%	0%	----	----		0	0%	-1%	----	----
n.3 3 Beer	3	16%	5%	67%	0%		2	7%	-4%	50%	50%		17	18%	7%	41%	18%		6	19%	8%	100%	0%		0	0%	-11%	----	----		0	0%	0%	----	----
n.7 7 Holubec	0	0%	-13%	----	----		2	7%	0%	0%	50%		11	11%	5%	55%	9%		5	16%	9%	60%	0%		0	0%	-6%	----	----		0	0%	-6%	----	----
n.17 17 Zajicek	0	0%	-13%	----	----		0	0%	0%	----	----		0	0%	0%	----	----		0	0%	0%	----	----		0	0%	0%	----	----		0	0%	0%	----	----
RICEZIONE # +																																			
Nome	Att.	Distr.	Diff.	Di	(#)%	Err.%	Att.	Distr.	Diff.	Di	(#)%	Err.%	Att.	Distr.	Diff.	Di	(#)%	Err.%	Att.	Distr.	Diff.	Di	(#)%	Err.%	Att.	Distr.	Diff.	Di	(#)%	Err.%					
Czech R	10	100%	0%	50%	10%		19	100%	0%	58%	10%		58	100%	0%	45%	13%		19	100%	0%	58%	5%		1	100%	0%	----	----		3	100%	0%	67%	0%
n.2 2 Hadrava	0	0%	-10%	----	----		1	5%	-5%	----	----		6	10%	0%	----	----		3	16%	5%	----	----		0	0%	-11%	----	----		0	0%	-11%	----	----
n.10 10 Finger	1	10%	-7%	----	----		5	26%	9%	80%	----		14	24%	7%	50%	----		4	21%	4%	25%	----		0	0%	-17%	----	----		1	33%	32%	----	----
n.9 9 Zmrhal	0	0%	-5%	----	----		1	5%	0%	----	----		0	0%	-5%	----	----		0	0%	-5%	----	----		0	0%	-5%	----	----		0	0%	-1%	----	----
n.14 14 Bartos	0	0%	-10%	----	----		4	21%	11%	25%	25%		7	12%	2%	71%	0%		4	21%	11%	25%	0%		0	0%	-10%	----	----		0	0%	-10%	----	----
n.12 12 Dzavoronok	4	40%	22%	50%	0%		5	26%	8%	60%	0%		13	22%	4%	8%	23%		3	16%	-2%	67%	33%		1	100%	82%	----	----		0	0%	-1%	----	----
n.19 19 Michalek	1	10%	0%	----	----		1	5%	-5%	----	----		0	0%	-10%	----	----		1	5%	-5%	----	----		0	0%	-10%	----	----		0	0%	-10%	----	----
n.1 1 Vesely	0	0%	0%	----	----		0	0%	0%	----	----		0	0%	0%	----	----		0	0%	0%	----	----		0	0%	0%	----	----		0	0%	-1%	----	----
n.3 3 Beer	3	30%	19%	----	----		1	5%	-5%	----	----		14	24%	13%	50%	22%		5	26%	16%	100%	0%		0	0%	-11%	----	----		0	0%	-1%	----	----
n.7 7 Holubec	0	0%	0%	----	----		1	5%	5%	----	----		5	9%	9%	----	----		1	5%	5%	----	----		0	0%	0%	----	----		0	0%	0%	----	----
n.17 17 Zajicek	0	0%	0%	----	----		0	0%	0%	----	----		0	0%	0%	----	----		0	0%	0%	----	----		0	0%	0%	----	----		0	0%	0%	----	----
RICEZIONE I																																			
Nome	Att.	Distr.	Diff.	Di	(#)%	Err.%	Att.	Distr.	Diff.	Di	(#)%	Err.%	Att.	Distr.	Diff.	Di	(#)%	Err.%	Att.	Distr.	Diff.	Di	(#)%	Err.%	Att.	Distr.	Diff.	Di	(#)%	Err.%					
Czech R	6	100%	0%	33%	34%		7	100%	0%	57%	14%		28	100%	0%	50%	11%		10	100%	0%	30%	20%		0	----	----	----	----		1	100%	0%	0%	0%
n.2 2 Hadrava	0	0%	-11%	----	----		0	0%	-11%	----	----		0	0%	-11%	----	----		0	0%	-11%	----	----		0	----	----	----	----		0	0%	-11%	----	----
n.10 10 Finger	3	50%	33%	33%	66%		5	71%	54%	60%	0%		14	50%	33%	71%	7%		3	30%	13%	0%	33%		0	----	----	----	----		0	0%	-1%	----	----
n.9 9 Zmrhal	1	17%	12%	0%	0%		0	0%	-5%	----	----		0	0%	-5%	----	----		0	0%	-5%	----	----		0	----	----	----	----		0	0%	-1%	----	----
n.14 14 Bartos	2	33%	24%	50%	0%		0	0%	-10%	----	----		2	7%	-3%	0%	0%		3	30%	20%	33%	33%		0	----	----	----	----		0	0%	-10%	----	----
n.12 12 Dzavoronok	0	0%	-18%	----	----		1	14%	-4%	100%	0%		7	25%	7%	14%	29%		1	10%	-8%	100%	0%		0	----	----	----	----		1	100%	99%	0%	----
n.19 19 Michalek	0	0%	-10%	----	----		0	0%	-10%	----	----		2	7%	-3%	100%	0%		1	10%	0%	0%	0%		0	----	----	----	----		0	0%	-10%	----	----
n.1 1 Vesely	0	0%	0%	----	----		0	0%	0%	----	----		0	0%	0%	----	----		0	0%	0%	----	----		0	----	----	----	----		0	0%	-1%	----	----

Total Worksheet - 06 - Utilizzo attaccanti in CP per punteggio

n.7	7 Holubec	0	0%	-6%	----	----	0	0%	-6%	----	----	2	7%	1%	50%	0%	2	20%	14%	50%	0%	0	----	----	----	----	0	0%	-6%	----	----
n.17	17 Zajiček	0	0%	0%	----	----	0	0%	0%	----	----	0	0%	0%	----	----	0	0%	0%	----	----	0	----	----	----	----	0	0%	0%	----	----

RICEZIONE -

Nome	Att.	Distr.	Diff.	Di	(#)%	Err.%	Att.	Distr.	Diff.	Di	(#)%	Err.%	Att.	Distr.	Diff.	Di	(#)%	Err.%	Att.	Distr.	Diff.	Di	(#)%	Err.%	Att.	Distr.	Diff.	Di	(#)%	Err.%	
Czech R	3	100%	0%	0%	33%		3	100%	0%	33%	0%		10	100%	0%	30%	0%		3	100%	0%	67%	0%		0	----	----	----	----		
n.02 2 Hadrava	0	----	----	----	----	----	0	----	----	----	----	----	0	----	----	----	----	----	0	----	----	----	----	----	0	----	----	----	----	----	
n.10 10 Finger	1	33%	16%	0%	100%		0	0%	-17%	----	----		2	20%	3%	50%	0%		0	0%	-17%	----	----		0	----	----	----	----	----	
n.9 9 Zmrhal	0	0%	-5%	----	----		1	33%	28%	0%	0%		0	0%	-5%	----	----		0	0%	-5%	----	----		0	----	----	----	----	----	
n.14 14 Bartos	1	33%	24%	0%	0%		0	0%	-10%	----	----		1	10%	0%	0%	0%		0	0%	-10%	----	----		0	----	----	----	----	----	
n.12 12 Dzavoronok	0	0%	-18%	----	----		2	67%	49%	50%	0%		2	20%	2%	100%	0%		1	33%	15%	0%	0%		0	----	----	----	----	----	
n.19 19 Michalek	1	33%	23%	0%	0%		0	0%	-10%	----	----		0	0%	-10%	----	----		0	0%	-10%	----	----		0	----	----	----	----	----	
n.1 1 Vesely	0	0%	0%	----	----		0	0%	0%	----	----		0	0%	0%	----	----		0	0%	0%	----	----		0	----	----	----	----	----	
n.3 3 Beer	0	0%	-11%	----	----		0	0%	-11%	----	----		2	20%	9%	0%	0%		1	33%	23%	100%	0%		0	----	----	----	----	----	
n.7 7 Holubec	0	0%	-6%	----	----		0	0%	-6%	----	----		1	10%	4%	0%	0%		1	33%	27%	100%	0%		0	----	----	----	----	----	
n.17 17 Zajiček	0	0%	0%	----	----		0	0%	0%	----	----		0	0%	0%	----	----		0	0%	0%	----	----		0	----	----	----	----	----	

Total Worksheet - 08 - Muro per tipo di attacco e base

(5) SWE, GER, GER, RZE, BEL16

MURO per tipo di attacco							
Tipo di attacco	Att.	Muri	(#)	(+)	(!)	(-)	(=)
Alta	123	65	10%	6%	8%	6%	24%
Pipe/Schema	43	11	5%	0%	2%	0%	19%
Primo tempo	83	20	7%	2%	5%	4%	6%
Quick	233	110	10%	3%	5%	3%	23%
Altro	31	10	0%	0%	13%	6%	10%
Totale	513	218	9%	3%	6%	4%	19%

Base	Tutte le uscite							FRONT							CENTER							BACK												
	Att.	Muri	(#)	(+)	(!)	(-)	(=)	Att.	Muri	(#)	(+)	(!)	(-)	(=)	Att.	Muri	(#)	(+)	(!)	(-)	(=)	Att.	Muri	(#)	(+)	(!)	(-)	(=)						
K1 KH	111	43	6%	1%	5%	1%	22%	38	21	11%	0%	8%	0%	34%	27	6	0%	4%	7%	0%	11%	29	10	7%	0%	3%	3%	10%	15	6	7%	0%	0%	0%
K2 KW	8	2	0%	0%	0%	12%	12%	1	0	0%	0%	0%	0%	0%	3	1	0%	0%	0%	33%	0%	3	1	0%	0%	0%	0%	33%	1	0	0%	0%	0%	0%
K7 KX	53	27	9%	4%	6%	6%	25%	15	9	0%	13%	13%	0%	27%	20	7	20%	0%	5%	10%	0%	16	9	6%	0%	0%	6%	44%	1	1	0%	0%	0%	0%
Tot.	172	72	7%	2%	5%	3%	22%	54	30	7%	4%	9%	0%	31%	50	14	8%	2%	6%	6%	6%	48	20	6%	0%	2%	4%	23%	17	7	6%	0%	0%	0%

DETTAGLIO MURO su palla QUICK							
	Att.	Muri	(#)	(+)	(!)	(-)	(=)
---- X5	125	67	9%	5%	7%	2%	27%
---- X6	63	29	17%	3%	3%	3%	16%
---- X8	45	16	4%	0%	0%	4%	22%
Totale	233	110	10%	3%	5%	3%	23%

Base	Tutte le uscite							FRONT							CENTER							BACK												
	Att.	Muri	(#)	(+)	(!)	(-)	(=)	Att.	Muri	(#)	(+)	(!)	(-)	(=)	Att.	Muri	(#)	(+)	(!)	(-)	(=)	Att.	Muri	(#)	(+)	(!)	(-)	(=)						
KM	13	3	15%	0%	0%	0%	8%	2	0	0%	0%	0%	0%	0%	3	1	33%	0%	0%	0%	0%	3	2	33%	0%	0%	0%	33%	5	0	0%	0%	0%	0%
KC	25	17	16%	0%	12%	8%	32%	11	9	18%	0%	9%	9%	45%	4	1	0%	0%	25%	0%	0%	9	6	22%	0%	0%	11%	33%	1	1	0%	0%	100%	0%
KA	0	0	----	----	----	----	----	0	0	----	----	----	----	----	0	0	----	----	----	----	----	0	0	----	----	----	----	----	0	0	----	----	----	----
Tot.	38	20	16%	0%	8%	5%	24%	13	9	15%	0%	8%	8%	38%	7	2	14%	0%	14%	0%	0%	12	8	25%	0%	0%	8%	33%	6	1	0%	0%	17%	0%

MURO per qualità della ricezione							
Ricezione	Att.	Muri	(#)	(+)	(!)	(-)	(=)
Rice #	102	38	6%	1%	5%	3%	22%
Rice +	74	30	12%	3%	4%	1%	18%
Rice !	89	49	9%	8%	6%	3%	26%
Rice -	44	24	7%	7%	11%	7%	23%
Totale	309	141	8%	4%	6%	3%	22%

Base	Tutte le uscite							FRONT							CENTER							BACK												
	Att.	Muri	(#)	(+)	(!)	(-)	(=)	Att.	Muri	(#)	(+)	(!)	(-)	(=)	Att.	Muri	(#)	(+)	(!)	(-)	(=)	Att.	Muri	(#)	(+)	(!)	(-)	(=)						
KP	17	10	12%	12%	6%	0%	29%	7	5	14%	14%	0%	0%	43%	3	1	0%	0%	0%	0%	33%	5	4	20%	20%	20%	0%	20%	2	0	0%	0%	0%	0%
KS	9	4	11%	0%	0%	0%	33%	0	0	----	----	----	----	----	4	1	25%	0%	0%	0%	0%	5	3	0%	0%	0%	60%	0	0	----	----	----	----	
KQ	2	0	0%	0%	0%	0%	0%	1	0	0%	0%	0%	0%	0%	0	0	----	----	----	----	----	1	0	0%	0%	0%	0%	0%	0	0	----	----	----	----
Tot.	11	4	9%	0%	0%	0%	27%	1	0	0%	0%	0%	0%	0%	4	1	25%	0%	0%	0%	0%	6	3	0%	0%	0%	50%	0	0	----	----	----	----	

DETTAGLIO MURO su ricezione -							
Ricezione	Att.	Muri	(#)	(+)	(!)	(-)	(=)
---- Rice - (no alta)	5	2	20%	0%	20%	0%	0%
---- Rice - alta)	39	22	5%	8%	10%	8%	26%
Totale	44	24	7%	7%	11%	7%	23%

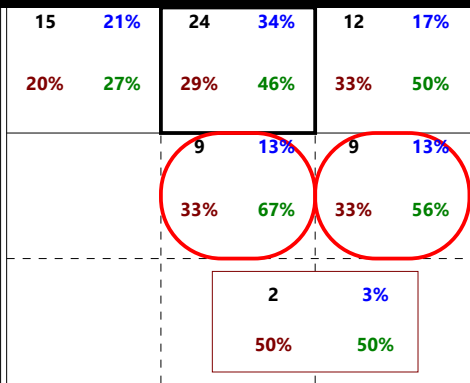
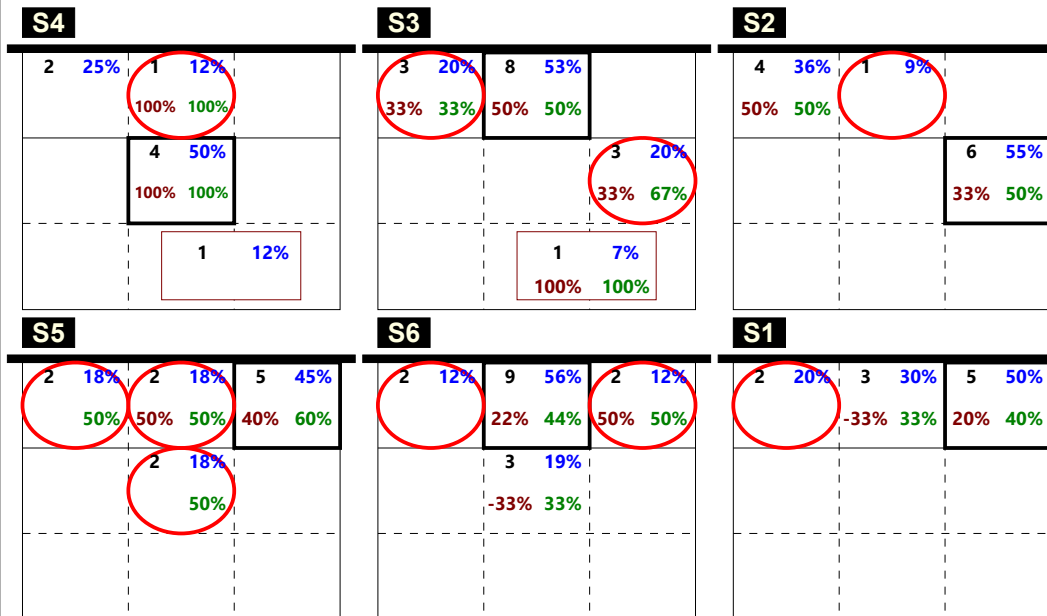
Total Worksheet - 09 - Attacco totale e Contrattacco

(5) SWE, GER, GER, RZE, BEL16

ATTACCO TOTALE																																					
Nome	Tot.	Tot.%	Eff.%	(+)	(+)%	(#)	(#)%	(#)/S	pos.%	(/)	(/)%	(=)	(=)%	Err.%	Err./S																						
Quick	241	50%	35%	44	18%	119	49%	5.4	68%	19	8%	16	7%	15%	1.6																						
Alta	123	25%	17%	25	20%	43	35%	2.0	55%	17	14%	5	4%	18%	1.0																						
Pipe/Schema	34	7%	38%	8	24%	18	53%	0.8	76%	2	6%	3	9%	15%	0.2																						
Primo tempo	68	14%	34%	10	15%	32	47%	1.5	62%	2	3%	7	10%	13%	0.4																						
Totale	486	X	30%	92	19%	221	45%	10.0	---	40	8%	33	7%	15%	3.3																						
Quick					Alta					Pipe/Schema					Primo tempo																						
Tot.	#	+	/	=	Tot.	#	+	/	=	Tot.	#	+	/	=	Tot.	#	+	/	=																		
n.2	2	Hadrava	67	14%	33%	15	22%	33	49%	1.5	71%	7	10%	4	6%	16%	0.7	40	22	7	4	3	27	11	8	3	1	0	0	0	0	0	0	0	0	0	0
n.1	10	Finger	102	21%	38%	15	15%	55	54%	3.4	69%	7	7%	9	9%	16%	1.0	74	42	13	4	7	26	12	2	3	2	0	0	0	0	0	1	0	0	0	0
n.9	9	Zmrhal	25	5%	40%	2	8%	14	56%	1.4	64%	4	16%	0	0%	16%	1.6	13	9	1	2	0	12	5	1	2	0	0	0	0	0	0	0	0	0	0	0
n.1	14	Bartos	64	13%	27%	17	27%	23	36%	1.6	63%	4	6%	2	3%	9%	0.6	42	16	12	2	2	15	3	2	2	0	7	4	3	0	0	0	0	0	0	0
n.1	12	Dzavoronok	99	20%	10%	21	21%	32	32%	1.6	53%	13	13%	9	9%	22%	1.1	46	15	8	6	4	32	8	9	7	2	13	7	2	0	2	0	0	0	0	0
n.1	19	Michalek	58	12%	45%	11	19%	30	52%	2.0	71%	3	5%	1	2%	7%	0.5	26	15	3	1	0	11	4	3	0	0	14	7	3	2	1	0	0	0	0	0
n.1	1	Vesely	0	0%	0%	0	((---	0	((---	---	---	0	((---	0	((---	((---	---	0	0	0	0	0	0	0	0	0	0	0	0	0	0	0					
n.3	3	Beer	43	9%	37%	6	14%	22	51%	1.4	65%	1	2%	5	12%	14%	0.9	0	0	0	0	0	0	0	0	0	0	0	0	0	0	0	42	21	6	1	5
n.7	7	Holubec	28	6%	29%	5	18%	12	43%	0.8	61%	1	4%	3	11%	15%	1.0	0	0	0	0	0	0	0	0	0	0	0	0	0	0	0	25	11	4	1	2
n.1	17	Zajček	0	0%	0%	0	---	0	---	---	---	0	---	0	---	---	---	0	0	0	0	0	0	0	0	0	0	0	0	0	0	0	0	0	0	0	0
n.4	12	Dzavoronok	47	10%	26%	15	26%	22	23%	1.2	55%	9	15%	5	8%	13%	0.7	22	13	6	3	3	17	10	6	4	0	5	3	0	0	0	0	0	0	0	0
CONTRATTACCO																																					
Nome	Tot.	Tot.%	Eff.%	(+)	(+)%	(#)	(#)%	(#)/S	pos.%	(/)	(/)%	(=)	(=)%	Err.%	Err./S																						
Quick	78	38%	37%	6	8%	44	56%	2.0	64%	6	8%	9	12%	19%	0.7																						
Alta	81	40%	15%	16	20%	28	35%	1.3	54%	13	16%	3	4%	20%	0.7																						
Pipe/Schema	11	5%	55%	3	27%	6	55%	0.3	82%	0	0%	0	0%	0%	0.0																						
Primo tempo	15	7%	13%	4	27%	4	27%	0.2	53%	1	7%	1	7%	13%	0.1																						
Totale	205	X	27%	34	17%	91	44%	4.1	---	20	10%	15	7%	17%	1.6																						
Quick					Alta					Pipe/Schema					Primo tempo																						
Tot.	#	+	/	=	Tot.	#	+	/	=	Tot.	#	+	/	=	Tot.	#	+	/	=																		
n.0	2	Hadrava	27	11%	37%	5	19%	13	48%	0.6	67%	2	7%	1	4%	11%	0.5	9	6	0	0	1	18	7	5	2	0	0	0	0	0	0	0	0	0	0	0
n.1	10	Finger	48	7%	38%	3	6%	28	58%	1.8	64%	3	6%	7	15%	21%	1.3	28	19	2	1	5	18	8	1	2	2	0	0	0	0	0	1	0	0	0	0
n.9	9	Zmrhal	9	3%	56%	0	0%	6	67%	0.6	67%	1	11%	0	0%	11%	1.1	3	3	0	0	0	6	3	0	1	0	0	0	0	0	0	0	0	0	0	0
n.1	14	Bartos	34	14%	26%	5	15%	13	38%	0.9	53%	4	12%	0	0%	12%	0.9	21	10	2	2	0	11	2	2	2	0	2	1	1	0	0	0	0	0	0	0
n.1	12	Dzavoronok	43	11%	-9%	11	26%	10	23%	0.5	49%	9	21%	5	12%	33%	1.6	11	2	2	3	3	20	4	6	6	1	4	2	1	0	0	0	0	0	0	0
n.1	19	Michalek	26	11%	58%	5	19%	15	58%	1.0	77%	0	0%	0	0%	0%	0.0	6	4	0	0	0	8	4	2	0	0	5	3	1	0	0	0	0	0	0	0
n.1	1	Vesely	0	0%	0%	0	((---	0	((---	---	---	0	((---	0	((---	((---	---	0	0	0	0	0	0	0	0	0	0	0	0	0	0	0					
n.3	3	Beer	10	7%	30%	2	20%	4	40%	0.3	60%	0	0%	1	10%	7%	0.4	0	0	0	0	0	0	0	0	0	0	0	0	0	0	0	9	3	2	0	1
n.7	7	Holubec	8	7%	0%	3	38%	2	25%	0.1	63%	1	12%	1	12%	24%	1.6	0	0	0	0	0	0	0	0	0	0	0	0	0	0	0	5	1	2	1	0
n.1	17	Zajček	0	0%	0%	0	---	0	---	---	---	0	---	0	---	24%	6.0	0	0	0	0	0	0	0	0	0	0	0	0	0	0	0	0	0	0	0	0
n.1	12	Dzavoronok	43	11%	-9%	11	26%	10	23%	0.0	---	9	21%	5	12%	24%	6.0	11	2	2	3	3	20	4	6	6	1	4	2	1	0	0	0	0	0	0	0

Total Print Composition - _P12 - 10 - Distribuzione 1

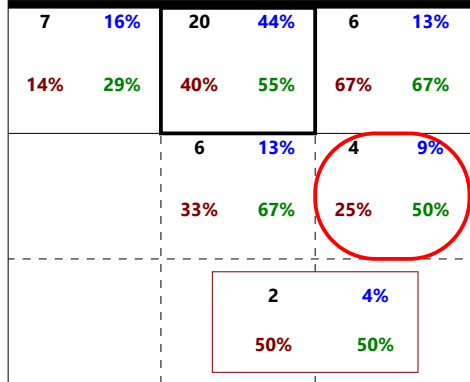
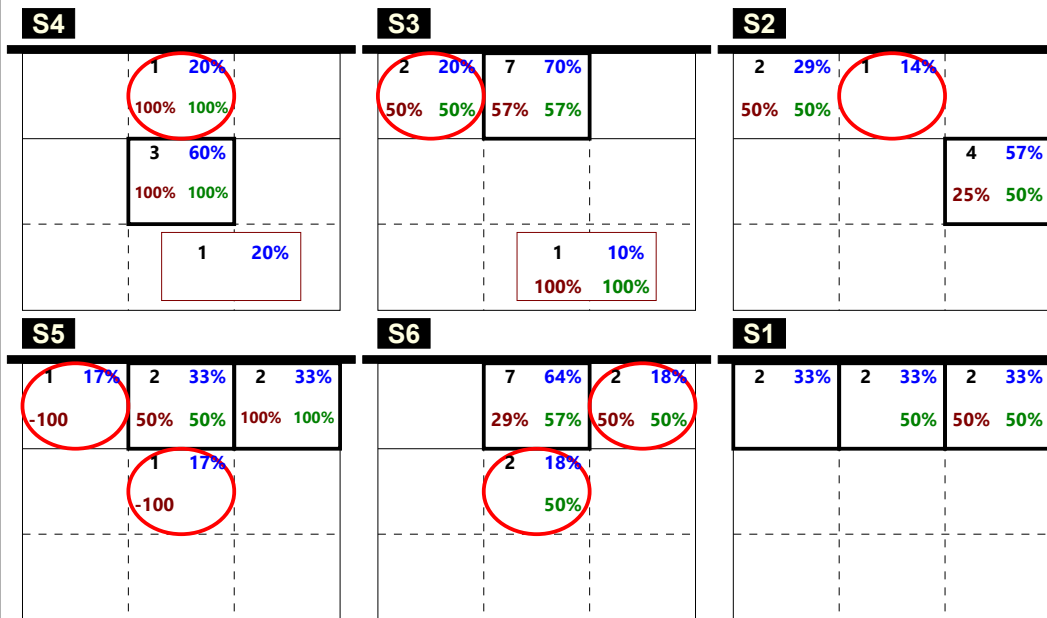
Total Zone Chart analysis



Total events Total events %
Efficiency % Events # in %

DISTRIBUZIONE RICEZIONE #,+

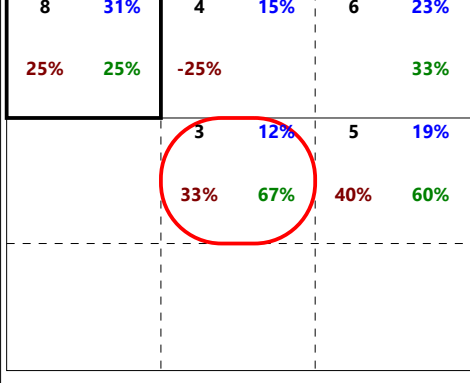
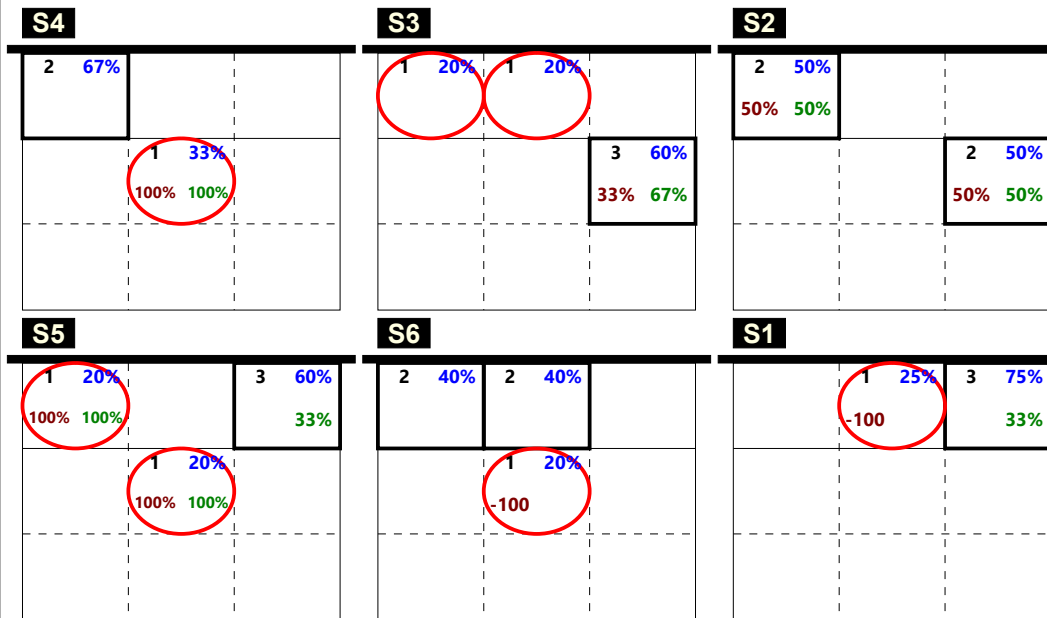
Total Zone Chart analysis



Total events Total events %
Efficiency % Events # in %

DISTRIBUZIONE RICEZIONE #

Total Zone Chart analysis

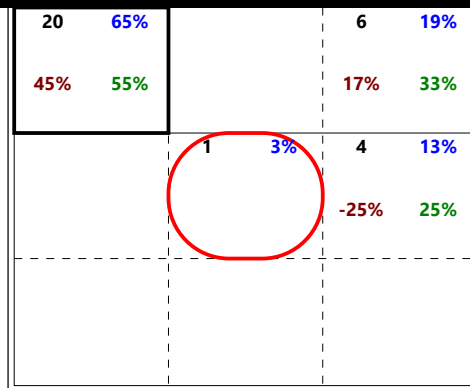
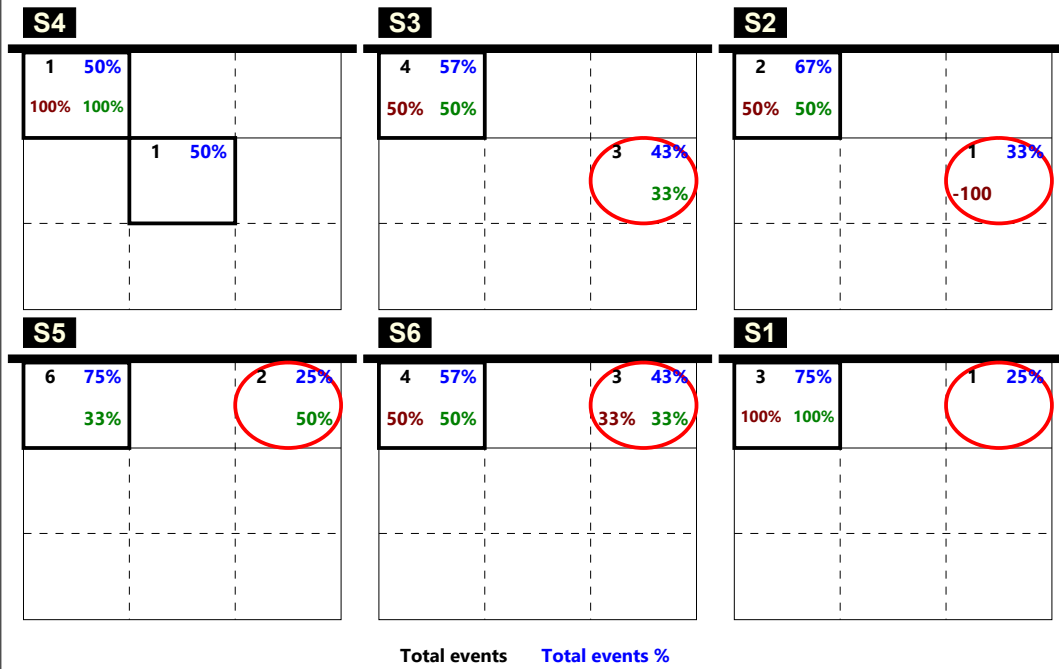


Total events Total events %
Efficiency % Events # in %

DISTRIBUZIONE R +

Total Print Composition - _P12 - 11 - Distribuzione 2

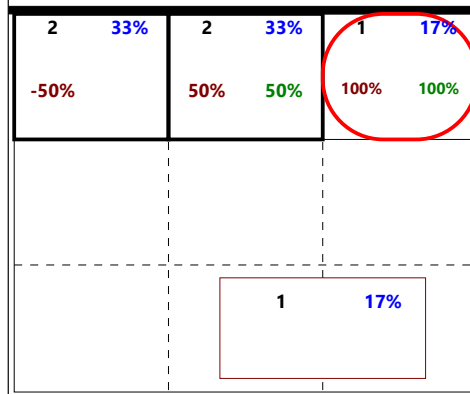

Total Zone Chart analysis



Total events Total events %
Efficiency % Events # in %

DISTRIBUZIONE RICEZIONE !

Total Zone Chart analysis

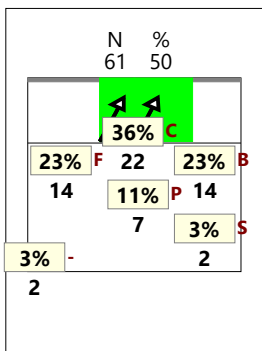


Total events Total events %
Efficiency % Events # in %

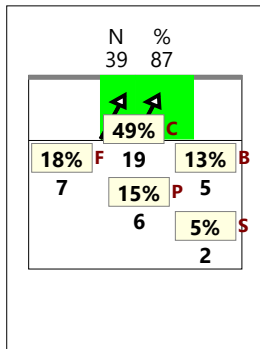
DISTRIBUZIONE RICEZIONE -

CHIAMATA 1 totale (K1 + KH)

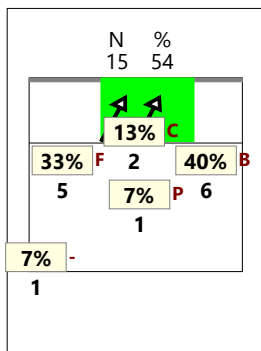
TOTALE



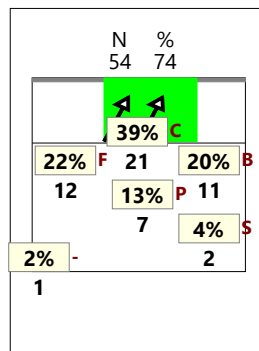
RICEZIONE



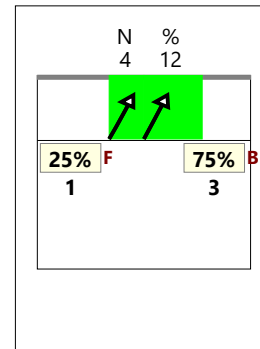
RICEZIONE +




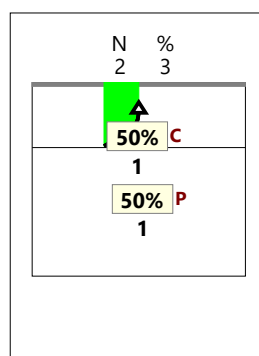
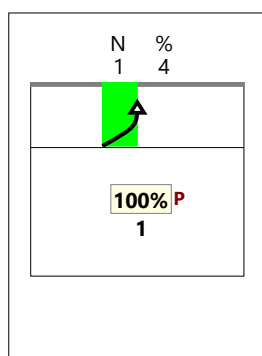
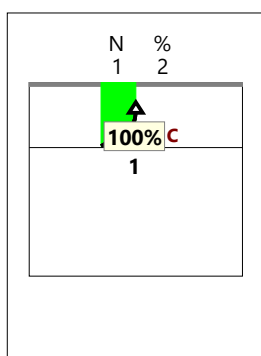
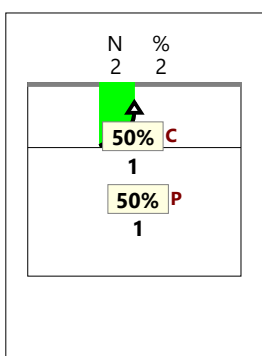
RICEZIONE # +



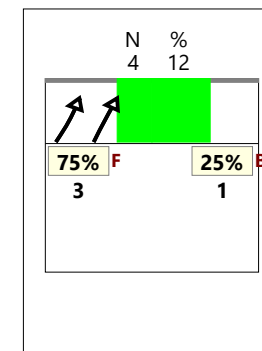
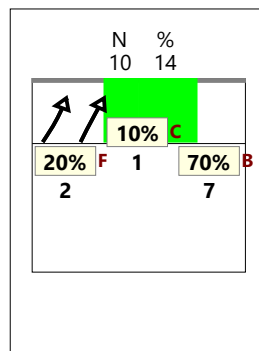
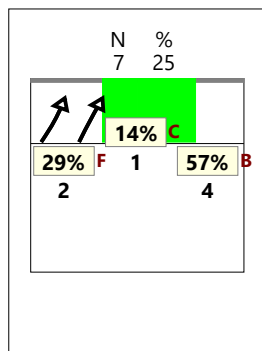
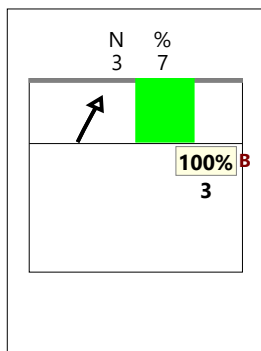
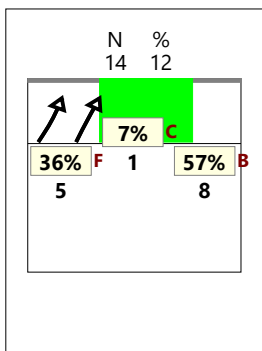
RICEZIONE !



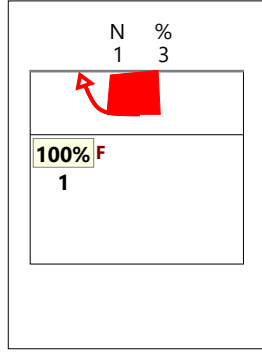
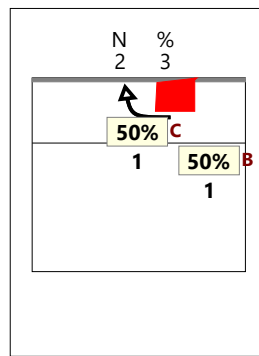
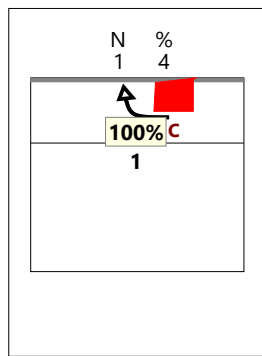
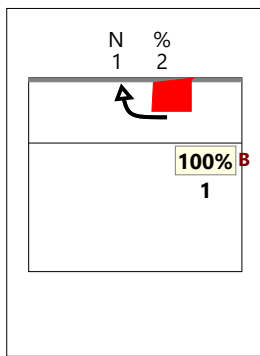
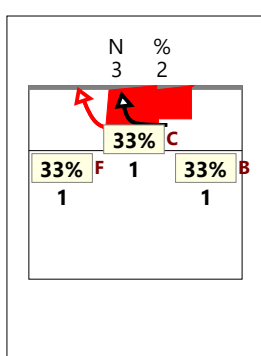
CHIAMATA 2 totale (K2 + KW)



CHIAMATA 7 totale (K7 + KX)

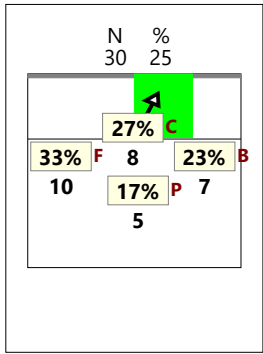


CHIAMATA CC totale (KD + KJ)

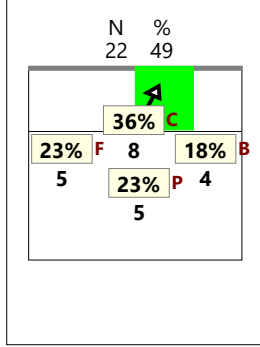


CHIAMATA 1 classica (K1)

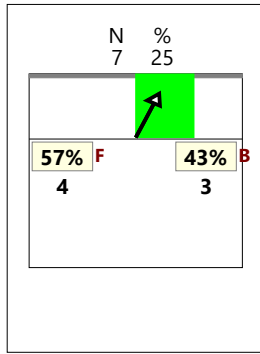
TOTALE



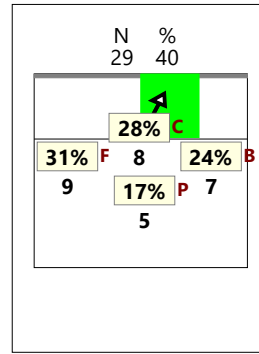
RICEZIONE



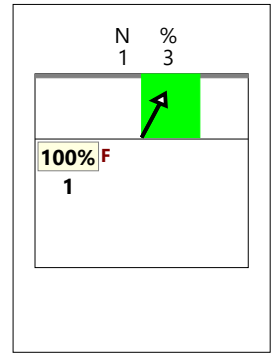
RICEZIONE +




RICEZIONE # +



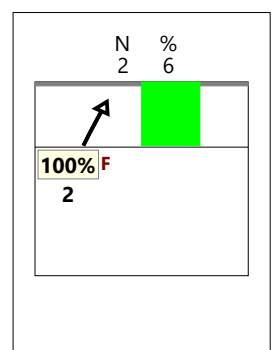
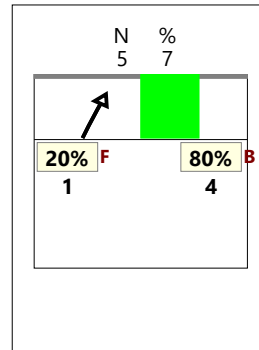
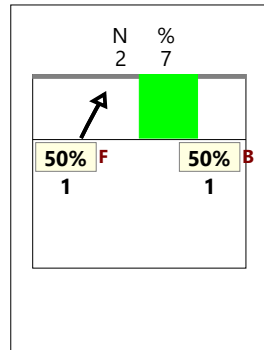
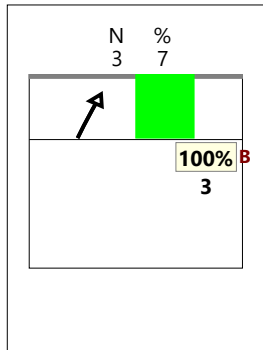
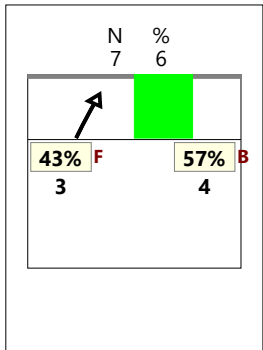
RICEZIONE !




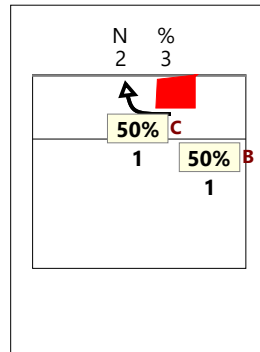
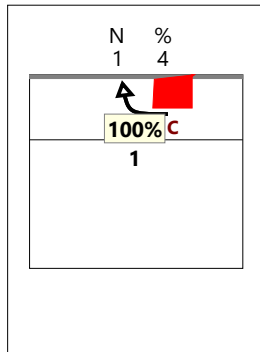
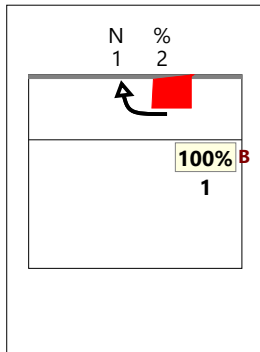
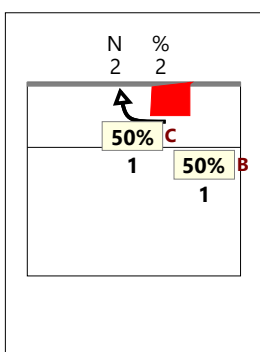
CHIAMATA 2 classica (K2)



CHIAMATA 7 classica (K7)

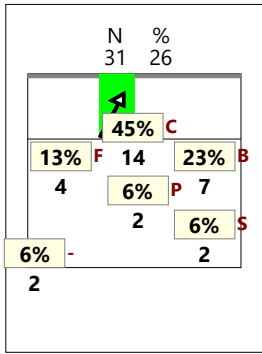


CHIAMATA CC classica (KD)

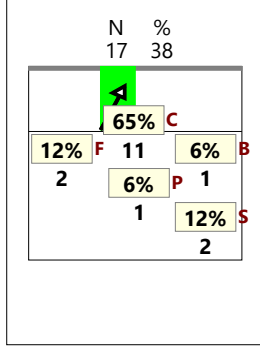


CHIAMATA 1 Centro rete (KH)

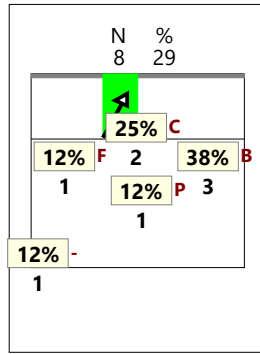
TOTALE



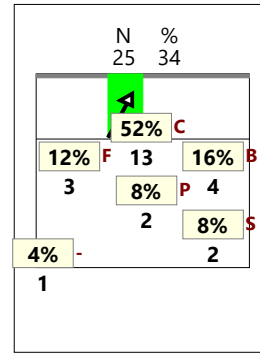
RICEZIONE



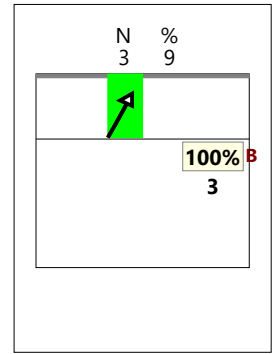
RICEZIONE +




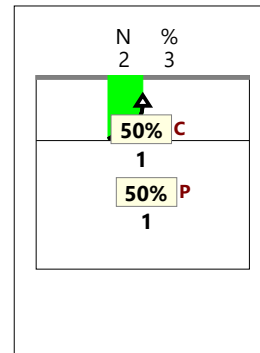
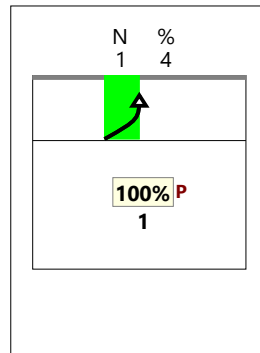
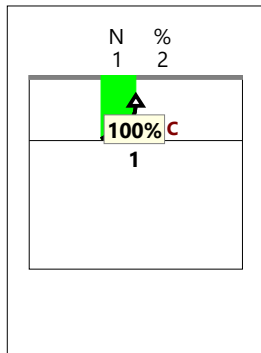
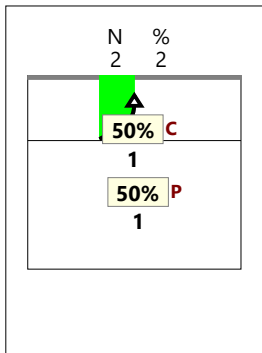
RICEZIONE # +



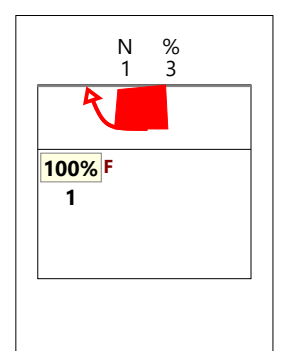



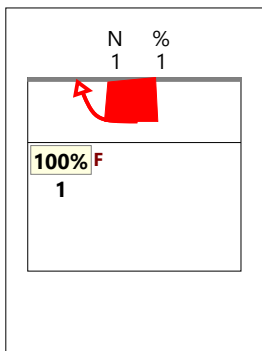
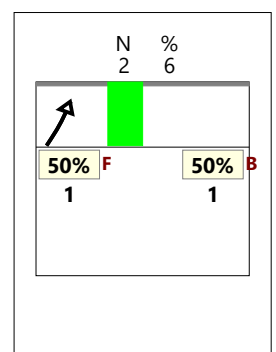
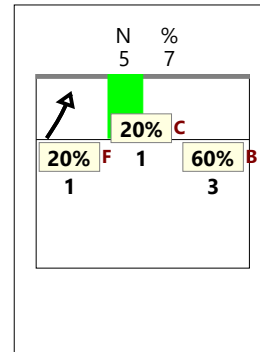
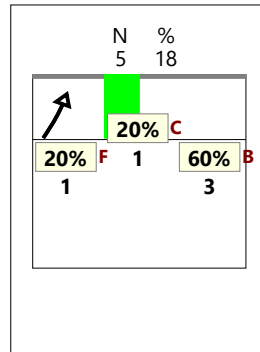

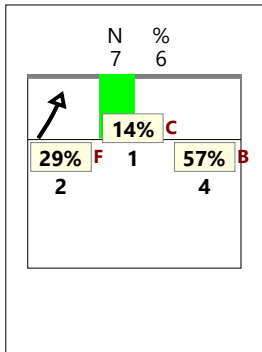
RICEZIONE !



CHIAMATA 2 Centro rete (KW)




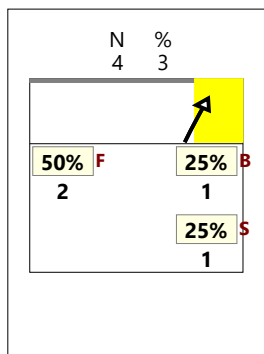
CHIAMATA 7 Centro rete (KX)



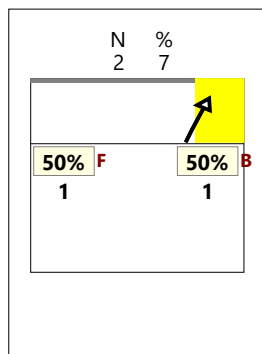
TOTALE

VERSO Z2

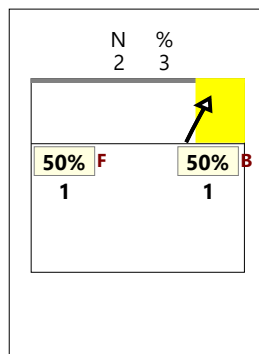
centrale vicino (KM) RICEZIONE



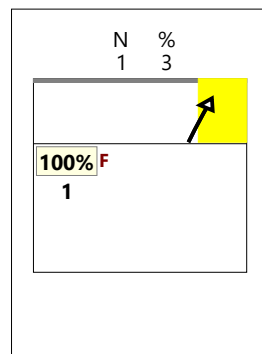
RICEZIONE +



RICEZIONE #,+






RICEZIONE !



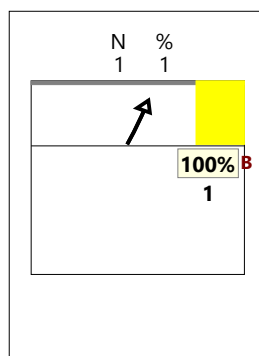

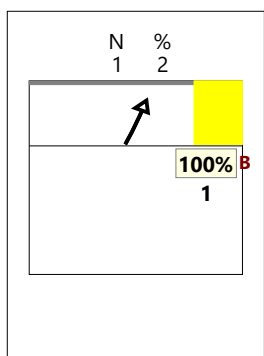
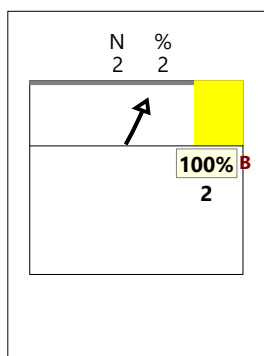
VERSO Z2

centrale dietro (KA)



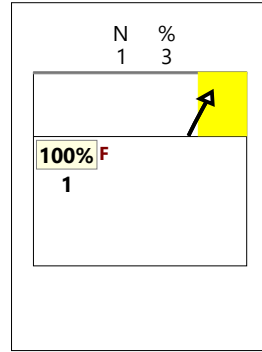
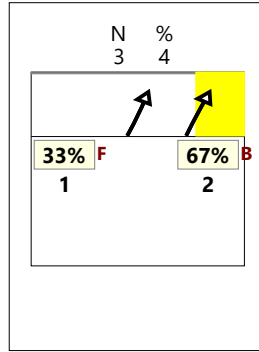
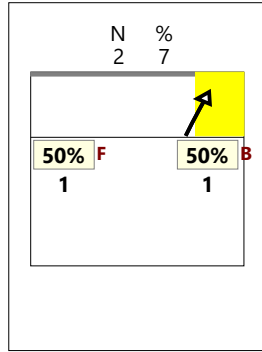
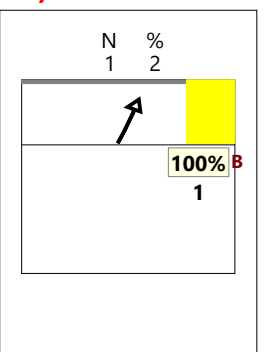
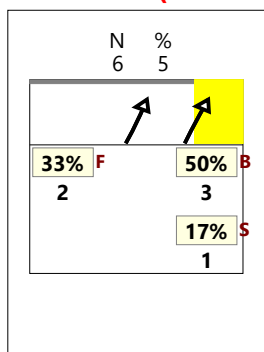
VERSO Z2

centrale lontano (KC)



VERSO Z2


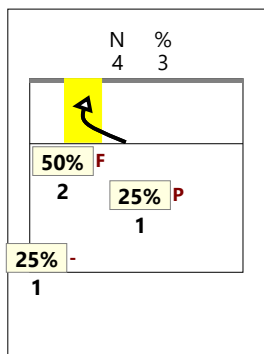
TOTALE (KM KA KC)



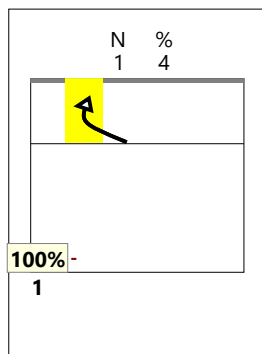
TOTALE

VERSO Z4

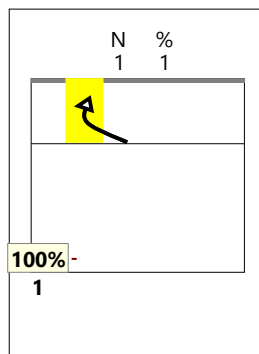
centrale avanti (KP) RICEZIONE



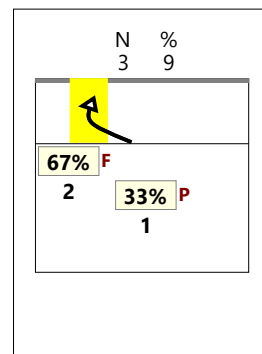
RICEZIONE +



RICEZIONE #,+

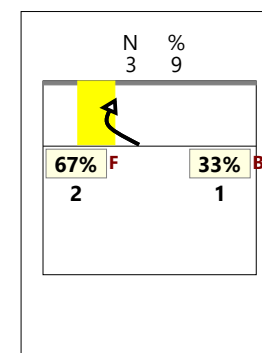
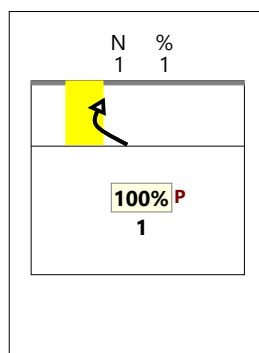
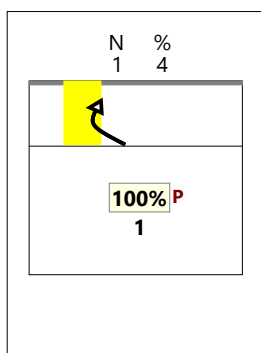

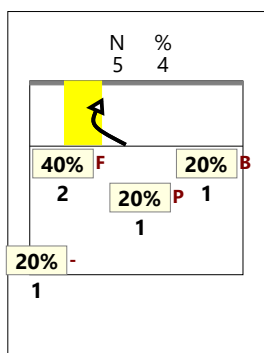


RICEZIONE !







VERSO Z4

centrale dietro (KQ)



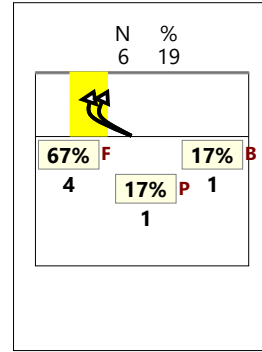
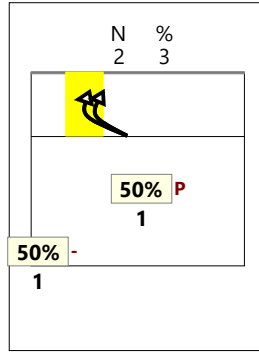
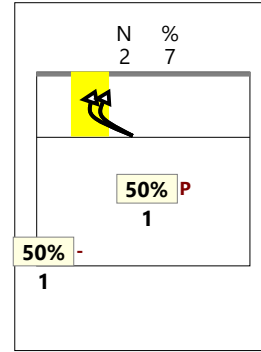

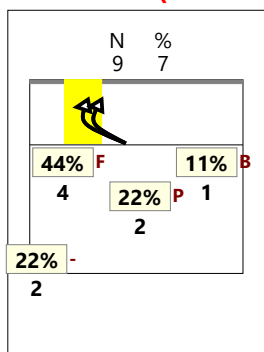
VERSO Z4

centrale lontano (KS)



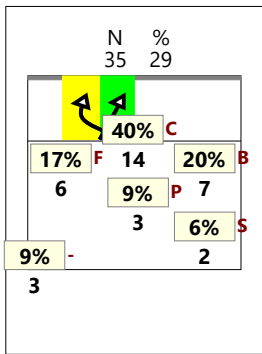
VERSO Z4

TOTALE (KP KQ KS)

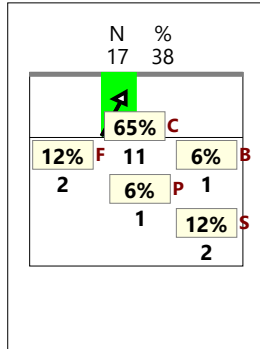


CHIAMATA 1 centro rete e verso 4 (KH + KP)

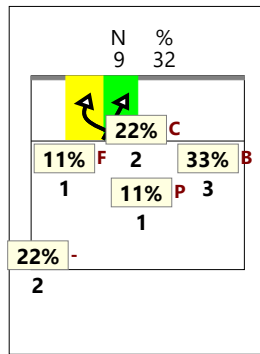
TOTALE



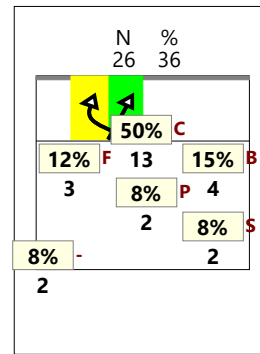
RICEZIONE



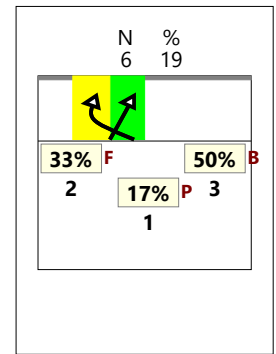
RICEZIONE +



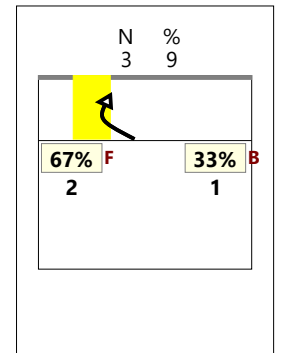
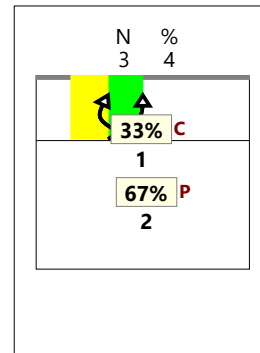
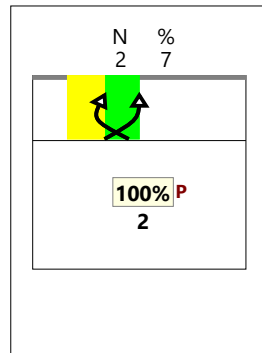
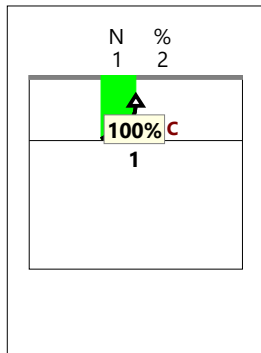
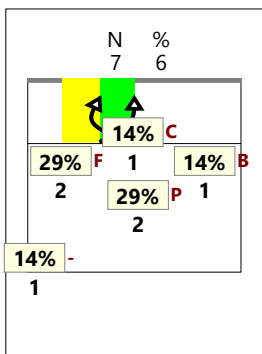
RICEZIONE # +



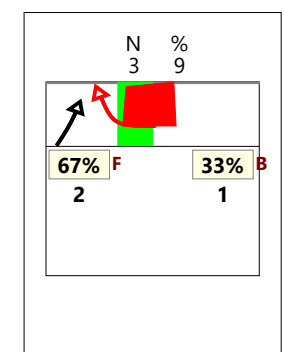
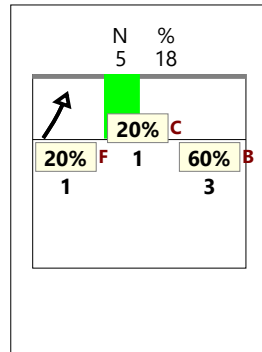

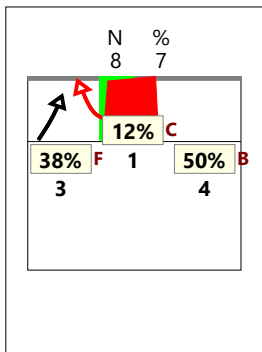
RICEZIONE !



CHIAMATA 2 centro rete e verso 4 (KW + KQ)

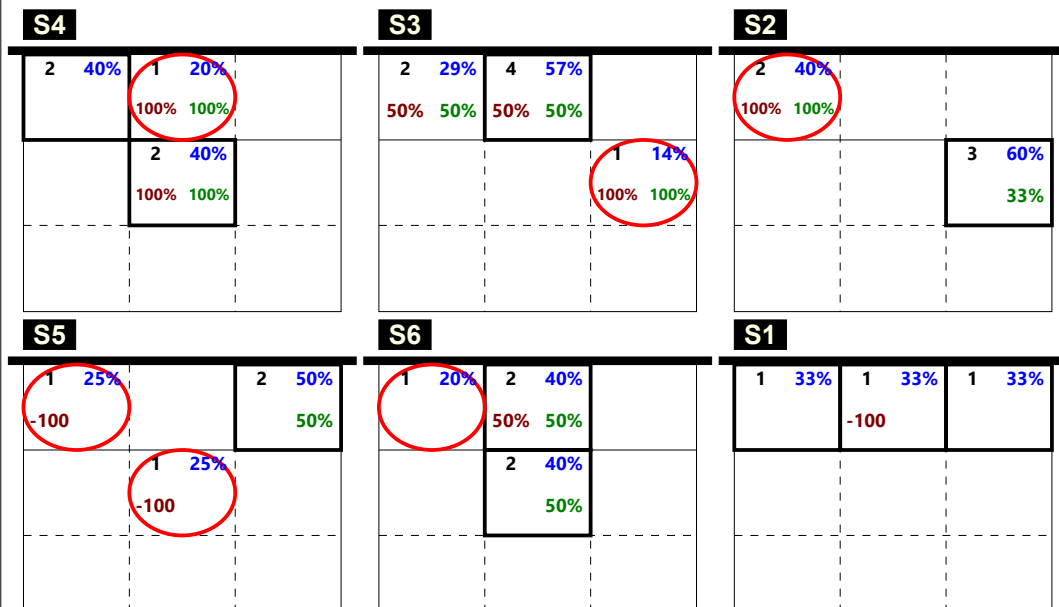


CHIAMATA 7 centro rete e verso 4 (KX + KS + KJ)



Total Print Composition - 19 - Distribuzione chiamata 1, 7 e 2 classica su #+ per rotazione


Total Zone Chart analysis



Total events Efficiency % Total events % Events # in %

Ricezione Buona chiamata 1 classica (K1)


Total Zone Chart analysis



Total events Efficiency % Total events % Events # in %

Ricezione Buona chiamata 7 classica K7 + KD

Total Zone Chart analysis

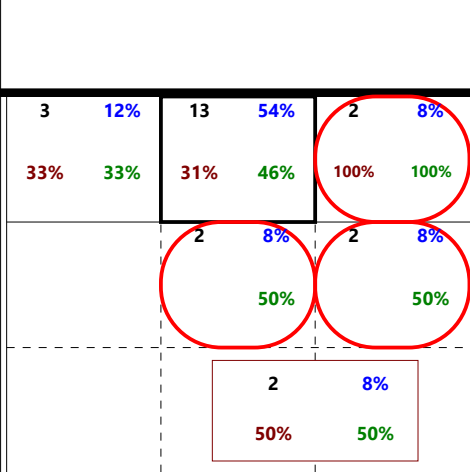
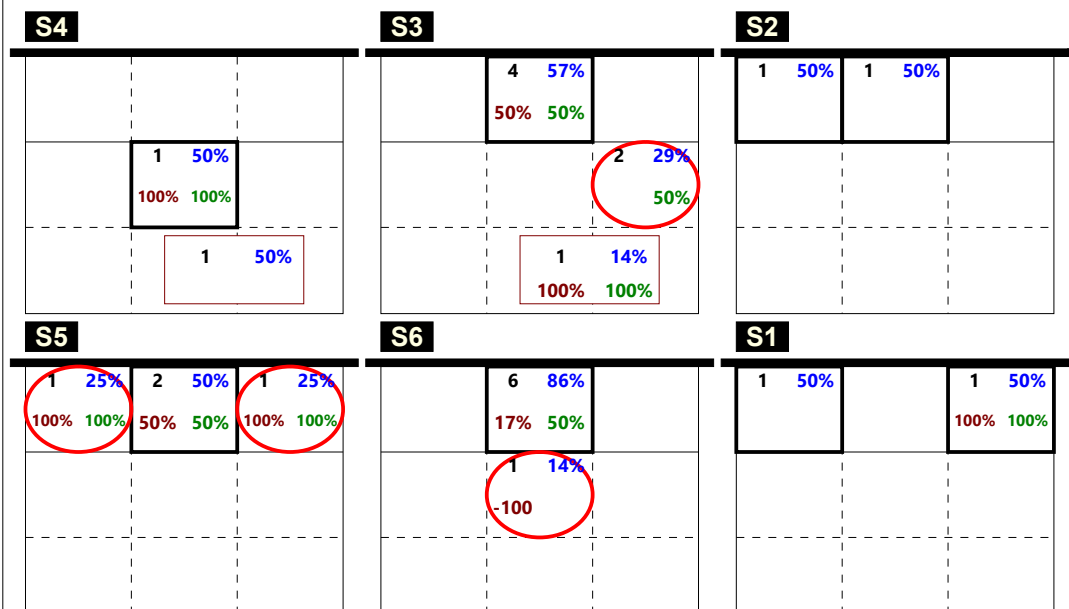


Total events Efficiency % Total events % Events # in %

Ricezione Buona chiamata 2 classica (K2)

Total Print Composition - 20 - Distribuzione chiamata 1, 7 e 2 centro rete su #+ per rotazione

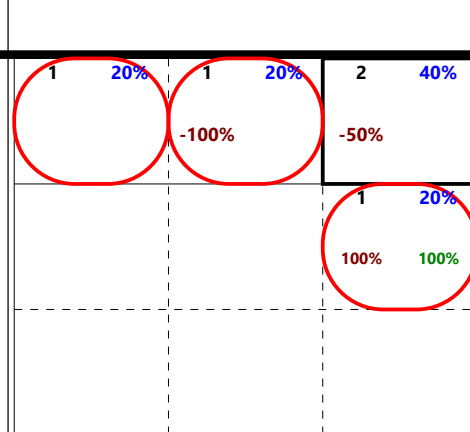
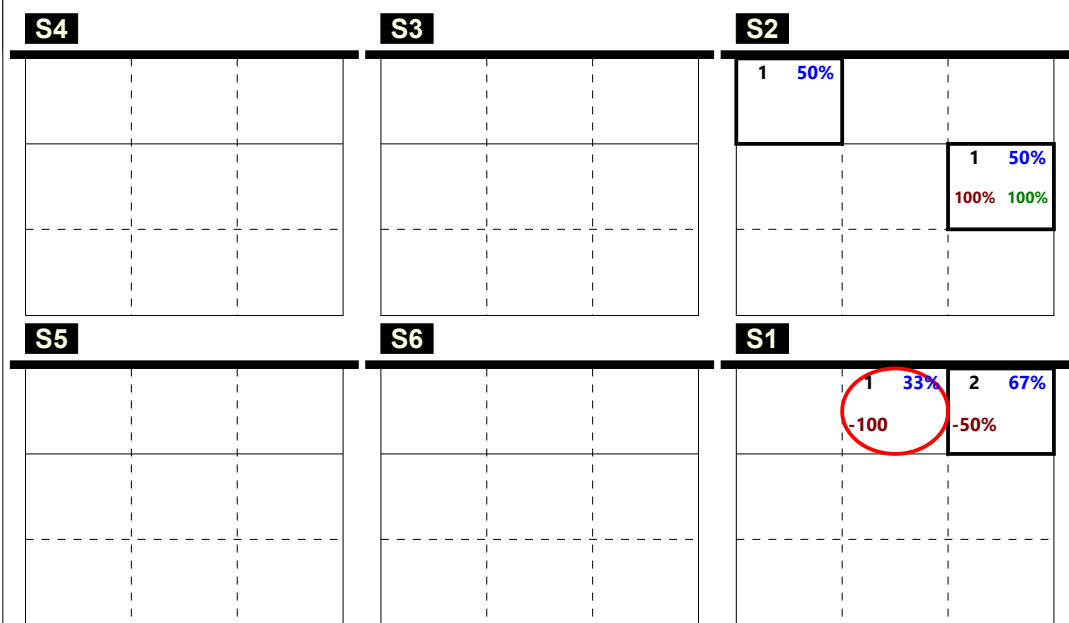
Total Zone Chart analysis



Total events Efficiency % Total events % Events # in %

Ricezione Buona chiamata 1 centro rete (KH)

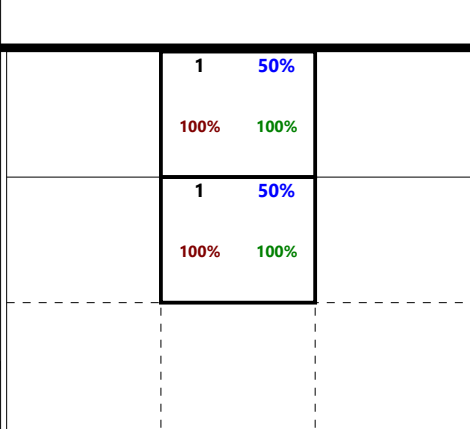
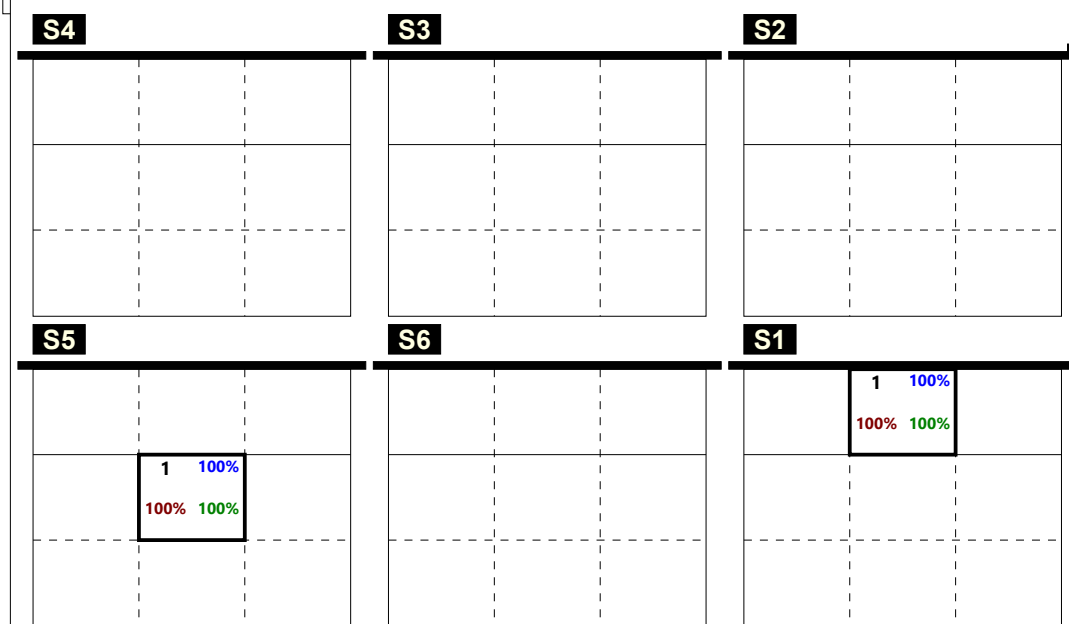
Total Zone Chart analysis



Total events Efficiency % Total events % Events # in %

Ricezione Buona chiamata 7 centro rete KX + KJ

Total Zone Chart analysis



Total events Efficiency % Total events % Events # in %

Ricezione Buona chiamata 2 centro rete (KW)

Total events Efficiency % Total events % Events # in %

Total Print Composition - 21 - Distribuzione totale chiamata 1, 2 e 7 (classica + centro rete) su #+ per rotazione

Total Zone Chart analysis

S4			S3			S2		
2 29%	1 14%		2 14%	8 57%		3 43%	1 14%	
	100% 100%		50% 50%	50% 50%		67% 67%		
	3 43%						3 43%	
	100% 100%						33% 67%	
	1 14%			1 7%				
				100% 100%				

S5			S6			S1		
2 25%	2 25%	3 38%	1 8%	8 67%		2 40%	1 20%	2 40%
50% 50%	50% 50%	33% 67%		25% 50%			-100	50% 50%
	1 12%			3 25%				
	-100			-33% 33%				

12 23%	21 40%	5 9%
25% 33%	33% 48%	40% 60%
	7 13%	6 11%
	14% 57%	17% 50%
	2 4%	
	50% 50%	

Total events Total events %
Efficiency % Events # in %

Ricezione Buona chiamata 1 totale (K1 + KH)

Total Zone Chart analysis

S4			S3			S2		
						1 33%		
								2 67%
								100% 100%
S5			S6			S1		
	2 100%		1 100%			1 25%	3 75%	
	50% 50%					-100	33%	

2 20%	1 10%	5 50%
	-100%	20% 40%
		2 20%
		100% 100%

Total events Total events %
Efficiency % Events # in %

Ricezione Buona chiamata 7 totale (K7 + KX)
no KD + KJ

Total Zone Chart analysis

S4			S3			S2		
S5			S6			S1		
	1 100%					1 100%		
	100% 100%					100% 100%		

	1 50%	
	100% 100%	
	1 50%	
	100% 100%	

Total events Total events %
Efficiency % Events # in %

Ricezione Buona chiamata 2 totale (K2 + KW)

Total events Total events %
Efficiency % Events # in %

Total Print Composition - 22 - Distribuzione verso 2 su #+ per rotazione

Total Zone Chart analysis

S4	S3	S2
	1 100%	
		1 100%
S5	S6	S1

1 50%		
		1 50%
Total events Total events % Efficiency % Events # in %		
Ricezione Buona verso 2 centrale vicino (KM)		

Total Zone Chart analysis

S4	S3	S2
S5	S6	S1
	1 100%	
	100% 100%	

		1 100%
		100% 100%
Total events Total events % Efficiency % Events # in %		
Ricezione Buona verso 2 centrale lontano (KC)		

Total Zone Chart analysis

S4	S3	S2
S5	S6	S1

Total events Total events % Efficiency % Events # in %		
Ricezione Buona verso 2 centrale dietro (KA)		

Total events Total events %
 Efficiency % Events # in %

Total Print Composition - 23 - Distribuzione verso 2 su ! per rotazione

Total Zone Chart analysis

S4	S3	S2
	1 100%	
		1 100%
S5	S6	S1
	1 100%	
	100% 100%	

Total events Total events %
 Efficiency % Events # in %

1 33%		1 33%
		100% 100%
		1 33%
Total events Total events % Efficiency % Events # in %		

Ricezione Buona verso 2
totale (KM + KC + KA)
***inclusa KA su rice !**

Total events Total events % Efficiency % Events # in %		

Total Zone Chart analysis

S4	S3	S2
	1 100%	
	100% 100%	
S5	S6	S1


Total events Total events %
 Efficiency % Events # in %

1 100%		
100% 100%		
Total events Total events % Efficiency % Events # in %		

Ricezione ! verso 2
totale (KM + KC + KA)

Total Print Composition - 24 - Distribuzione verso 4 su #+ per rotazione

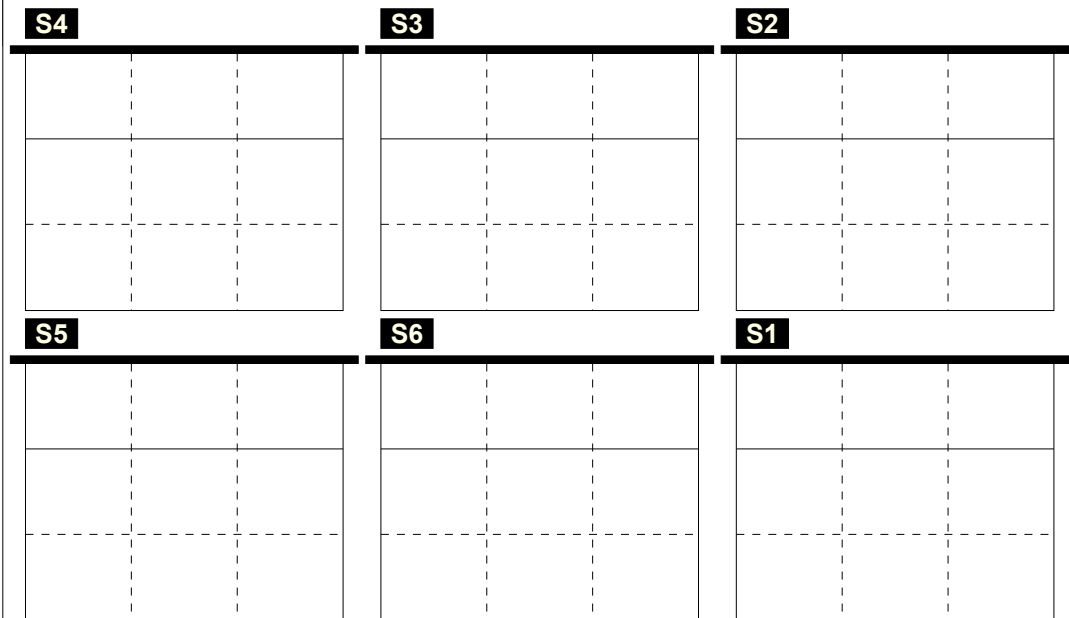
Total Zone Chart analysis



Total events Total events %
 Efficiency % Events # in %

Ricezione Buona verso 4
centrale vicino (KP)

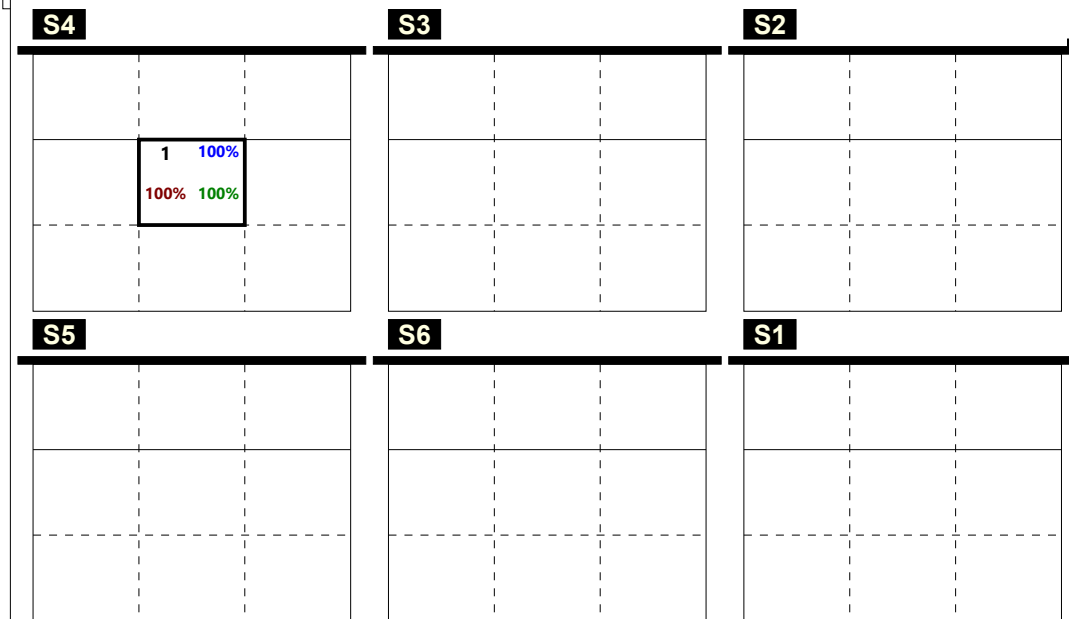
Total Zone Chart analysis



Total events Total events %
 Efficiency % Events # in %

Ricezione Buona verso 4
centrale lontano (KS)

Total Zone Chart analysis



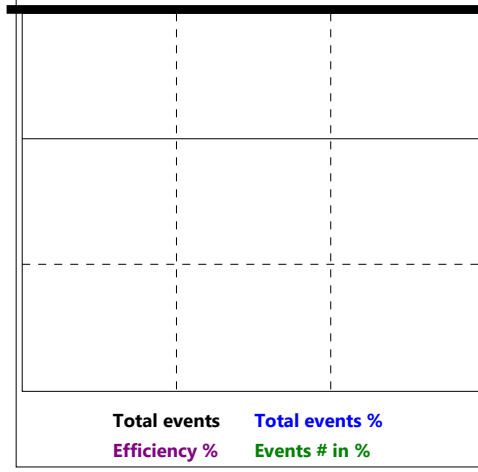
Total events Total events %
 Efficiency % Events # in %

Ricezione Buona verso 4
centrale dietro (KQ)

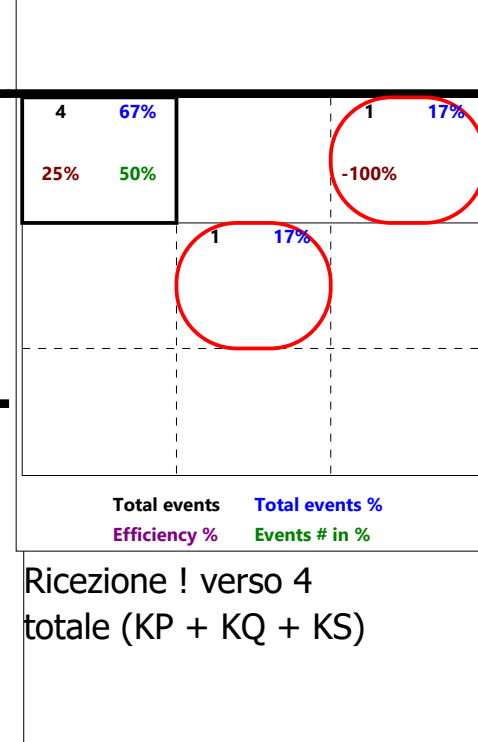
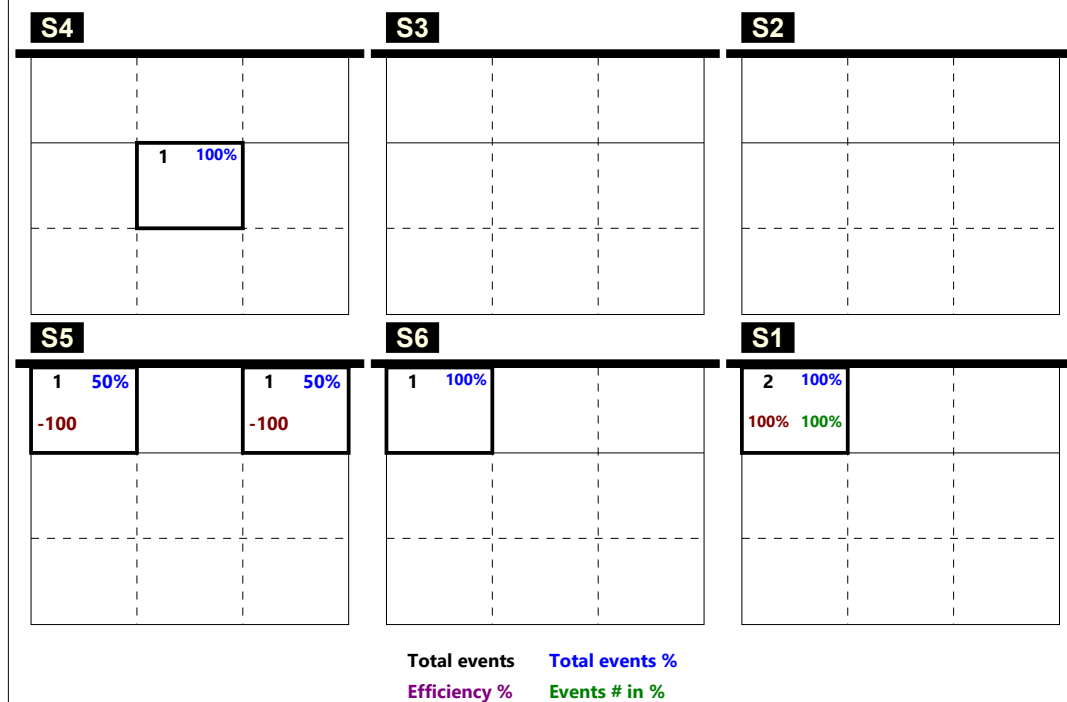
Total events Total events %
 Efficiency % Events # in %

Total Print Composition - 25 - Distribuzione verso 4 su ! per rotazione

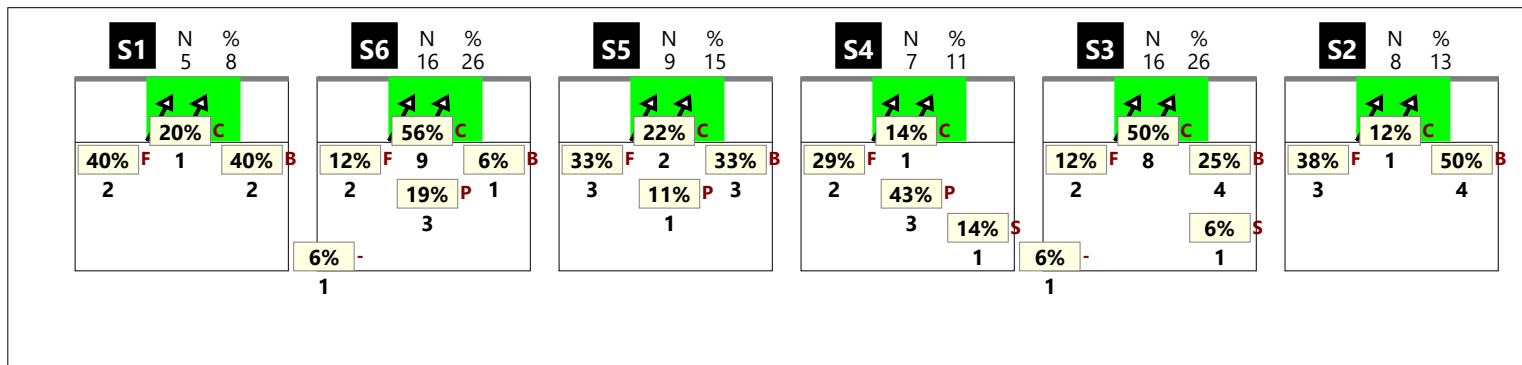
Total Zone Chart analysis



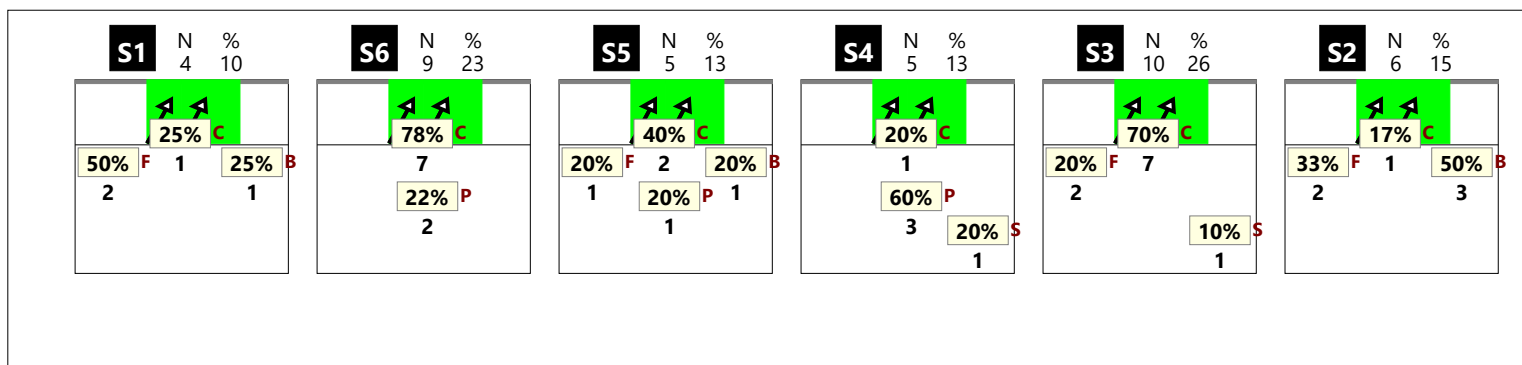
Total Zone Chart analysis



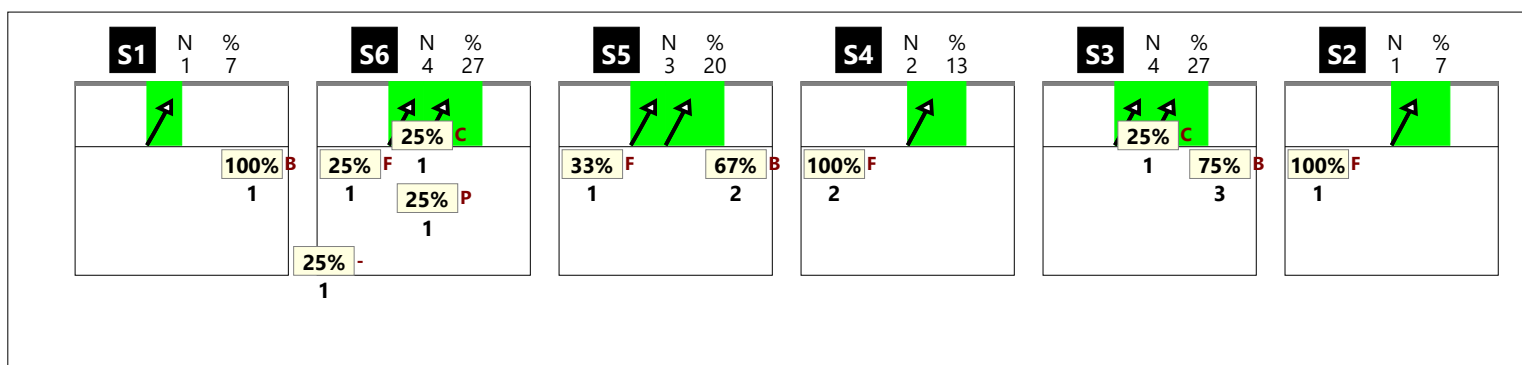
RICEZIONE TOTALE CHIAMATA 1 totale (K1 + KH)



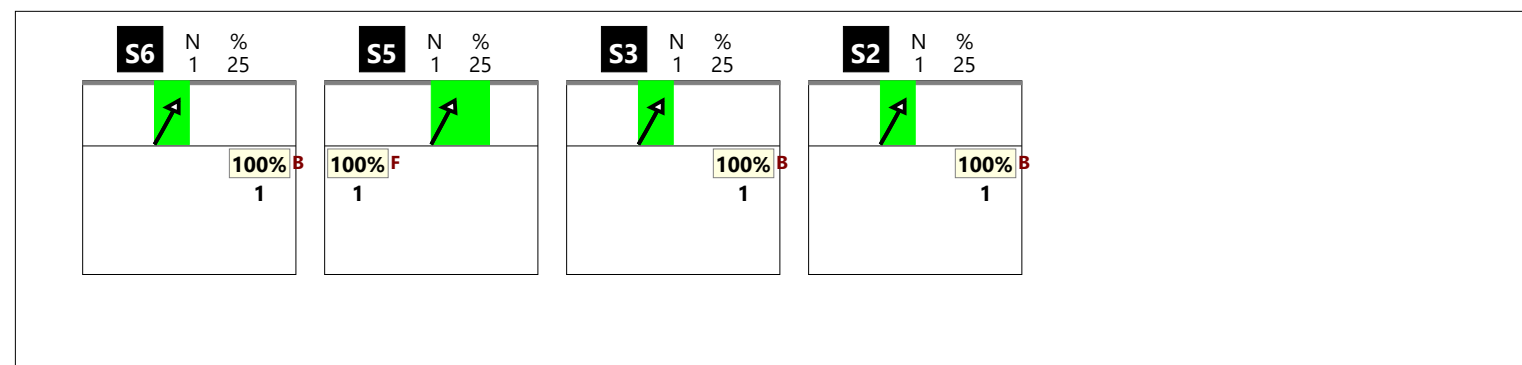
RICEZIONE # CHIAMATA 1 totale (K1 + KH)



RICEZIONE + CHIAMATA 1 totale (K1 + KH)

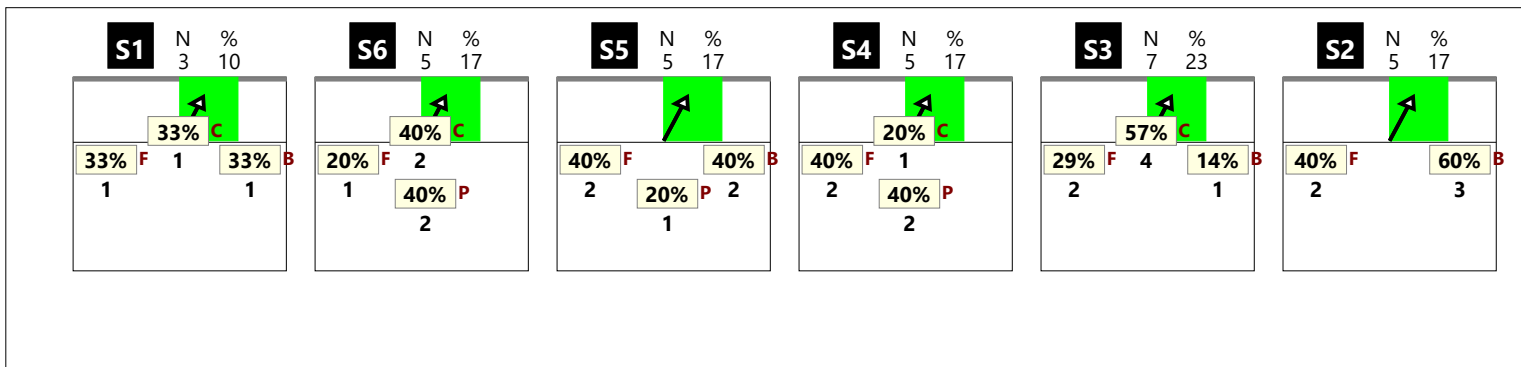


RICEZIONE ! CHIAMATA 1 totale (K1 + KH)

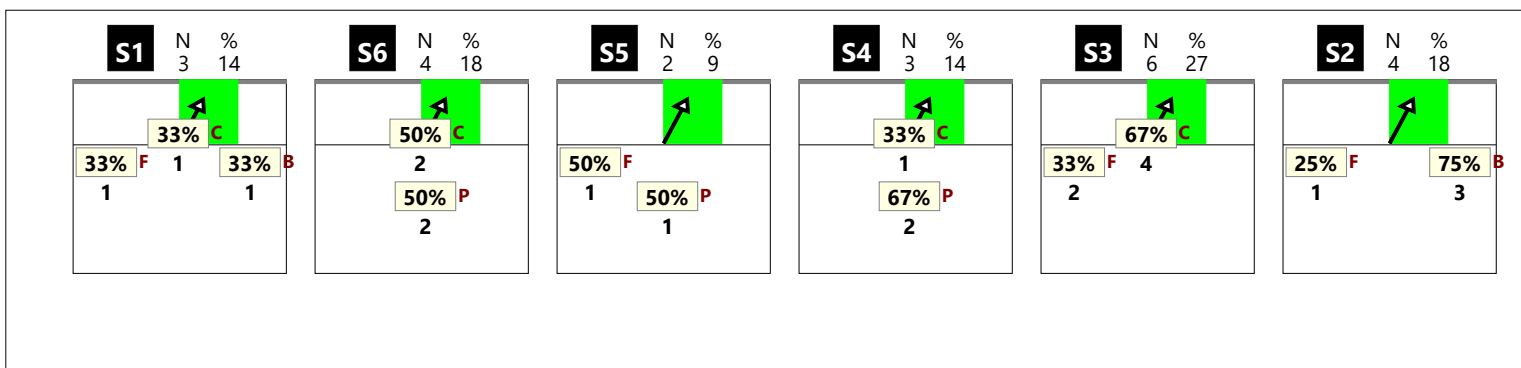


Total Print Composition - 27 - Chiamata 1 classica su #, + e !

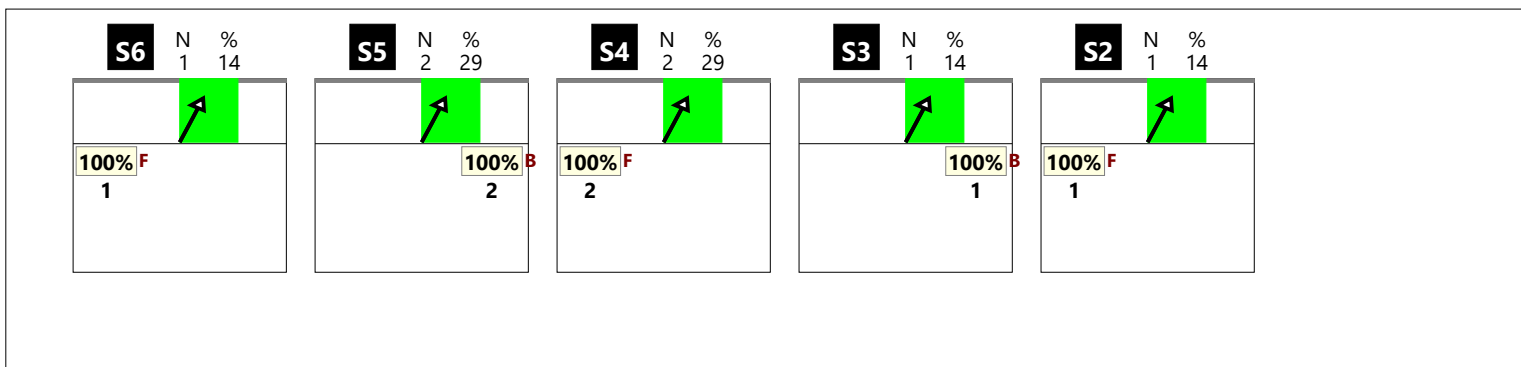
RICEZIONE TOTALE CHIAMATA 1 classica (K1)




RICEZIONE # CHIAMATA 1 classica (K1)



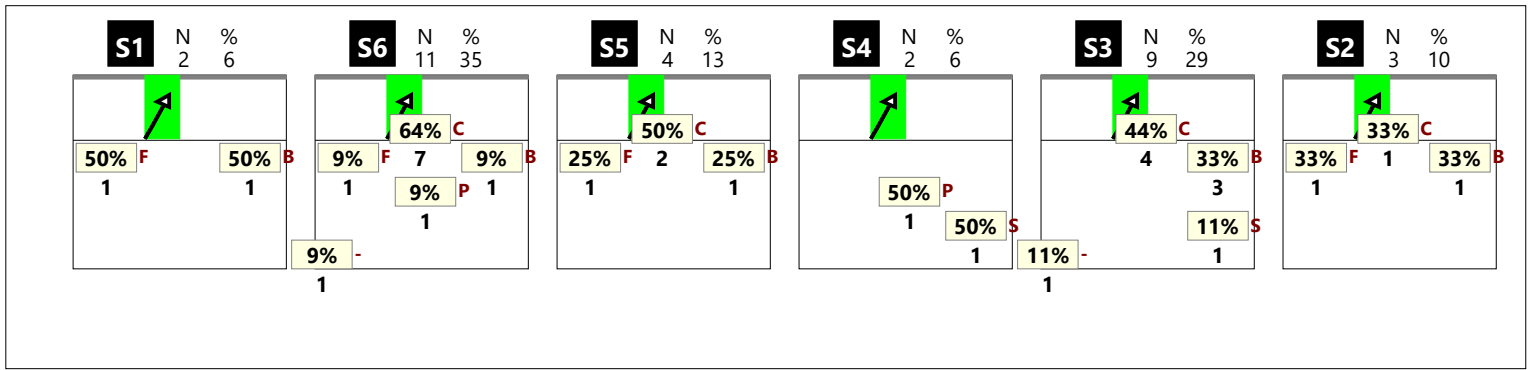
RICEZIONE + CHIAMATA 1 classica (K1)



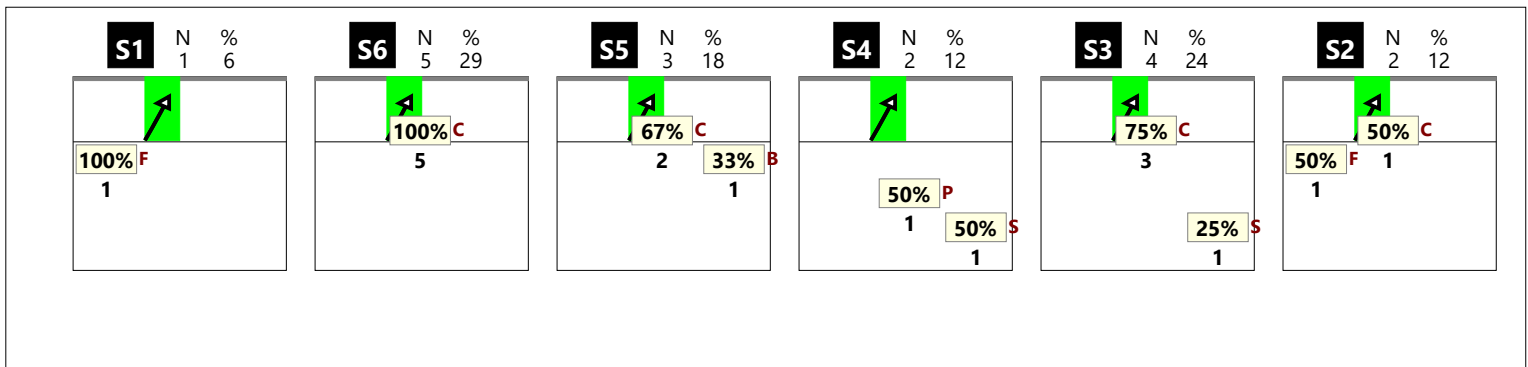
RICEZIONE ! CHIAMATA 1 classica (K1)



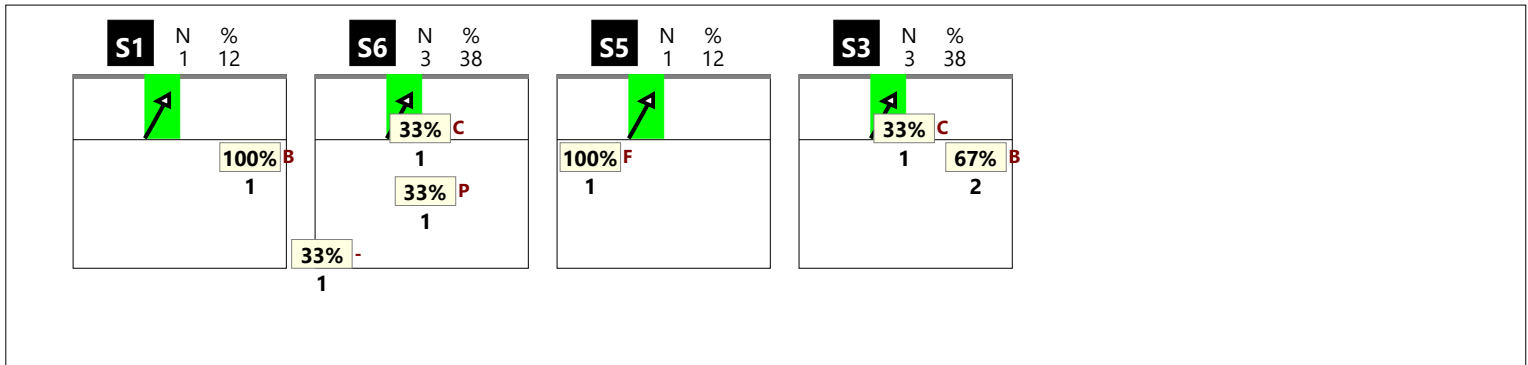
RICEZIONE TOTALE CHIAMATA 1 centro rete (KH)



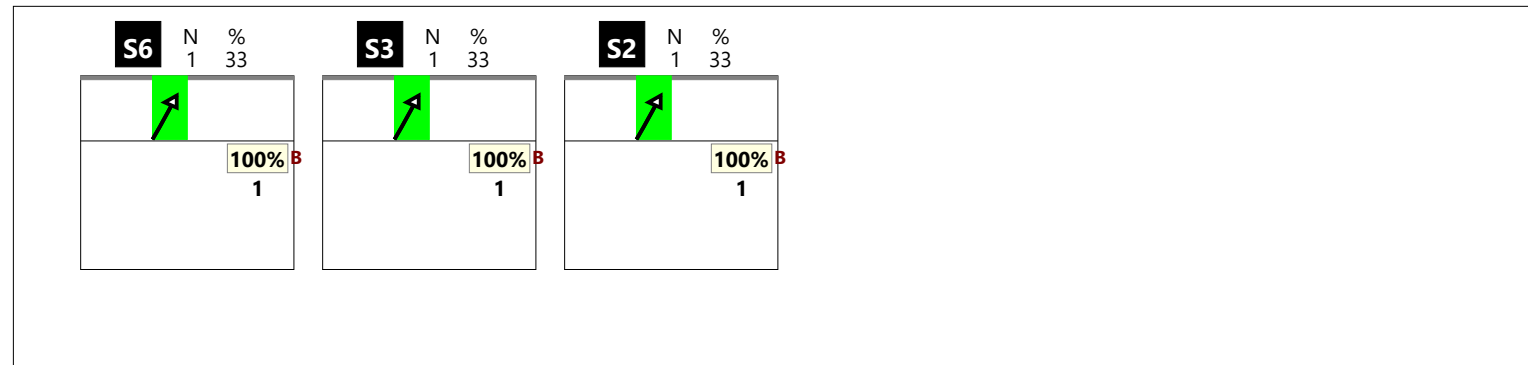
RICEZIONE # CHIAMATA 1 centro rete (KH)




RICEZIONE + CHIAMATA 1 centro rete (KH)




RICEZIONE ! CHIAMATA 1 centro rete (KH)




RICEZIONE TOTALE CHIAMATA 2 totale (K2 + KW)



RICEZIONE # CHIAMATA 2 totale (K2 + KW)



RICEZIONE + CHIAMATA 2 totale (K2 + KW)




RICEZIONE ! CHIAMATA 2 totale (K2 + KW)



RICEZIONE TOTALE CHIAMATA 2 classica (K2)




RICEZIONE # CHIAMATA 2 classica (K2)



RICEZIONE + CHIAMATA 2 classica (K2)



RICEZIONE ! CHIAMATA 2 classica (K2)




RICEZIONE TOTALE CHIAMATA 2 centro rete (KW)



RICEZIONE # CHIAMATA 2 centro rete (KW)



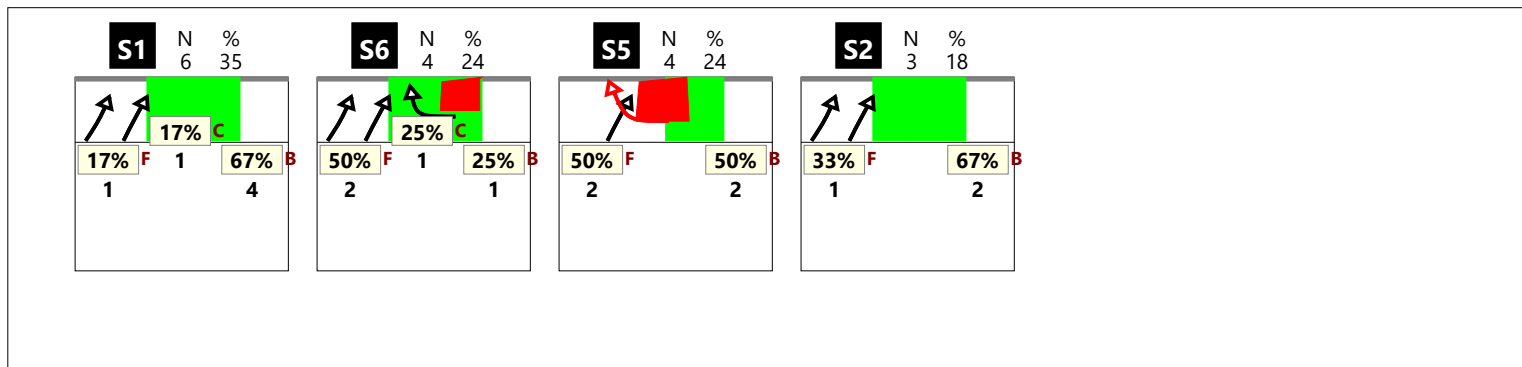
RICEZIONE + CHIAMATA 2 centro rete (KW)



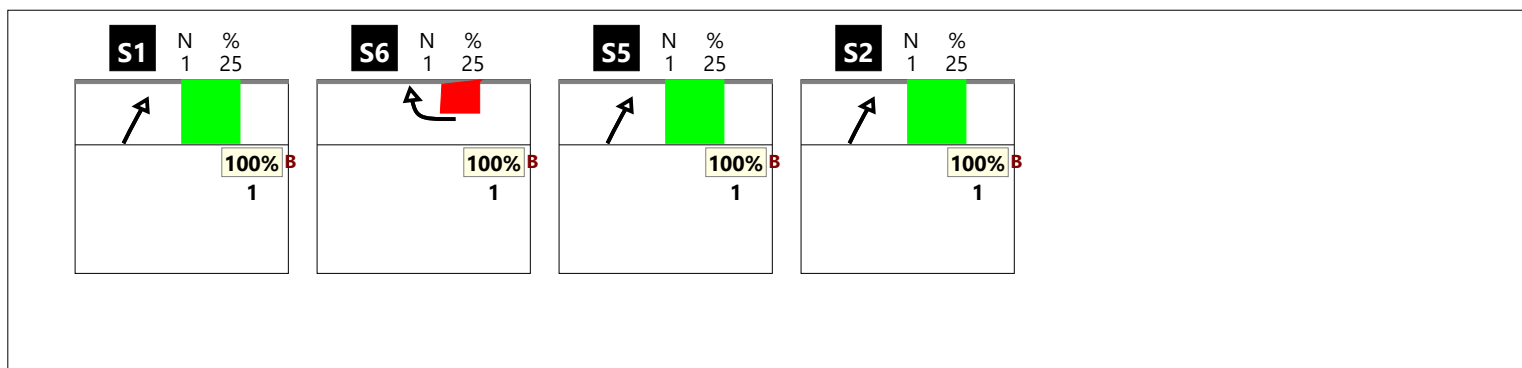
RICEZIONE ! CHIAMATA 2 centro rete (KW)



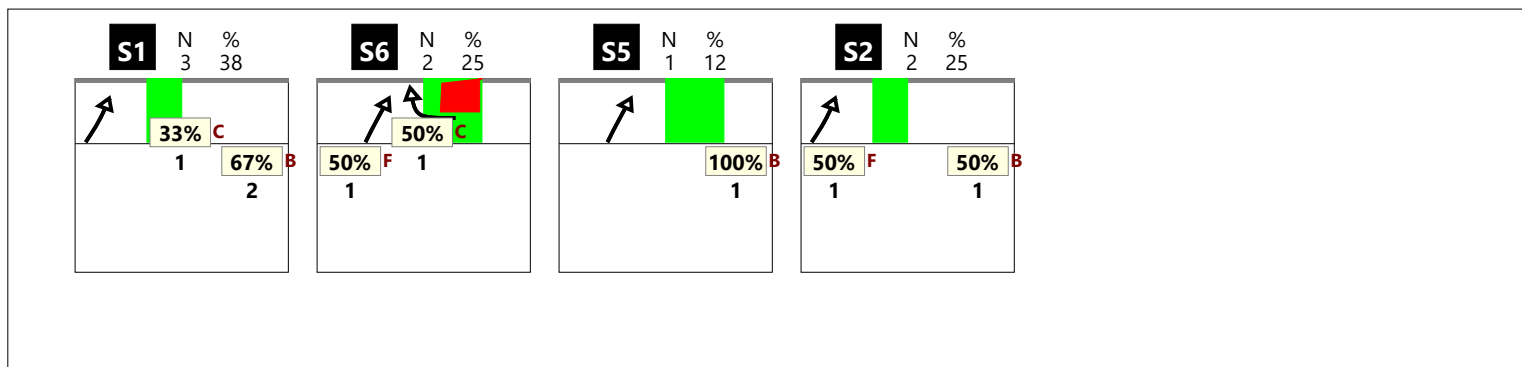
RICEZIONE TOTALE CHIAMATA 7 totale (K7 + KX + KD + KJ)



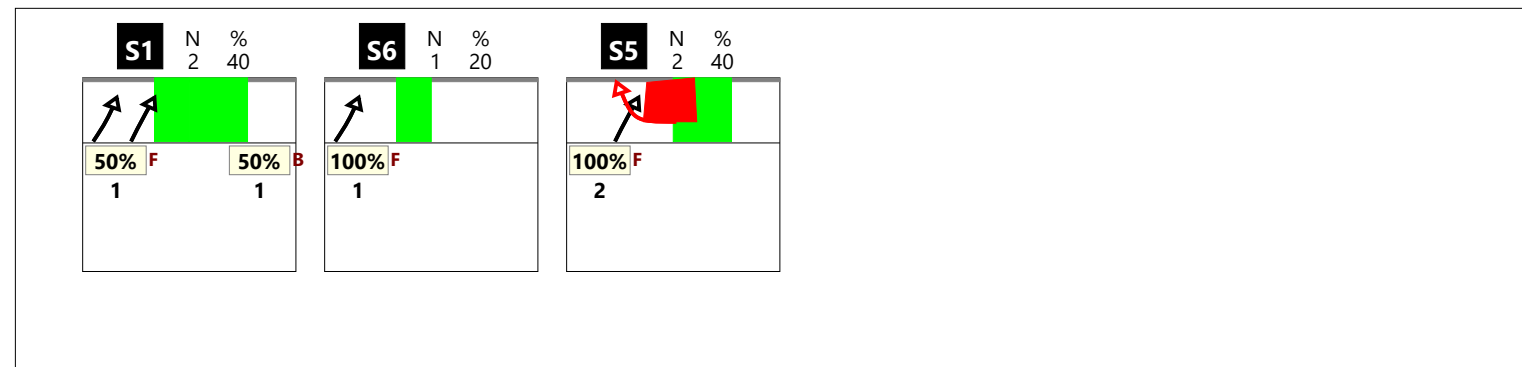
RICEZIONE # CHIAMATA 7 totale (K7 + KX + KD + KJ)



RICEZIONE + CHIAMATA 7 totale (K7 + KX + KD + KJ)

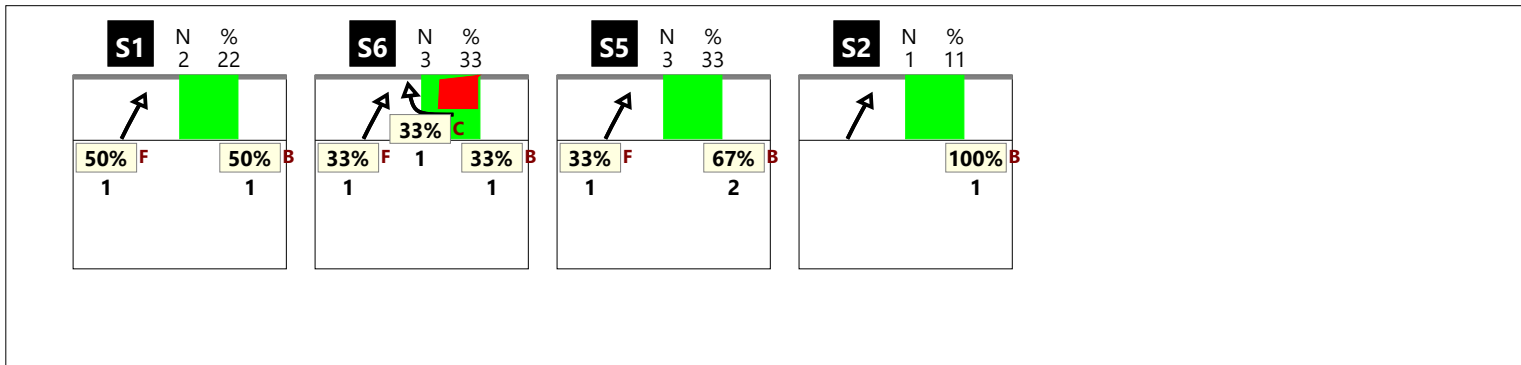


RICEZIONE ! CHIAMATA 7 totale (K7 + KX + KD + KJ)

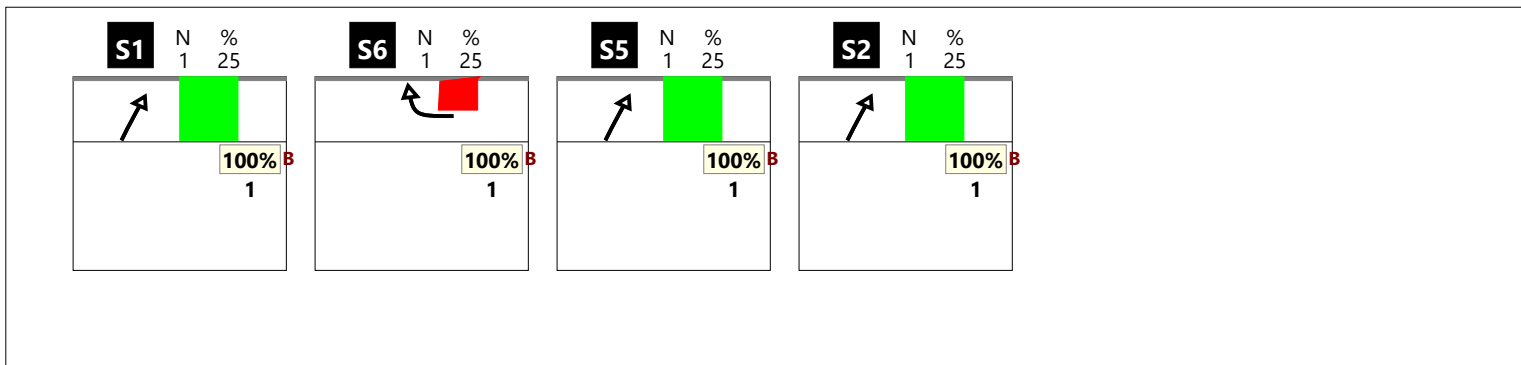


Total Print Composition - 33 - Chiamata 7 classica su #, + e !


RICEZIONE TOTALE CHIAMATA 7 classica (K7 + KD)




RICEZIONE # CHIAMATA 7 classica (K7 + KD)



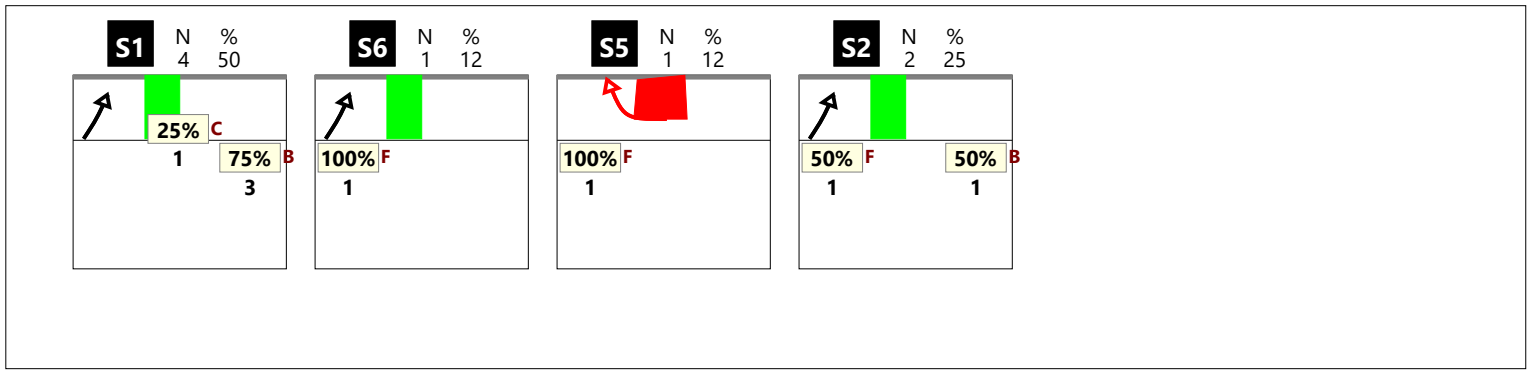
RICEZIONE + CHIAMATA 7 classica (K7 + KD)



RICEZIONE ! CHIAMATA 7 classica (K7 + KD)



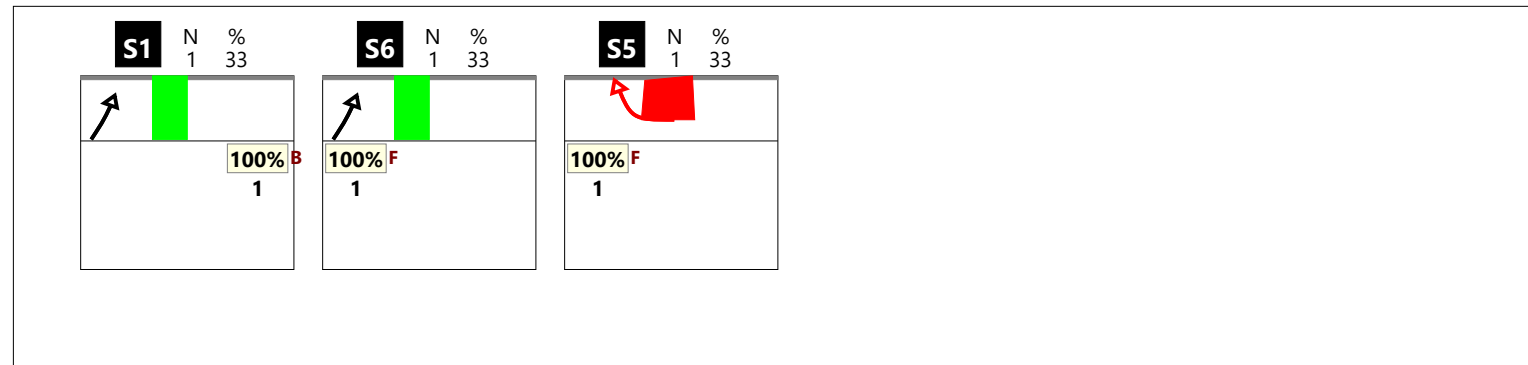

RICEZIONE TOTALE CHIAMATA 7 centro rete (KX + KJ)




RICEZIONE # CHIAMATA 7 centro rete (KX + KJ)




RICEZIONE + CHIAMATA 7 centro rete (KX + KJ)



RICEZIONE TOTALE CHIAMATA KC




RICEZIONE # CHIAMATA KC




RICEZIONE + CHIAMATA KC




RICEZIONE ! CHIAMATA KC




RICEZIONE TOTALE CHIAMATA KM



RICEZIONE # CHIAMATA KM



RICEZIONE + CHIAMATA KM



RICEZIONE ! CHIAMATA KM



RICEZIONE TOTALE CHIAMATA KA

--

RICEZIONE # CHIAMATA KA

--

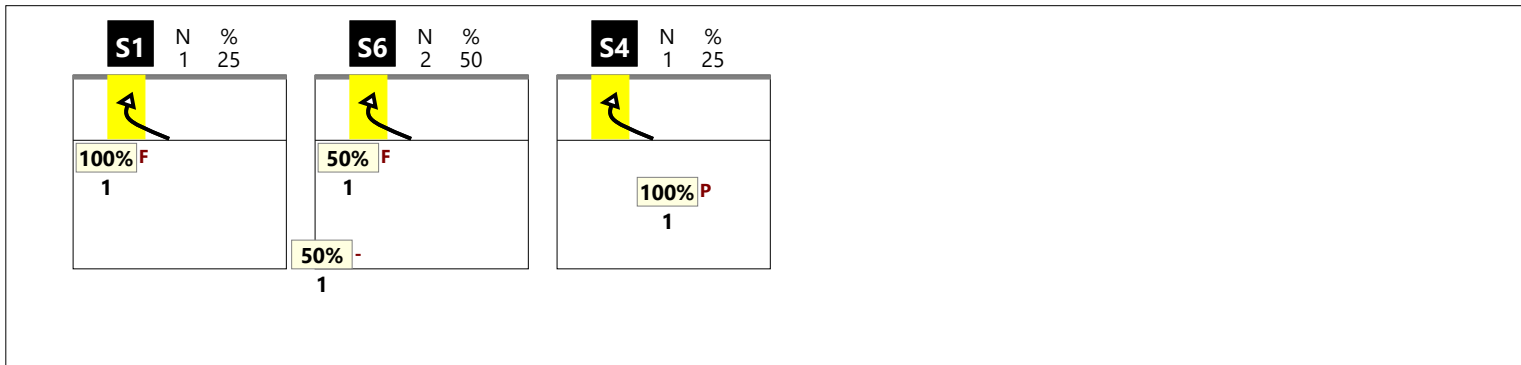
RICEZIONE + CHIAMATA KA

--

RICEZIONE ! CHIAMATA KA

--

RICEZIONE TOTALE CHIAMATA KP



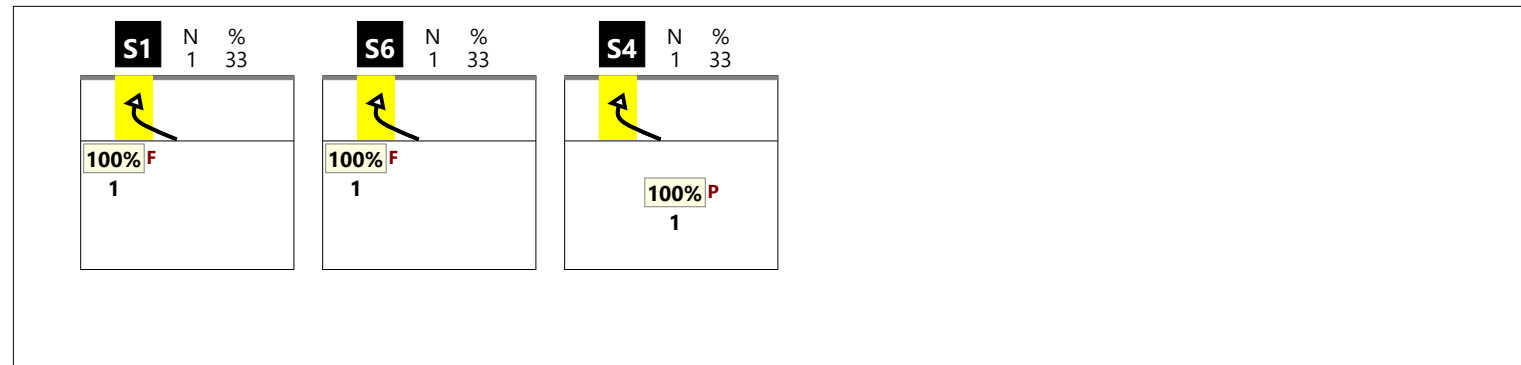
RICEZIONE # CHIAMATA KP



RICEZIONE + CHIAMATA KP



RICEZIONE ! CHIAMATA KP



RICEZIONE TOTALE CHIAMATA KS

--

RICEZIONE # CHIAMATA KS

--

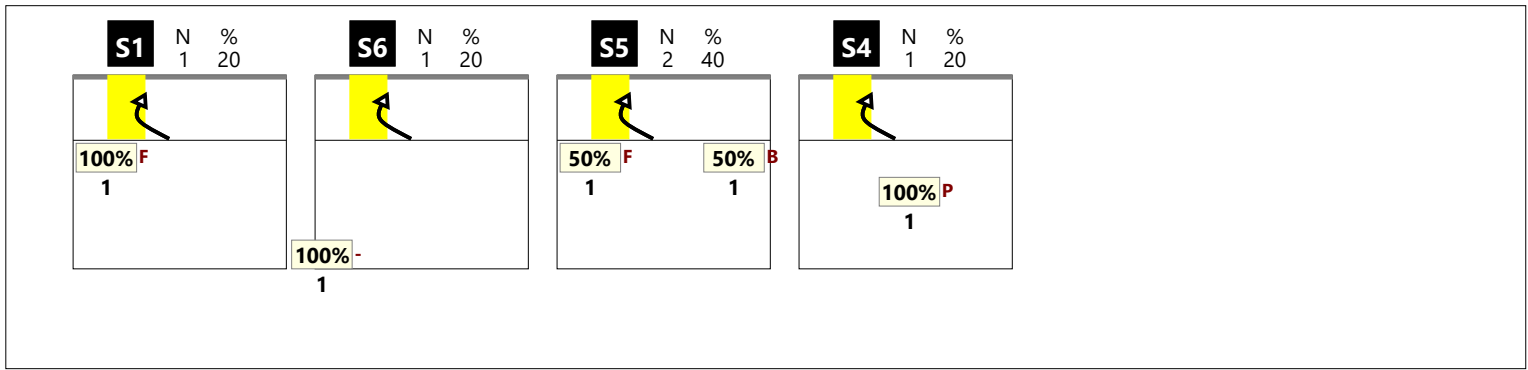
RICEZIONE + CHIAMATA KS

--

RICEZIONE ! CHIAMATA KS

--

RICEZIONE TOTALE CHIAMATA KQ




RICEZIONE # CHIAMATA KQ



RICEZIONE + CHIAMATA KQ



RICEZIONE ! CHIAMATA KQ



DISTRIBUZIONE PER ZONE DI RICEZIONE

RICEZIONE BUONA DA ZONA 1

2	22%	4	44%	
		50%	50%	
		1	11%	2
		100%	100%	50%
Total events Total events % Efficiency % Events # in %				

RICEZIONE BUONA DA ZONA 5

2	9%	7	32%	4	18%
50%	50%	43%	71%		25%
		5	23%	3	14%
		20%	60%		33%
Total events Total events % Efficiency % Events # in %					

RICEZIONE BUONA DA ZONA 6-1

2	40%	2	40%	
50%	50%	50%	50%	
				1
				20%
				100%
Total events Total events % Efficiency % Events # in %				

RICEZIONE BUONA DA ZONA 5-6

2	12%	6	38%	4	25%
		-33%		75%	75%
		2	12%	1	6%
		50%		100%	100%
Total events Total events % Efficiency % Events # in %					

TOTALE DA ZONA 1

4	29%	6	43%	
25%	25%	50%	50%	
		1	7%	3
		100%	100%	33%
				67%
Total events Total events % Efficiency % Events # in %				

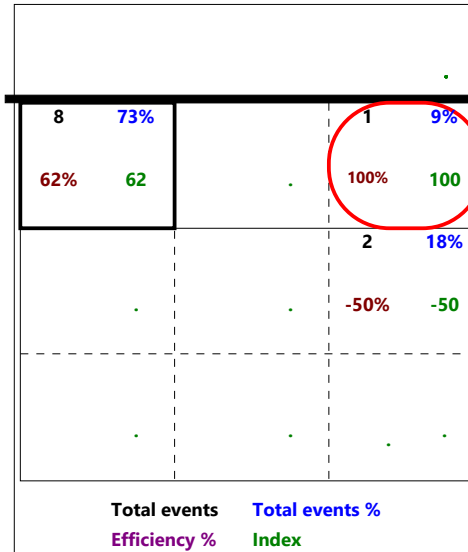
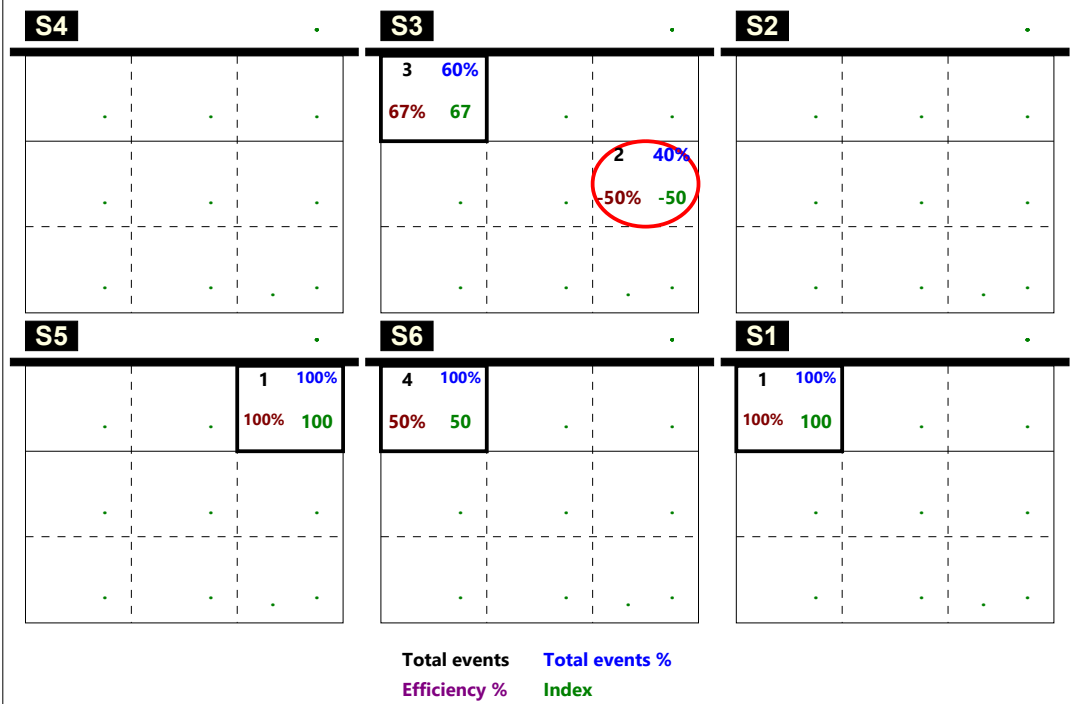
TOTALE DA ZONA 5

4	11%	13	34%	8	21%
25%	25%	8%	38%	38%	50%
		7	18%	4	11%
		14%	57%	25%	50%
Total events Total events % Efficiency % Events # in %					

DISTRIBUZIONE PER ZONE DI RICEZIONE

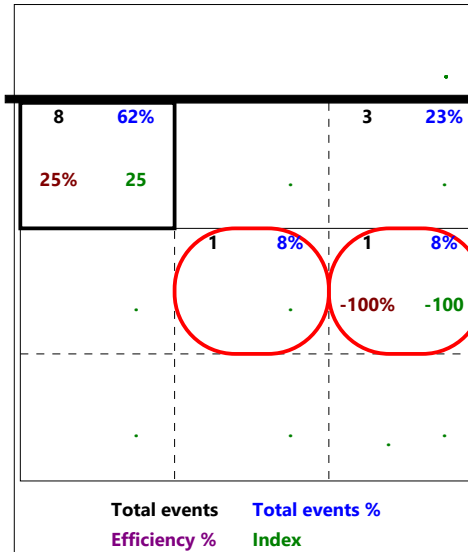
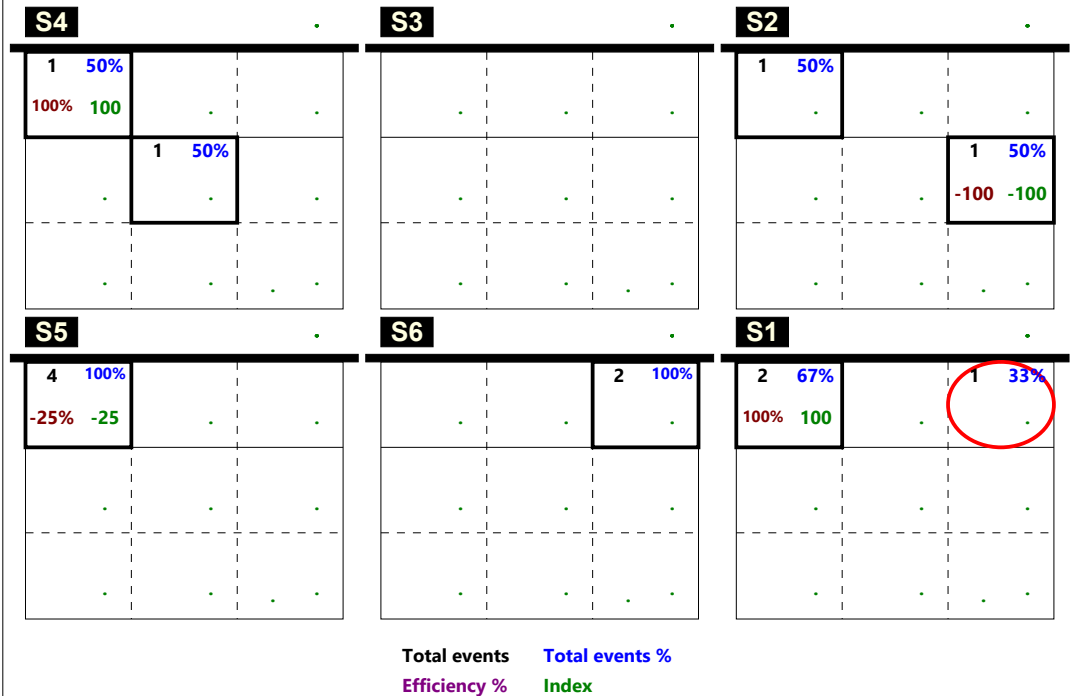
RICEZIONE ESCLAMATIVA IN ZONA 1

Total Zone Chart analysis



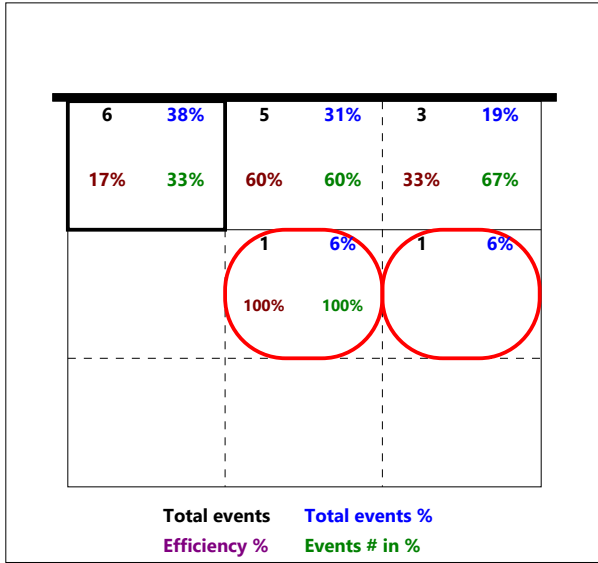
RICEZIONE ESCLAMATIVA IN ZONA 5

Total Zone Chart analysis

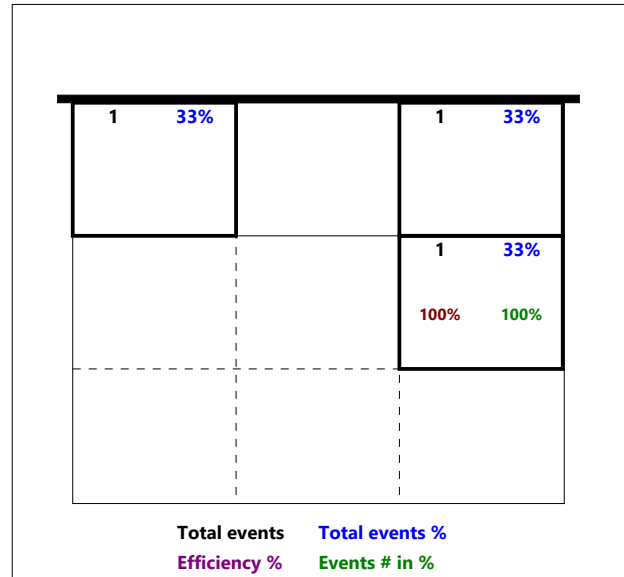


DISTRIBUZIONE PER ZONE DI RICEZIONE


RICEZIONE BUONA DA ZONA 6




RICEZIONE CORTA TOTALE




RICEZIONE CORTA Z2



RICEZIONE CORTA Z3



RICEZIONE CORTA Z4




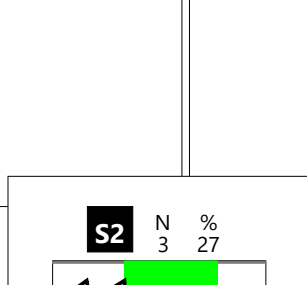
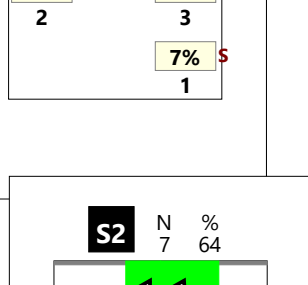
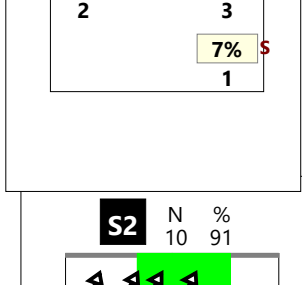

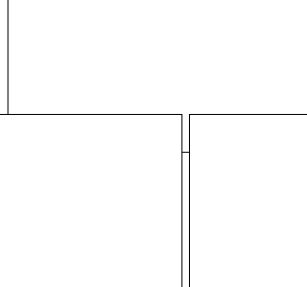
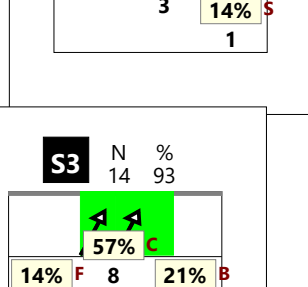
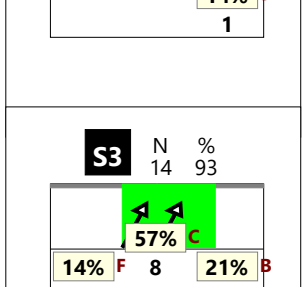


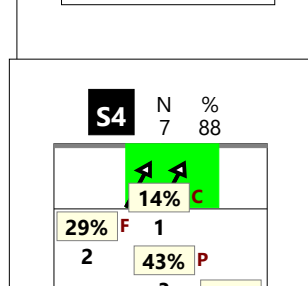
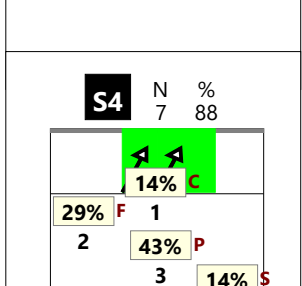
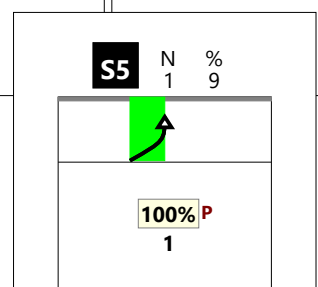
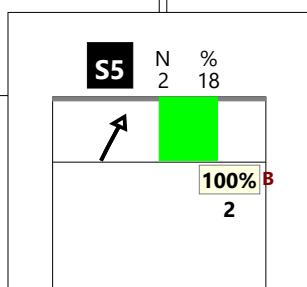
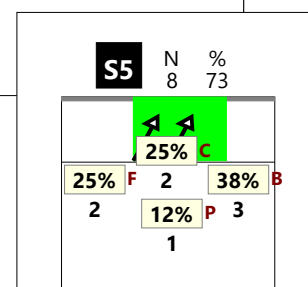
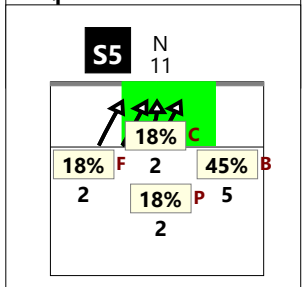
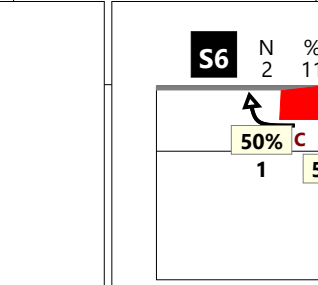
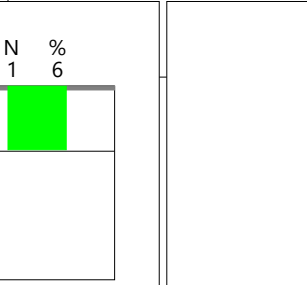
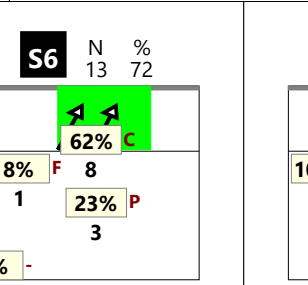
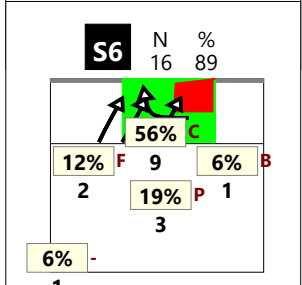
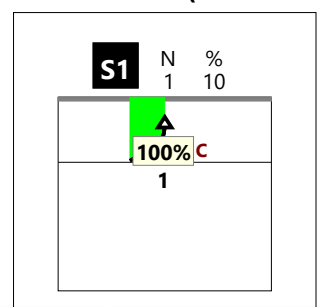
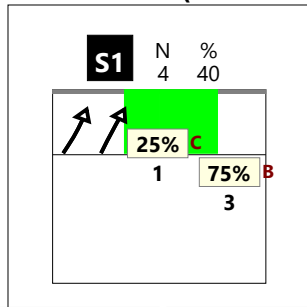
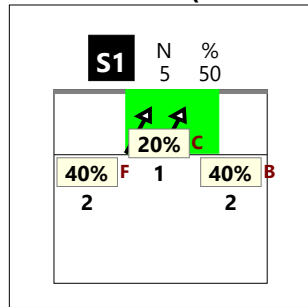
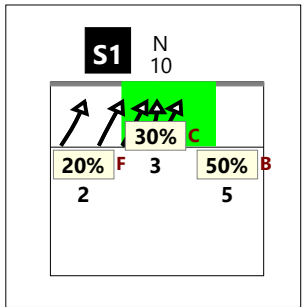
Total Print Composition - 44 - Distribuzione su ricezione regolare per rotazione

Totale

Chiamata 1 (K1 + KH)

Chiamata 7 (K7 + KX)

Chiamata 2 (K2 + KW)





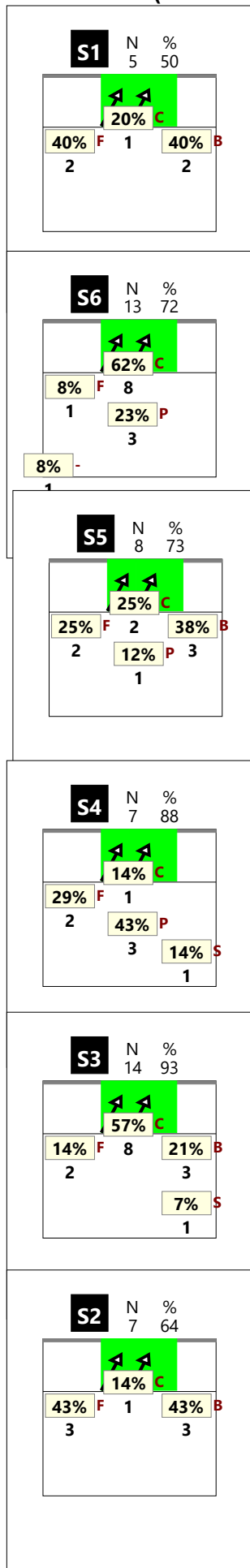
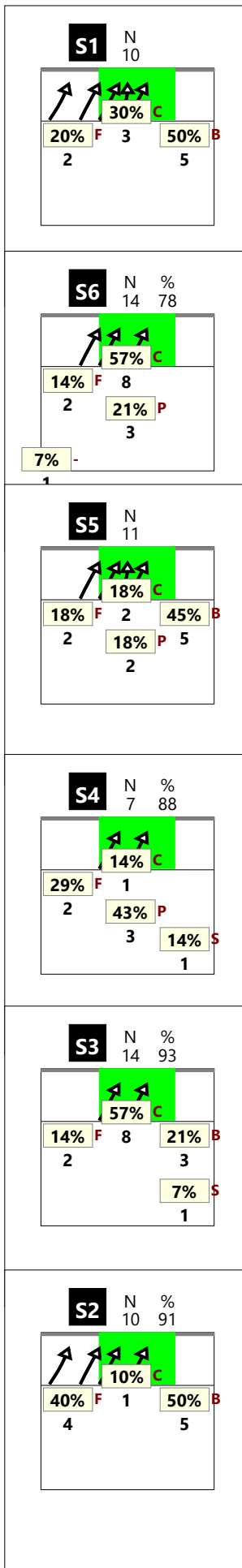
Total Print Composition - 45 - Distribuzione su ricezione buona per basi

Totale

Chiamata 1 (K1 + KH)

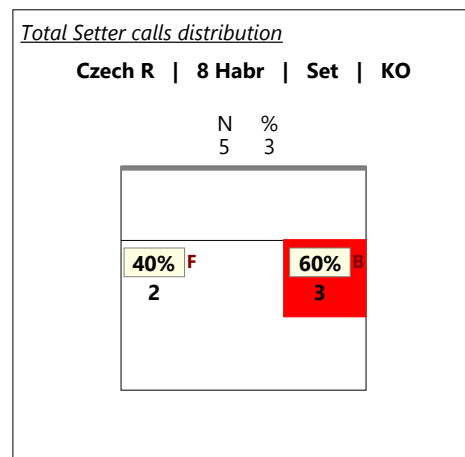
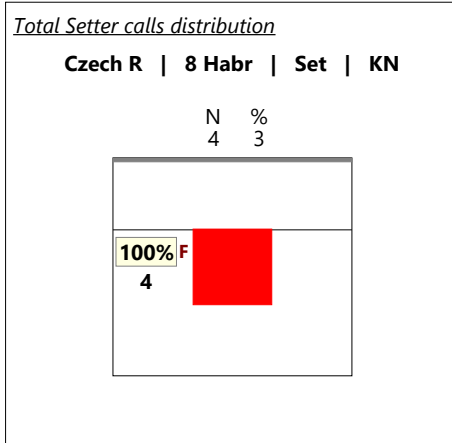
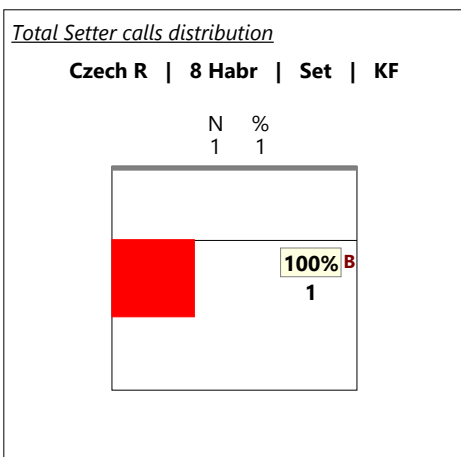
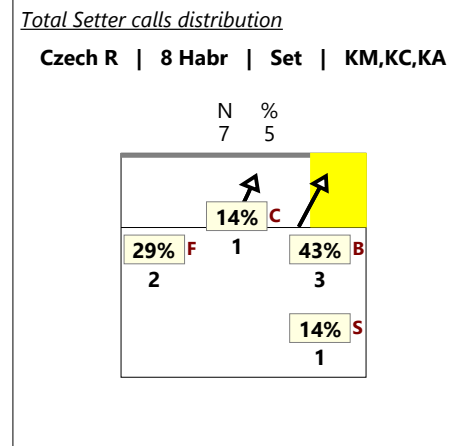
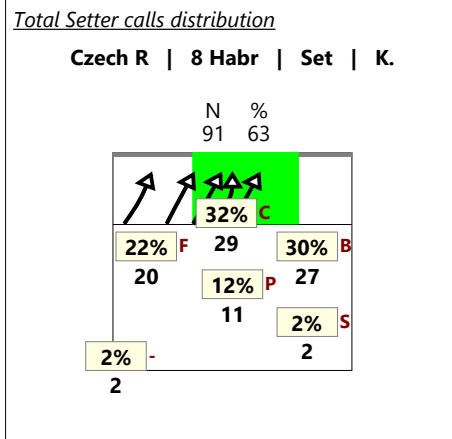
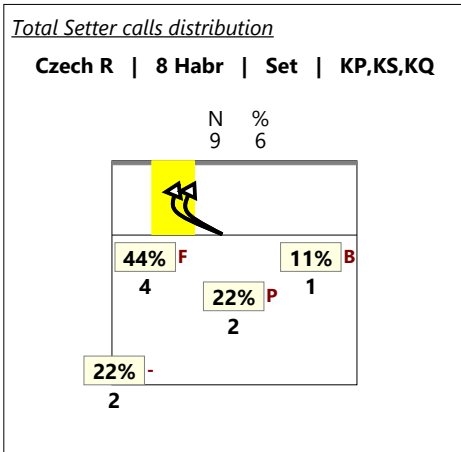
Chiamata 7 (K7 + KX)

Chiamata 2 (K2 + KW)

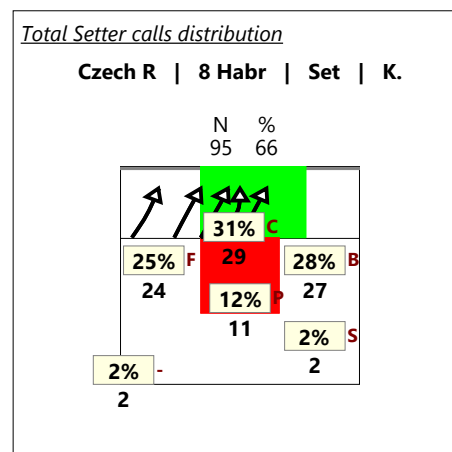
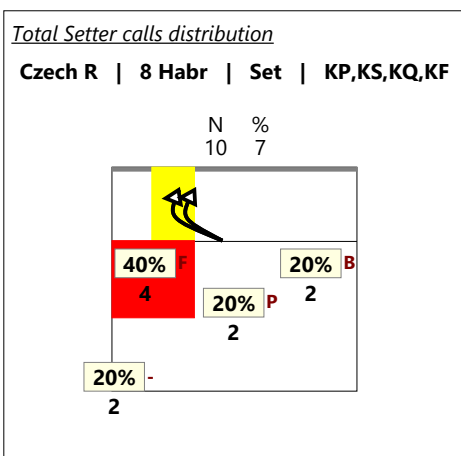


Distribuzione per zone di alzata

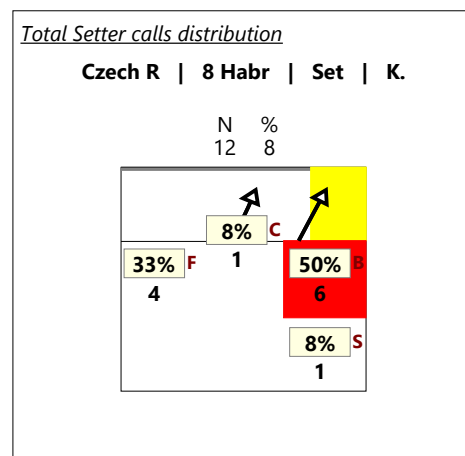
(cambio palla)



*solo zona centrale


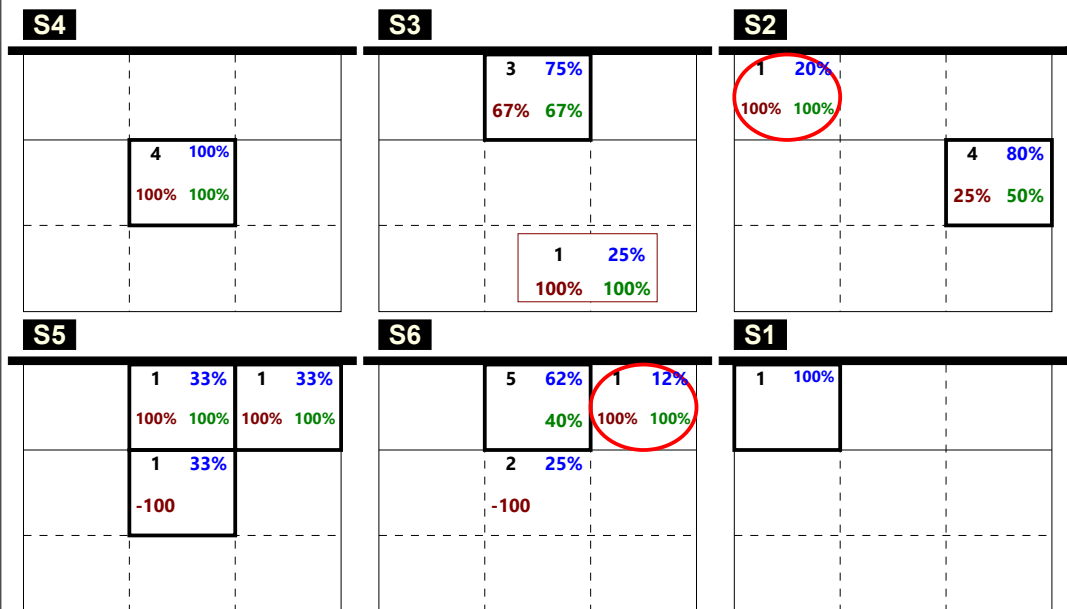


*solo zona centrale

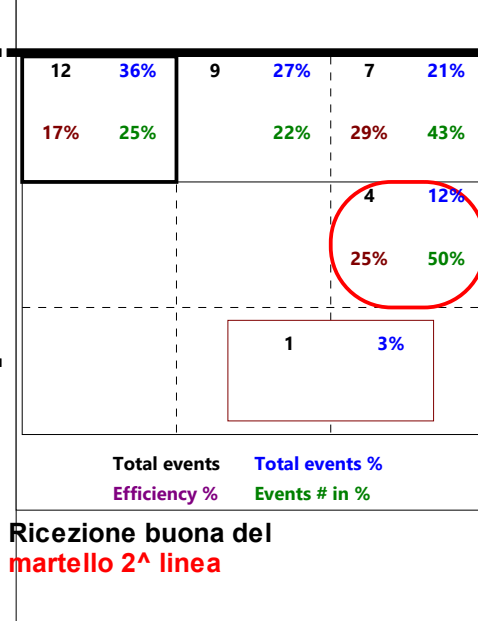
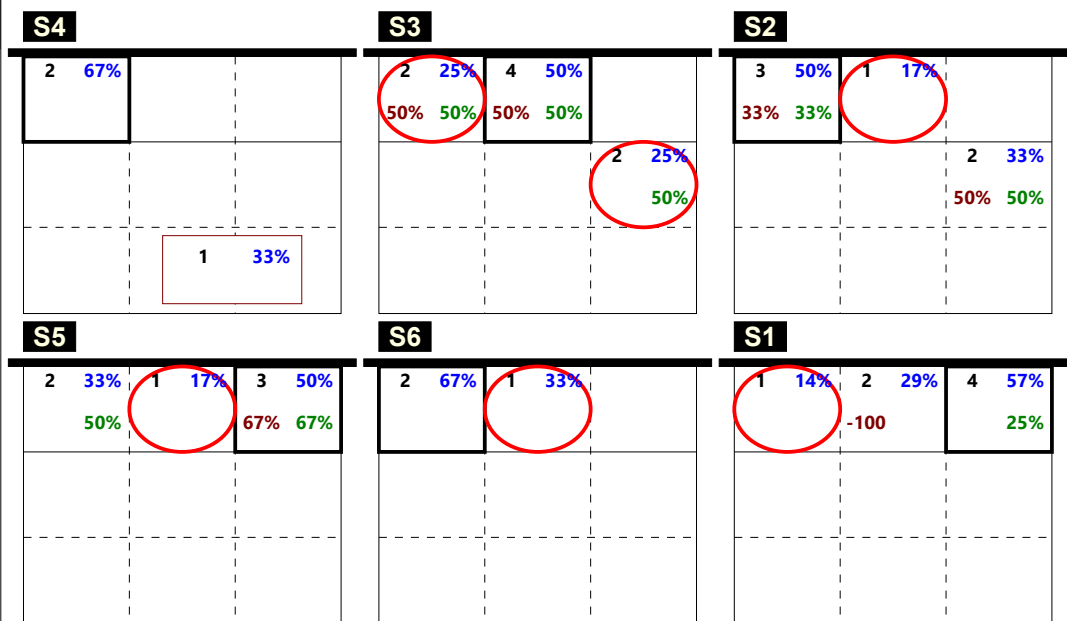


Total Print Composition - 47 - Distribuzione per ruolo del ricettore

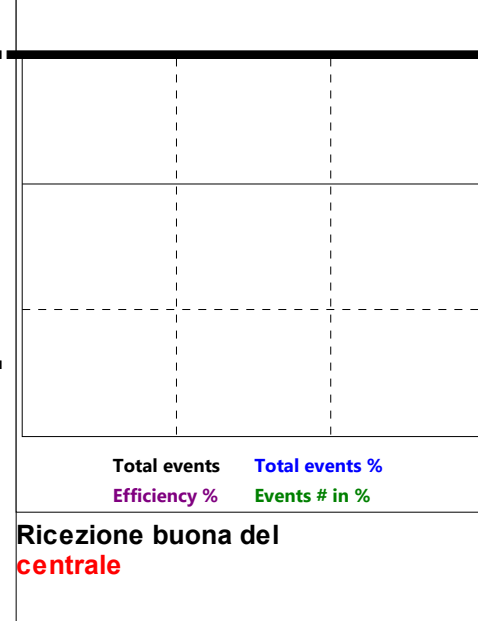
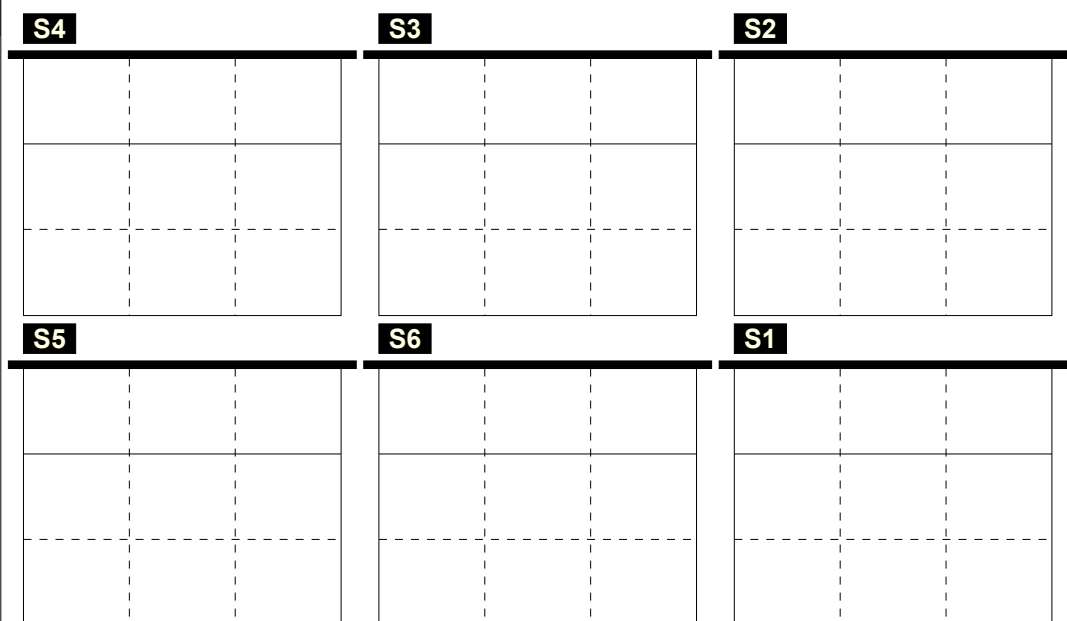
Total Zone Chart analysis



Total Zone Chart analysis



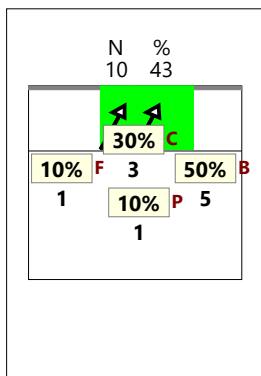
Total Zone Chart analysis



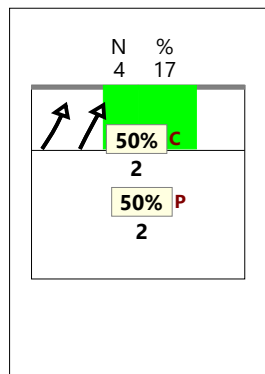
Total events Total events %
Efficiency % Events # in %

Total Print Composition - 48 - Distribuzione in contrattacco


Chiamata 1 (K1 + KH)




Chiamata 7 (K7 + KX)




Chiamata 2 (K2 + KW)




Chiamata CC (KD + KJ)



Verso 2



Verso 4



Staccata

