

Total Direction Chart analysis

Bulgaria U19 | 8 DIMITROVA

Atk after Rec | AND[~--AO,6]

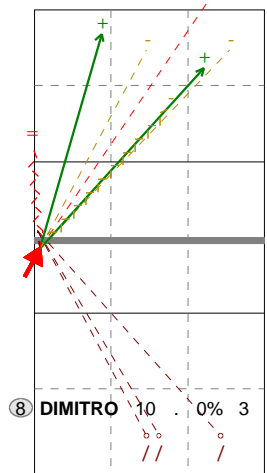
V5	Ind.	*E%	N	#	#%	=	/
	2	-50	10	0	0%	2	3

X5	Ind.	*E%	N	#	#%	=	/
	5	17%	6	2	33%	0	1

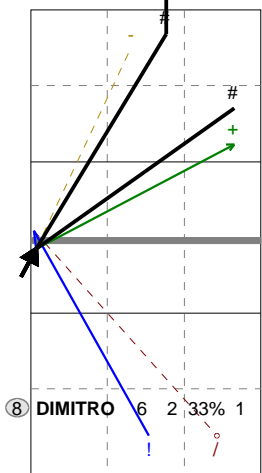
X6	Ind.	*E%	N	#	#%	=	/
	6	20%	5	3	60%	1	1

X8	Ind.	*E%	N	#	#%	=	/
	10	100	1	1	100	0	0

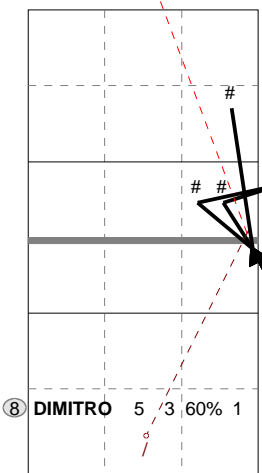
V6	Ind.	*E%	N	#	#%	=	/
	5	.	1	0	0%	0	0



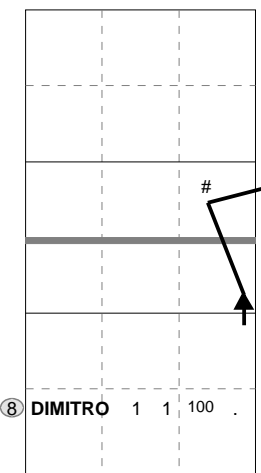
H: 80%(8) P: 20%(2) T: (0)



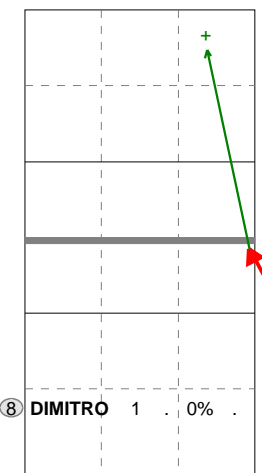
H: 100%(6) P: (0) T: (0)



H: 100%(5) P: (0) T: (0)



H: 100%(1) P: (0) T: (0)



H: 100%(1) P: (0) T: (0)

Total Direction Chart analysis

Bulgaria U19 | 8 DIMITROVA

Transition | AND[~--AO,6]

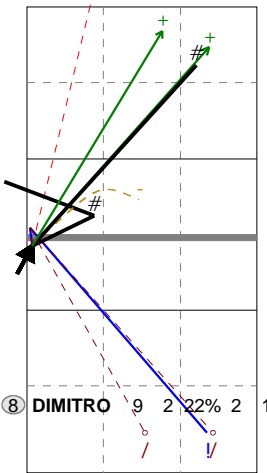
X5	Ind.	*E%	N	#	#%	=	/
	4	-11	9	2	22%	1	2

V6	Ind.	*E%	N	#	#%	=	/
	4	-12	8	1	12%	0	2

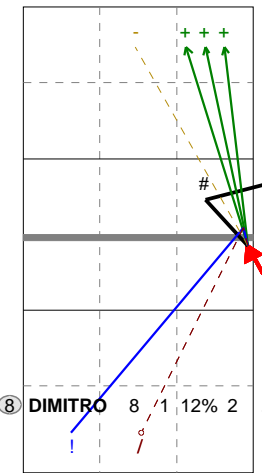
X6	Ind.	*E%	N	#	#%	=	/
	4	-14	7	1	14%	1	1

V5	Ind.	*E%	N	#	#%	=	/
	3	-40	5	0	0%	1	1

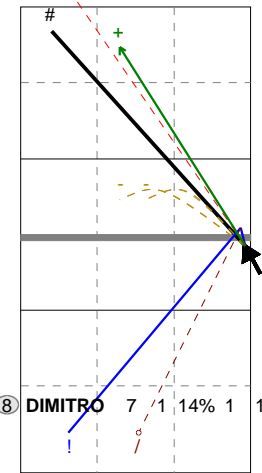
V8	Ind.	*E%	N	#	#%	=	/
	5	.	2	0	0%	0	0



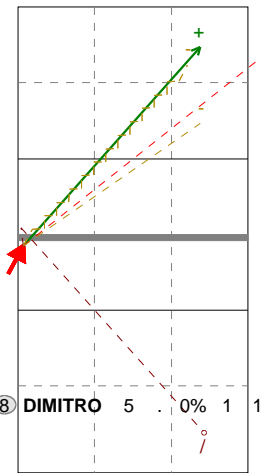
H: 89%(8) P: (0) T: 11%(1)



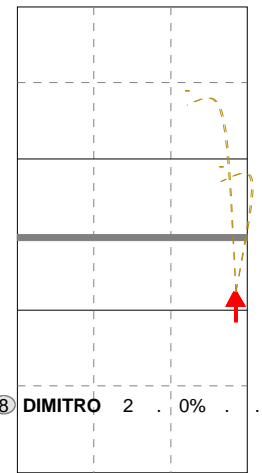
H: 100%(8) P: (0) T: (0)



H: 71%(5) P: (0) T: 29%(2)



H: 80%(4) P: 20%(1) T: (0)



H: (0) P: (0) T: 100%(2)

Ind.	*E%	N	#	#%	=	/
4	58%	36	3	8%	2	0

