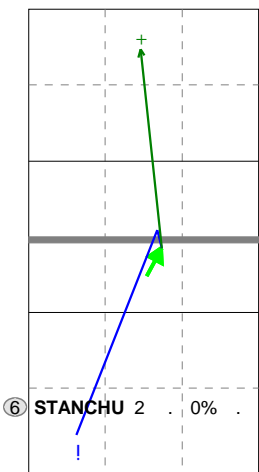


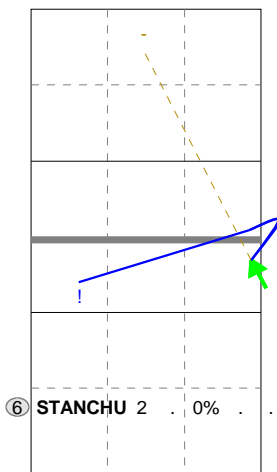
Total Direction Chart analysis

Bulgaria U19 | 6 STANCHULOVA | Atk after Rec | Setter in 1,5,4,2

X1	Ind.	*E%	N	#	#%	=	/	CD	Ind.	*E%	N	#	#%	=	/
	2	.	2	0	0%	0	0		2	.	2	0	0%	0	0



H: 100%(2) P: (0) T: (0)

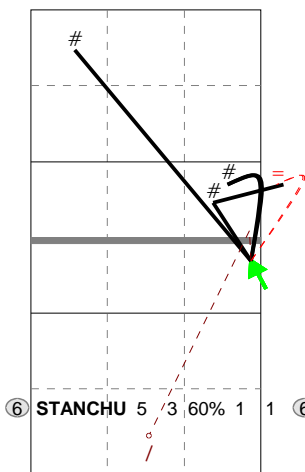


H: 50%(1) P: (0) T: 50%(1)

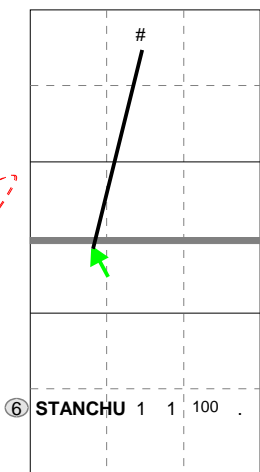
Total Direction Chart analysis

Bulgaria U19 | 6 STANCHULOVA | Transition | AND[\*--AO,6][---AM

CD	Ind.	*E%	N	#	#%	=	/	X7	Ind.	*E%	N	#	#%	=	/
	6	20%	5	3	60%	1	1		10	100	1	1	100	0	0

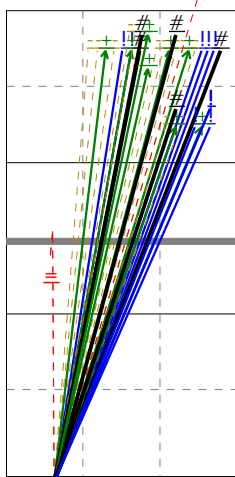


H: 60%(3) P: (0) T: 40%(2)



H: 100%(1) P: (0) T: (0)

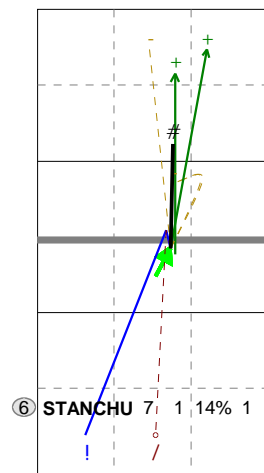
Ind.	*E%	N	=	#	/
4	54%	41	3	7%	5 0



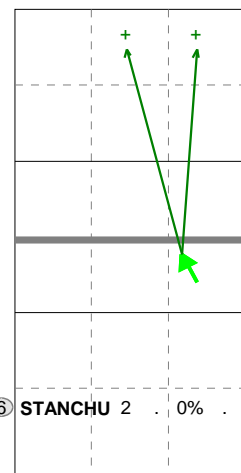
Total Direction Chart analysis

Bulgaria U19 | 6 STANCHULOVA | Atk after Rec | Setter

X1	Ind.	*E%	N	#	#%	=	/	X2	Ind.	*E%	N	#	#%	=	/
	4	.	7	1	14%	0	1		5	.	2	0	0%	0	0

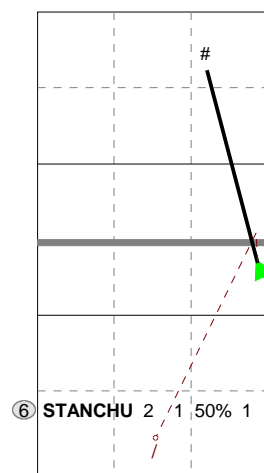


H: 86%(6) P: (0) T: 14%(1)

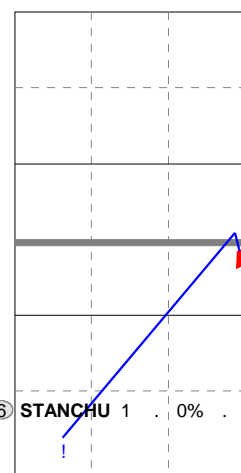


H: 100%(2) P: (0) T: (0)

CD	Ind.	*E%	N	#	#%	=	/	V6	Ind.	*E%	N	#	#%	=	/
	5	.	2	1	50%	0	1		.	.	1	0	0%	0	0



H: 100%(2) P: (0) T: (0)



H: 100%(1) P: (0) T: (0)