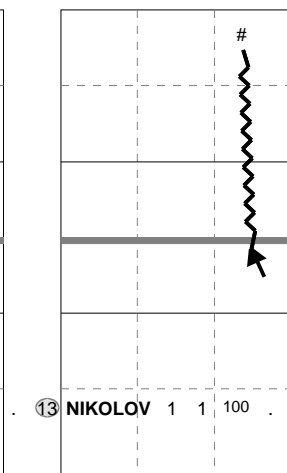
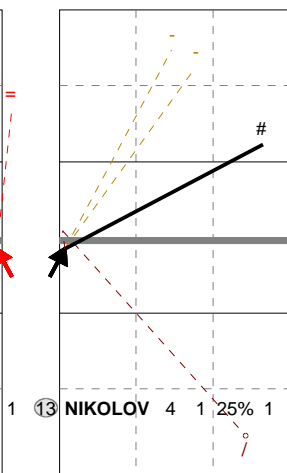
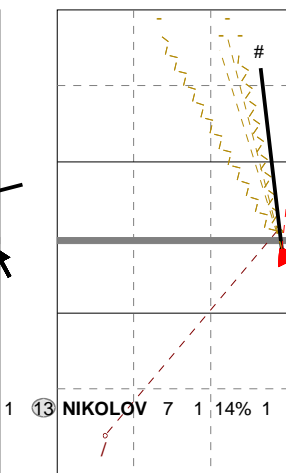
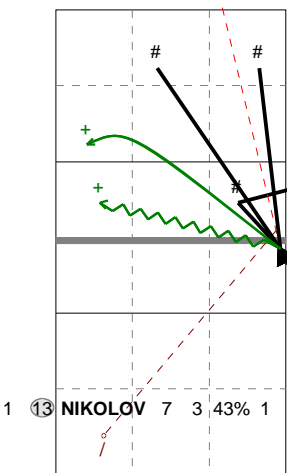
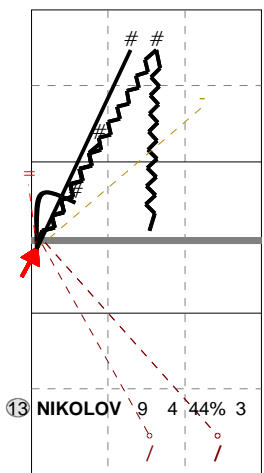


Total Direction Chart analysis

Bulgaria U19 | 13 NIKOLOVA | Atk after Rec | AND[~~~AO,6]

V5 Ind. *E% N # #% = / 5 . 9 4 44% 1 / 3 X6 Ind. *E% N # #% = / 6 14% 7 3 43% 1 / 1 V6 Ind. *E% N # #% = / 4 -14 7 1 14% 1 / 1 X5 Ind. *E% N # #% = / 5 . 4 1 25% 0 / 1 X4 Ind. *E% N # #% = / 10 100 1 1 100 0 / 0

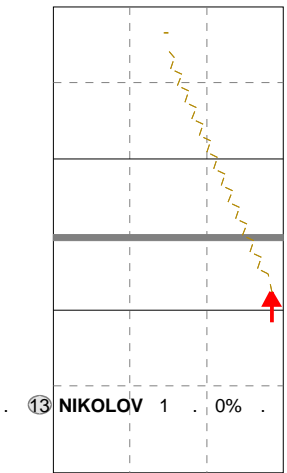
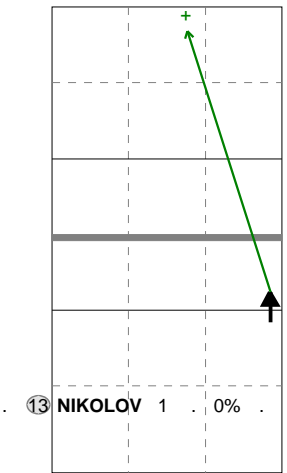
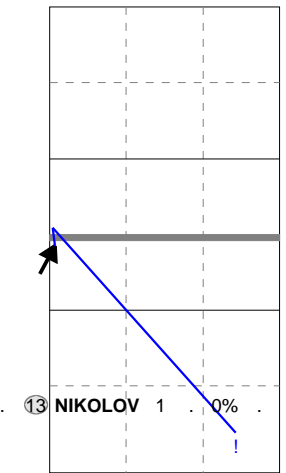
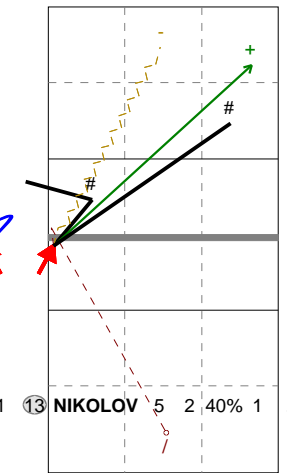
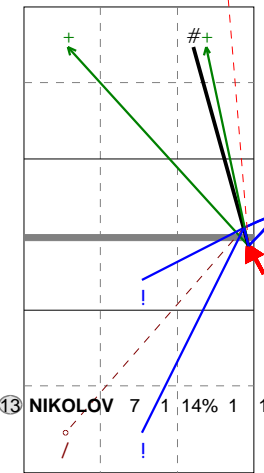


H: 67%(6) P: 22%(2) T: 11%(1) H: 71%(5) P: 14%(1) T: 14%(1) H: 71%(5) P: 29%(2) T: (0) H: 100%(4) P: (0) T: (0) H: (0) P: 100%(1) T: (0)

Total Direction Chart analysis

Bulgaria U19 | 13 NIKOLOVA | Transition | AND[~~~AO,6]

V6 Ind. *E% N # #% = / 3 -14 7 1 14% 1 / 1 V5 Ind. *E% N # #% = / 6 20% 5 2 40% 0 / 1 X5 Ind. *E% N # #% = / . 1 0 0% 0 / 0 X8 Ind. *E% N # #% = / 5 . 1 0 0% 0 / 0 V8 Ind. *E% N # #% = / 5 . 1 0 0% 0 / 0



H: 71%(5) P: 14%(1) T: 14%(1) H: 80%(4) P: 20%(1) T: (0) H: 100%(1) P: (0) T: (0) H: 100%(1) P: (0) T: (0) H: (0) P: 100%(1) T: (0)

Ind. *E% N # #% = / 5 56% 41 1 2% 6 0

