

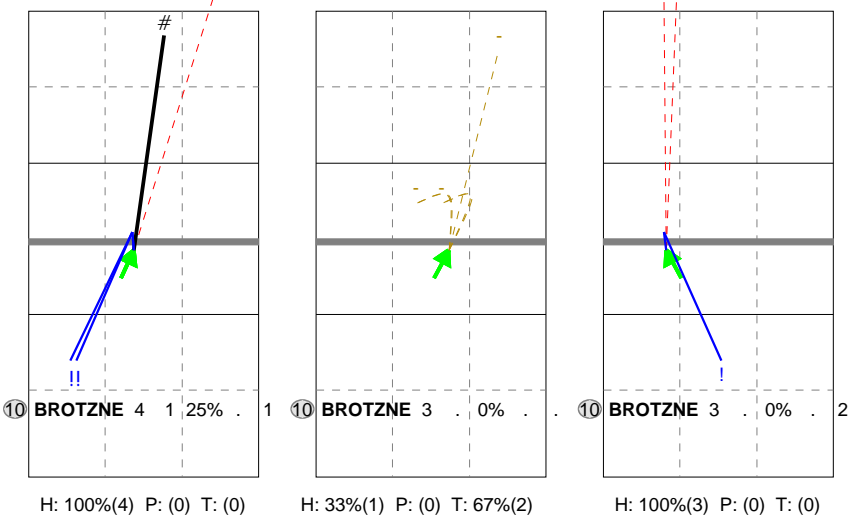
Total Direction Chart analysis

AUSTRIA | 10 BROTZNER | Atk after Rec | Setter in 1,5,4,2

XC	Ind.	*E%	N	#	#%	=	/
	2	.	4	1	25%	1	0

X1	Ind.	*E%	N	#	#%	=	/
	5	.	3	0	0%	0	0

X7	Ind.	*E%	N	#	#%	=	/
	.	-67	3	0	0%	2	0

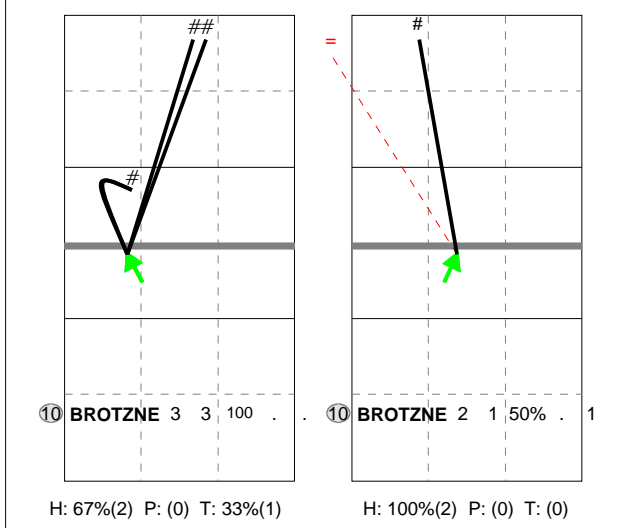


Total Direction Chart analysis

AUSTRIA | 10 BROTZNER | Atk after Rec | Setter in 6,3

X7	Ind.	*E%	N	#	#%	=	/
	10	100	3	3	100%	0	0

XC	Ind.	*E%	N	#	#%	=	/
	5	.	2	1	50%	1	0

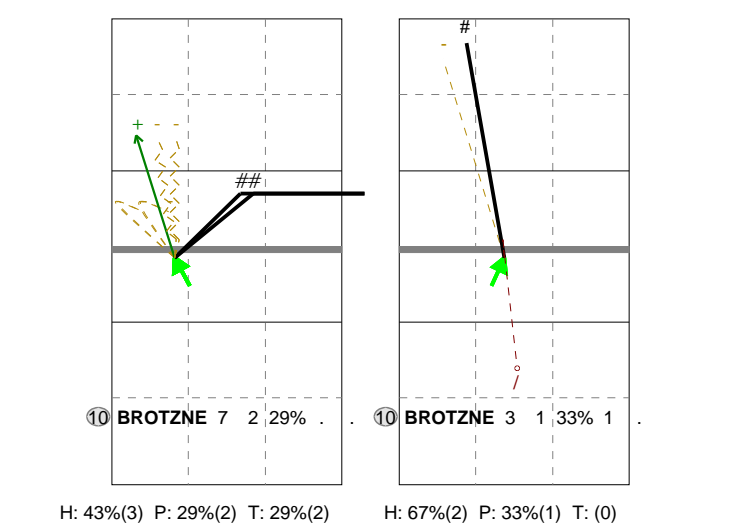


Total Direction Chart analysis

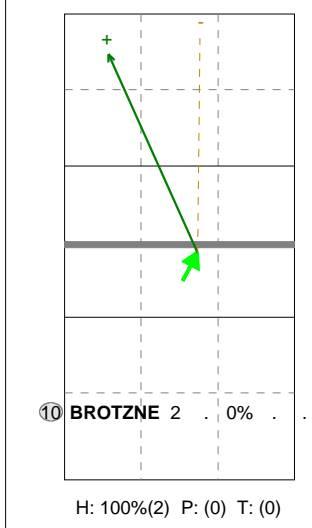
AUSTRIA | 10 BROTZNER | Transition | AND[*~~AO,6][~~~AM,6][~~

X7	Ind.	*E%	N	#	#%	=	/
	6	29%	7	2	29%	0	0

XC	Ind.	*E%	N	#	#%	=	/
	5	.	3	1	33%	0	1



X1	Ind.	*E%	N	#	#%	=	/
	5	.	2	0	0%	0	0



Ind.	*E%	N	=	%	#	/
3	31%	52	13	25%	0	0

Ind.	*E%	N	=	%	#	/
7	100	2	0	0%	0	0

