

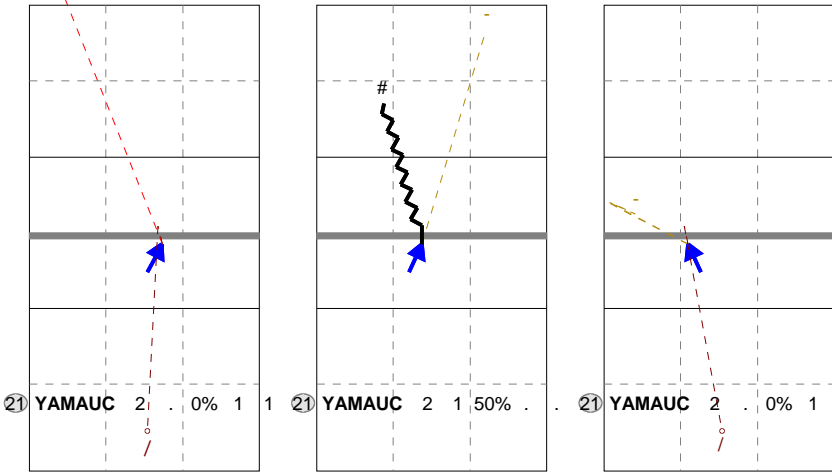
Total Direction Chart analysis

JAPAN | 21 YAMAUCHI | Atk after Rec | Setter in 1,5,4,2 | (X2,X1,XC,X7)

<b>X1</b>	Ind.	*E%	N	#	#%	=	/
	.	-100	2	0	0%	1	1

<b>XC</b>	Ind.	*E%	N	#	#%	=	/
	8	50%	2	1	50%	0	0

<b>X7</b>	Ind.	*E%	N	#	#%	=	/
	2	-50	2	0	0%	0	1

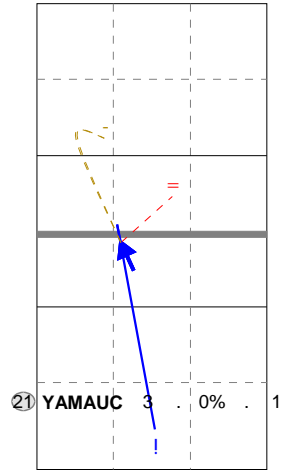


H: 100%(2) P: (0) T: (0)      H: 50%(1) P: 50%(1) T: (0)      H: 50%(1) P: (0) T: 50%(1)

Total Direction Chart analysis

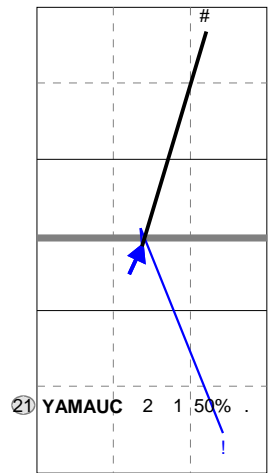
JAPAN | 21 YAMAUCHI | Atk after R

<b>X7</b>	Ind.	*E%	N	#	#%	=	/
	2	-33	3	0	0%	1	0



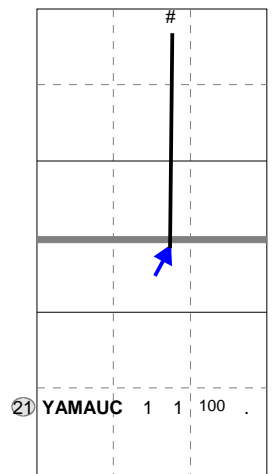
H: 67%(2) P: (0) T: 33%(1)

<b>XC</b>	Ind.	*E%	N	#	#%	=	/
	5	50%	2	1	50%	0	0



H: 100%(2) P: (0) T: (0)

<b>X1</b>	Ind.	*E%	N	#	#%	=	/
	10	100	1	1	100	0	0



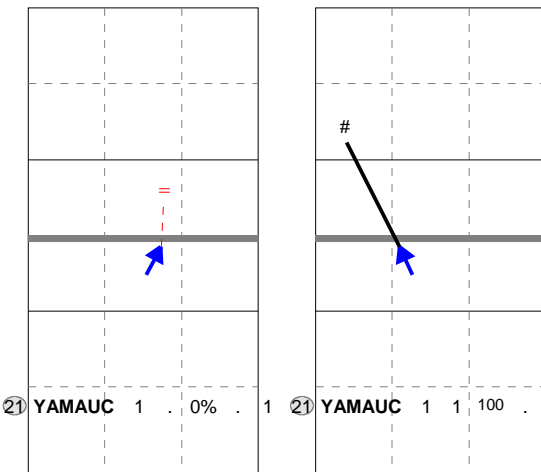
H: 100%(1) P: (0) T: (0)

Total Direction Chart analysis

JAPAN | 21 YAMAUCHI | Transition | AND[\*~~AO,6] | (X2,X1,XC,X7)

<b>X1</b>	Ind.	*E%	N	#	#%	=	/
	.	-100	1	0	0%	1	0

<b>X7</b>	Ind.	*E%	N	#	#%	=	/
	10	100	1	1	100	0	0



H: 100%(1) P: (0) T: (0)      H: 100%(1) P: (0) T: (0)

Ind.	*E%	N	=	#%	#	/
4	32%	31	2	6%	0	0

