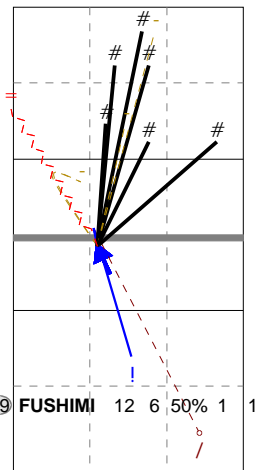


Total Direction Chart analysis

JAPAN | 19 FUSHIMI | Atk after Rec | Setter in 1,5,4,2 | (X2,X1,XC,X7)

X7	Ind.	*E%	N	#	#%	=	/
	6	33%	12	6	50%	1	1

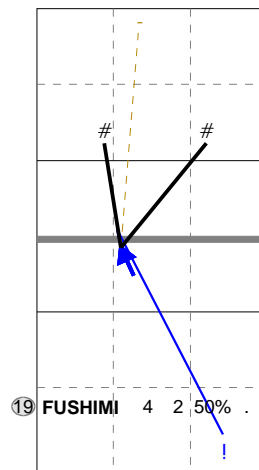


H: 83%(10) P: 8%(1) T: 8%(1)

Total Direction Chart analysis

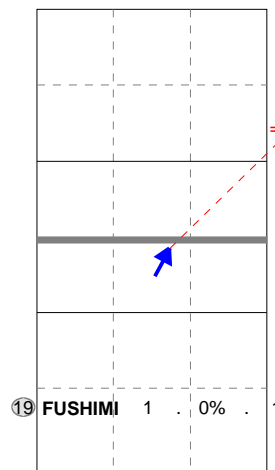
JAPAN | 19 FUSHIMI | Atk after Rec

X7	Ind.	*E%	N	#	#%	=	/
	6	50%	4	2	50%	0	0



H: 100%(4) P: (0) T: (0)

X1	Ind.	*E%	N	#	#%	=	/
	.	-100	1	0	0%	1	0

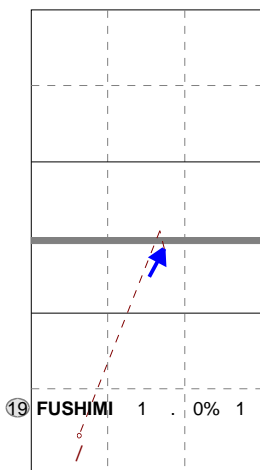


H: 100%(1) P: (0) T: (0)

Total Direction Chart analysis

JAPAN | 19 FUSHIMI | Transition | AND[*~--AO,6] | (X2,X1,XC,X7)

X1	Ind.	*E%	N	#	#%	=	/
	.	-100	1	0	0%	0	1



H: 100%(1) P: (0) T: (0)

Ind.	*E%	N	=	#%	#	/
4	50%	20	2	10%	3	0
Ind.	*E%	N	=	#%	#	/
3	20%	5	2	40%	0	0
Ind.	*E%	N	=	#%	#	/
3	.	3	1	33%	0	0

