

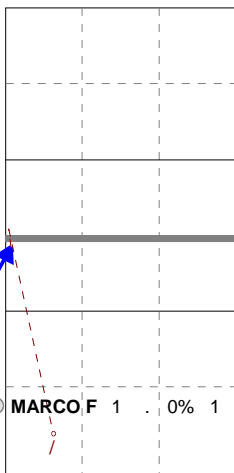
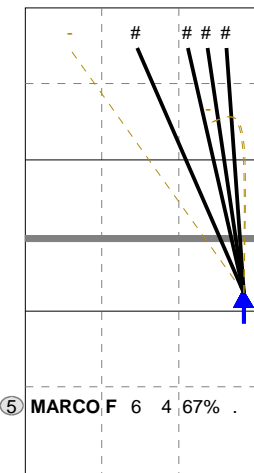
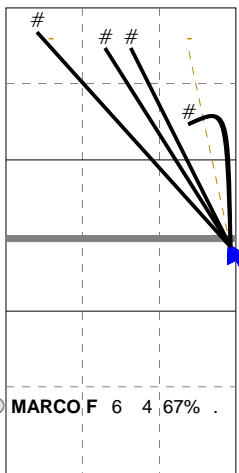
Total Direction Chart analysis

PORTUGAL 2014 | 5 MARCO FERREIRA | Atk after Rec | (XF,X2,X1,XM,XG,XC,X7,PP,X9,XT,X3,X4,XB,XP,XR,X5,X0,X6,X8,CB,CF,CD,C5,C0,C6,C8,V5,V0

X6	Ind.	*E%	N	#	#%	=	/
	8	67%	6	4	67%	0	0

X8	Ind.	*E%	N	#	#%	=	/
	8	67%	6	4	67%	0	0

X5	Ind.	*E%	N	#	#%	=	/
	.	-100	1	0	0%	0	1



H: 83%(5) P: (0) T: 17%(1)

H: 83%(5) P: (0) T: 17%(1)

H: 100%(1) P: (0) T: (0)

Total Direction Chart analysis

PORTUGAL 2014 | 5 MARCO FERREIRA | Transition | (XF,X2,X1,XM,XG,XC,X7,PP,X9,XT,X3,X4,XB,XP,XR,X5,X0,X6,X8,CB,CF,CD,C5,C0,C6,C8,V5,V0,V6,

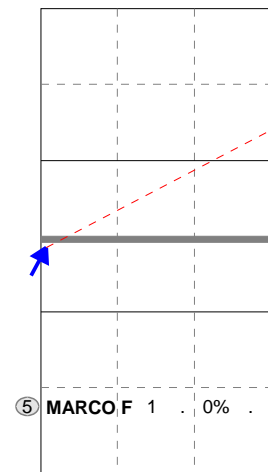
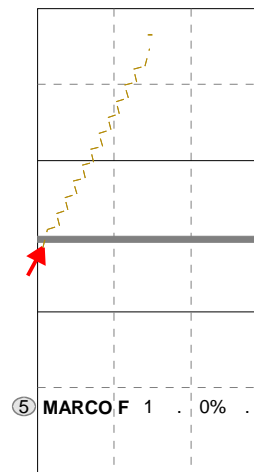
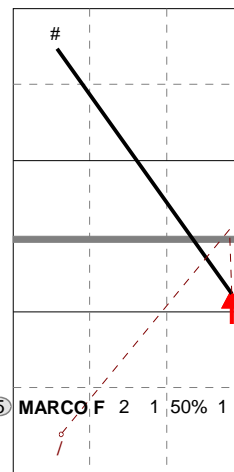
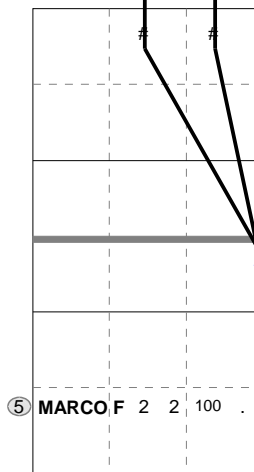
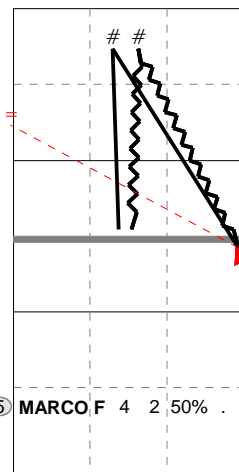
V6	Ind.	*E%	N	#	#%	=	/
	5	.	4	2	50%	2	0

X6	Ind.	*E%	N	#	#%	=	/
	10	100	2	2	100	0	0

V8	Ind.	*E%	N	#	#%	=	/
	5	.	2	1	50%	0	1

V5	Ind.	*E%	N	#	#%	=	/
	5	.	1	0	0%	0	0

X5	Ind.	*E%	N	#	#%	=	/
	.	-100	1	0	0%	1	0



H: 75%(3) P: 25%(1) T: (0)

H: 100%(2) P: (0) T: (0)

H: 100%(2) P: (0) T: (0)

H: (0) P: 100%(1) T: (0)

H: 100%(1) P: (0) T: (0)

Ind.	*E%	N	=	#	/
3	25%	8	2	25%	1 0

Ind.	*E%	N	=	#	/
3	.	3	1	33%	0 0

Ind.	*E%	N	=	#	/
6	50%	2	0	0%	0 0

