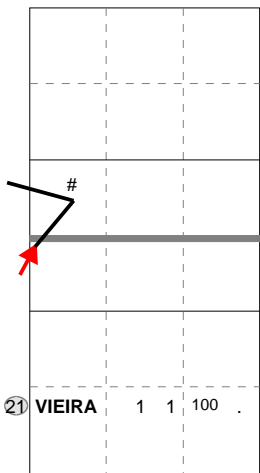
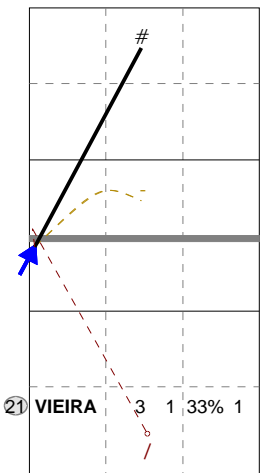


Total Direction Chart analysis

PORTUGAL 2014 | 21 VIEIRA | Atk after Rec | (XF,X2,X1,XM,XG,XC,X7,PP,X9,XT,X3,X

X5	Ind.	*E%	N	#	#%	=	/
	5	.	3	1	33%	0	1

V5	Ind.	*E%	N	#	#%	=	/
	10	100	1	1	100	0	0



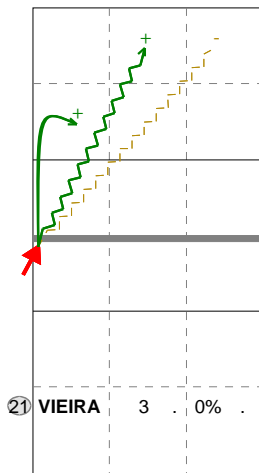
H: 67%(2) P: (0) T: 33%(1)

H: 100%(1) P: (0) T: (0)

Total Direction Chart analysis

PORTUGAL 2014 | 21 VIEIRA | Transition | (XF,X2,X1,XM,

V5	Ind.	*E%	N	#	#%	=	/
	5	.	3	0	0%	0	0



H: (0) P: 67%(2) T: 33%(1)

Ind.	*E%	N	=	=%	#	/
3	33%	9	5	56%	1	0

Ind.	*E%	N	=	=%	#	/
4	.	1	0	0%	0	0

