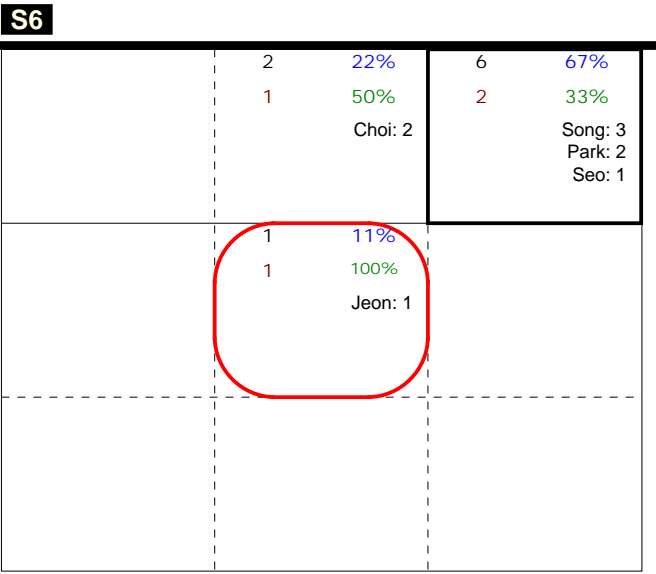


S in 6

Total Zone Chart analysis

KOREA 2014 | Atk after Rec | Setter in 6 | OR[*~R~#,#1][*~



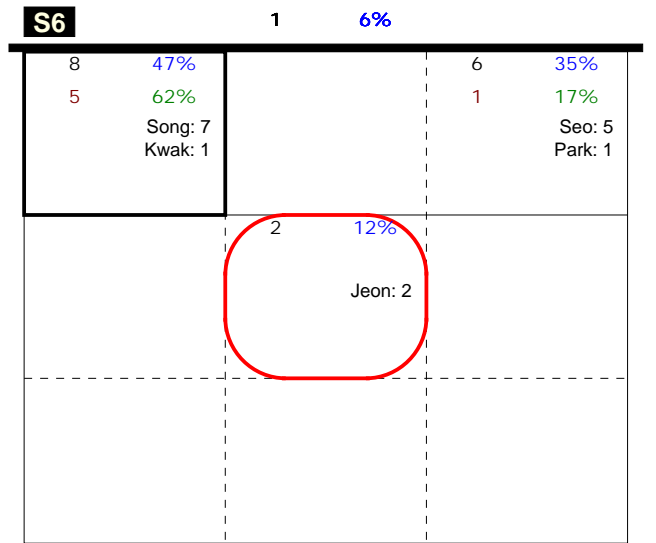
Total events Total events %
Events # Events # in %

KOREA 2014 | Player detail | Reception | Setter in 6 | :::[2]

Player	Skill	Type	S	Set	Ind	*E%	Tot	=	%	BP	pS	/	%	BP	pS	-	%	!	%	+	%	#	%	BP	pS	
Team	Reception		6		2	33%	27	4	15%	4	5	19%	9	33%	4	15%	5	19%	.	.
1 SONG					3	36%	11	1	9%	1	2	18%	4	36%	2	18%	2	18%	.	.
2 HAN					-1	.	1	1	100%
9 KWAK					-1	.	3	1	33%	1	2	67%
10 BU					-2	.	2	1	50%	1	1	50%
12 JEON					.	.	2	2	100%
14 LEE					5	60%	5	1	20%	1	20%	1	20%	2	40%	.	.
15 KIM					-3	.	1	1	100%	1
17 Seo					8	100%	2	1	50%	1	50%	.	.	.

Total Zone Chart analysis

KOREA 2014 | Transition | Setter in 6 | AND[*~D~#,#7][~

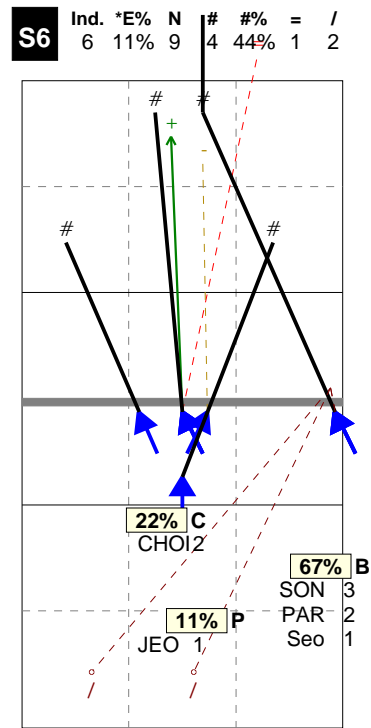


Total events Total events %
Events # Events # in %

KOREA 2014 | Transition | Setter in 6 | AND[*~D~#,#7][~

Total Direction Chart analysis

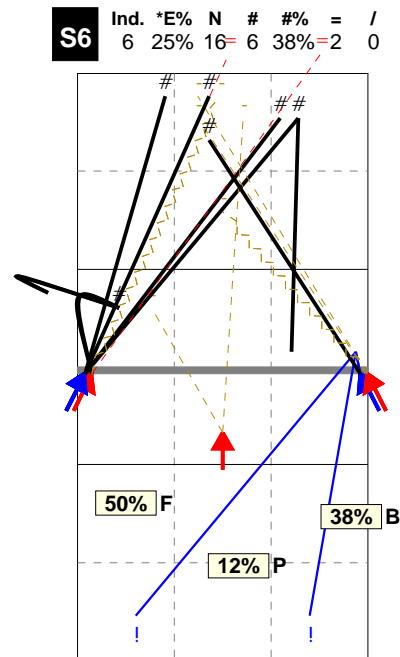
KOREA 2014 | Atk after Rec | Setter in 6 | OR[*~R~#,#1][*~R~+,1]:::[2]



H: 100%(9) P: (0) T: (0)

Total Direction Chart analysis

KOREA 2014 | Transition | Setter in 6 | AND[*~D~#,#7][~D~AO~V3~3,6][~D~A



H: 81%(13) P: 12%(2) T: 6%(1)