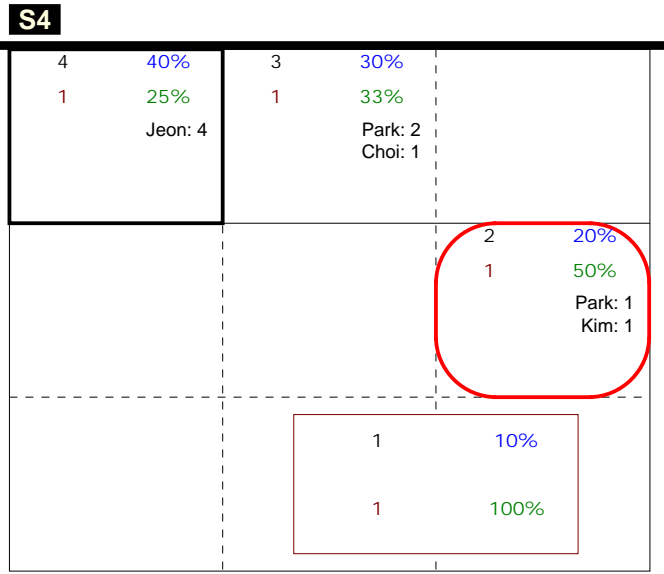


# S in 4

### Total Zone Chart analysis

KOREA 2014 | Atk after Rec | Setter in 4 | OR[\*~R~#,1][\*~



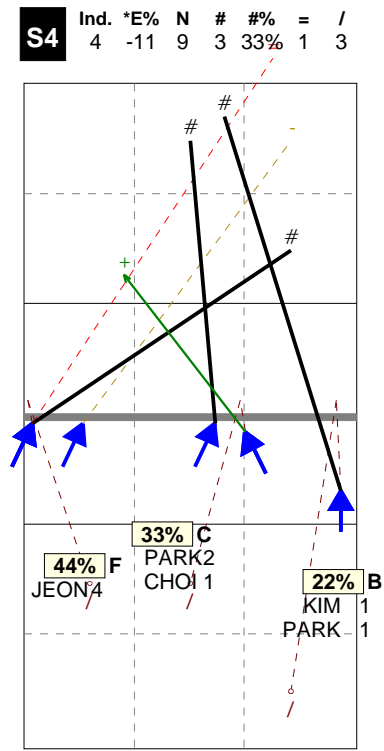
Total events    Total events %  
Events #        Events # in %

KOREA 2014 | Player detail | Reception | Setter in 4 | ;;;[2]

Player	Skill	Type	S	Set	Ind	*E%	Tot	=	%	BP	pS	/	%	BP	pS	-	%	!	%	+	%	#	%	BP	pS	
Team	Reception		4		3	43%	23	2	9%	2	.	.	.	.	.	.	2	9%	9	39%	7	30%	3	13%	.	.
1 SONG					2	25%	4	.	.	.	.	.	.	.	.	.	1	25%	2	50%	.	.	1	25%	.	.
9 KWAK					2	33%	3	.	.	.	.	.	.	.	.	.	1	33%	1	33%	1	33%	.	.	.	.
10 BU					-3	.	2	2	100%	2	.	.	.	.	.	.	.	.	.	.	.	.	.	.	.	
12 JEON					4	50%	4	.	.	.	.	.	.	.	.	.	.	2	50%	1	25%	1	25%	.	.	
14 LEE					5	67%	9	.	.	.	.	.	.	.	.	.	.	3	33%	5	56%	1	11%	.	.	
17 Seo					.	.	1	.	.	.	.	.	.	.	.	.	.	1	100%	.	.	.	.	.	.	

### Total Direction Chart analysis


KOREA 2014 | Atk after Rec | Setter in 4 | OR[\*~R~#,1][\*~R~+,1];;;[2]



H: 100%(9) P: (0) T: (0)

### Total Zone Chart analysis

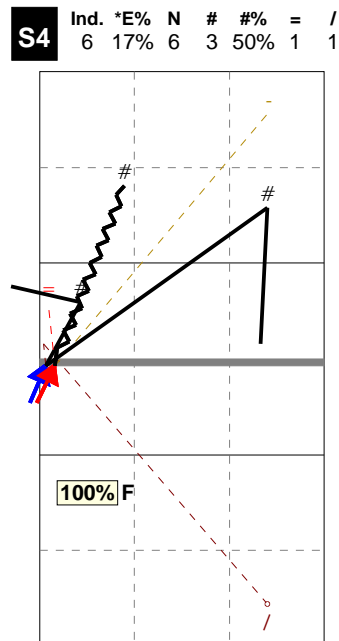
KOREA 2014 | Transition | Setter in 4 | AND[\*~D~#,7][~--



Total events    Total events %  
Events #        Events # in %

### Total Direction Chart analysis

KOREA 2014 | Transition | Setter in 4 | AND[\*~D~#,7][~--AO~V3~3,6][~--



H: 83%(5) P: 17%(1) T: (0)