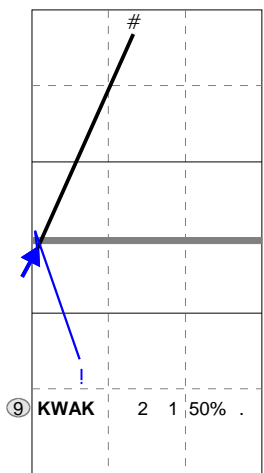


Total Direction Chart analysis

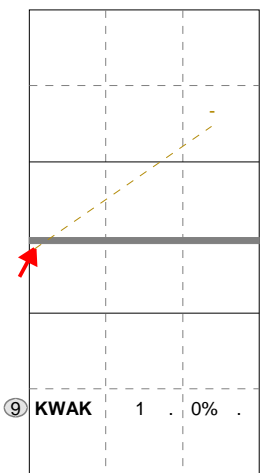
KOREA 2014 | 9 KWAK | Atk after Rec | (XF,X2,X1, XM,XG,XC,X7,PP,XT,X3,X4,XB,XP,XR,X5,X0,X6,X8,CB,CF,CD,C5,C0,C6,C8,V5,V0,V6,V8,VB,VP,VR,P2

X5	Ind.	*E%	N	#	#%	=	/
	5	50%	2	1	50%	0	0

V5	Ind.	*E%	N	#	#%	=	/
	5	.	1	0	0%	0	0



H: 100%(2) P: (0) T: (0)



H: 100%(1) P: (0) T: (0)

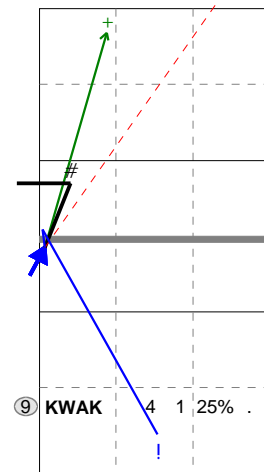
Total Direction Chart analysis

KOREA 2014 | 9 KWAK | Transition | (XF,X2,X1, XM,XG,XC,X7,PP,X9,XT,X3,X4,XB,XP,XR,X5,X0,X6,X8,CB,CF,CD,C5,C0,C6,C8,V5,V0,V6,V8,VB,VP,VR)

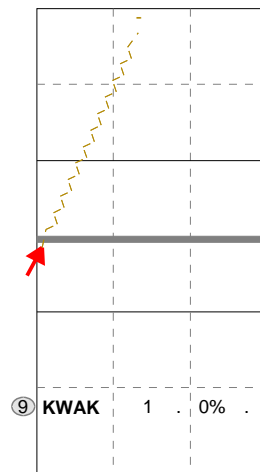
X5	Ind.	*E%	N	#	#%	=	/
	4	.	4	1	25%	1	0

V5	Ind.	*E%	N	#	#%	=	/
	5	.	1	0	0%	0	0

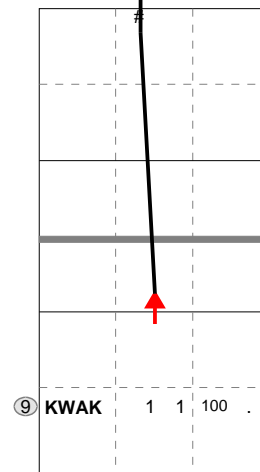
VP	Ind.	*E%	N	#	#%	=	/
	10	100	1	1	100	0	0



H: 100%(4) P: (0) T: (0)



H: (0) P: 100%(1) T: (0)



H: 100%(1) P: (0) T: (0)

Ind.	*E%	N	=	#	/
3	23%	13	2	15%	1 0

Ind.	*E%	N	=	#	/
4	100	4	0	0%	1 0

