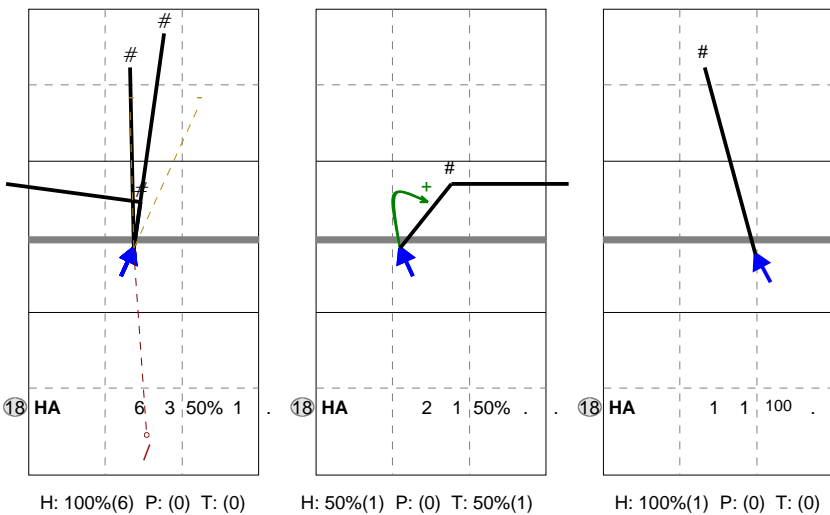


Total Direction Chart analysis

KOREA 2014 | 18 HA | Atk after Rec | Setter in 6,5,3,2

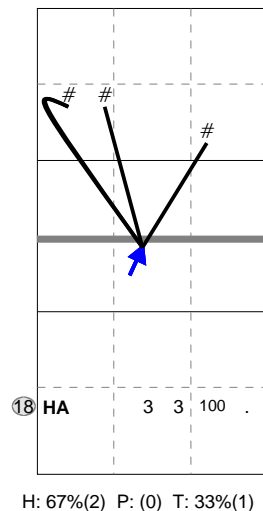
XC Ind. *E% N # #% = / 7 33% 6 3 50% 0 1
X7 Ind. *E% N # #% = / 8 50% 2 1 50% 0 0
X2 Ind. *E% N # #% = / 10 100 1 1 100 0 0



Total Direction Chart analysis

KOREA 2014 | 18 HA | Atk aft

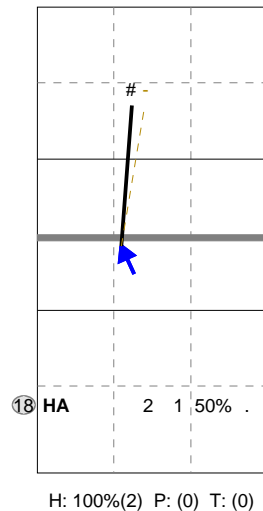
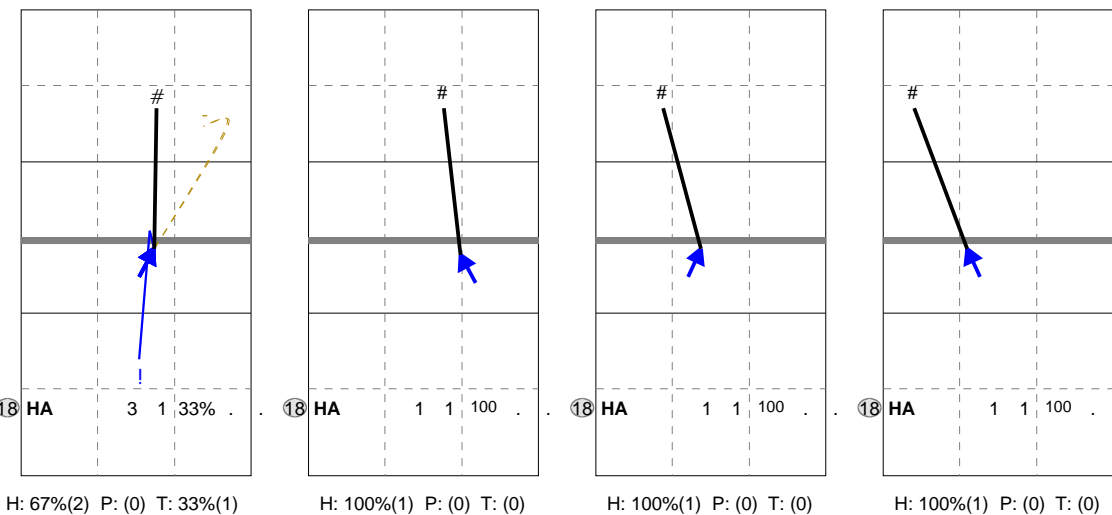
XC Ind. *E% N # #% = / 10 100 3 3 100 0 0



Total Direction Chart analysis

KOREA 2014 | 18 HA | Transition | AND[*~~AO,6] | (XF,X2,X1,XM,XG,XC,XD,X7,PP,X9,XT,X3,X4,XB,XP,XR,X5

X1 Ind. *E% N # #% = / 5 33% 3 1 33% 0 0
X2 Ind. *E% N # #% = / 10 100 1 1 100 0 0
XC Ind. *E% N # #% = / 10 100 1 1 100 0 0
X7 Ind. *E% N # #% = / 10 100 1 1 100 0 0



X2 Ind. *E% N # #% = / 10 100 1 1 100 0 0

