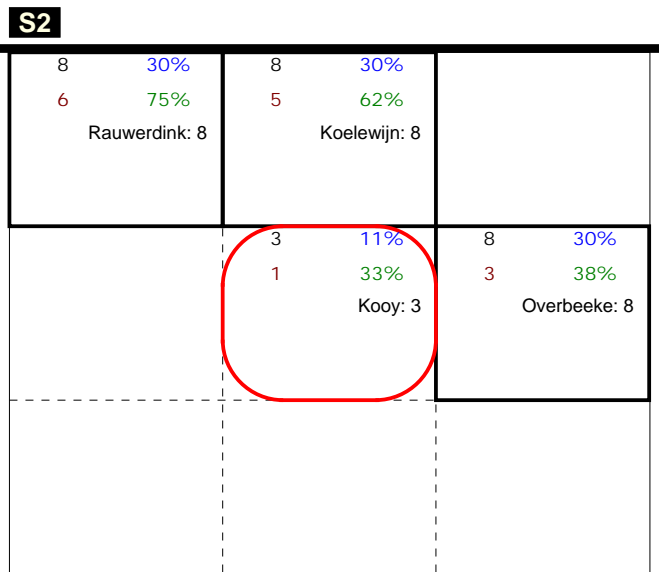


# S in 2

Total Zone Chart analysis

NETHERLANDS 2014 | Atk after Rec | Setter in 2 | OR[\* R #,] OR[\* R +,1];:1



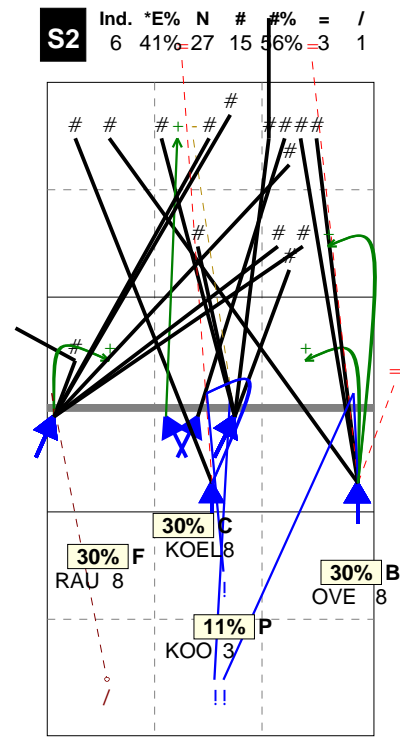
Total Analysis by players

NETHERLANDS 2014 | Player detail | Reception | Setter in 2 | ;:1

Player	Skill	Type	S	Set	Ind	*E%	Tot	=	%	BP	pS	/	%	BP	pS	-	%	!	%	+	%	#	%	BP	pS
Team	Reception		2		4	57%	47	4	9%	4	.	.	.	.	.	9	19%	7	15%	17	36%	10	21%	.	.
7 JORNA					6	67%	9	.	.	.	.	.	.	.	.	1	11%	2	22%	3	33%	3	33%	.	.
10 RAUWERD					3	50%	18	3	17%	3	.	.	.	.	.	2	11%	4	22%	7	39%	2	11%	.	.
11 KOOY					5	63%	19	1	5%	1	.	.	.	.	.	6	32%	.	.	7	37%	5	26%	.	.
15 KOELEWIJ					.	.	1	.	.	.	.	.	.	.	.	.	.	1	100%	.	.	.	.	.	.

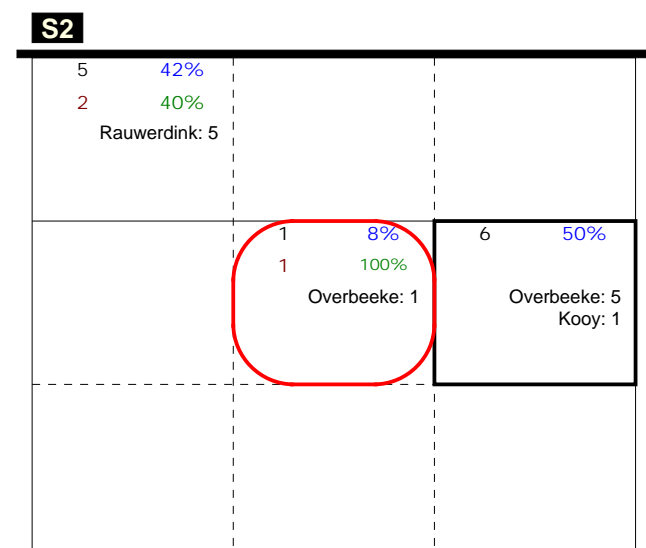
Total Direction Chart analysis

NETHERLANDS 2014 | Atk after Rec | Setter in 2 | OR[\* R #,1][\* R +,1];:1



Total Zone Chart analysis

NETHERLANDS 2014 | Transition | Setter in 2 | AND[\* D #,7][



Total Direction Chart analysis

NETHERLANDS 2014 | Transition | Setter in 2 | AND[\* D #,7][ AO PR 3,6][ AO

