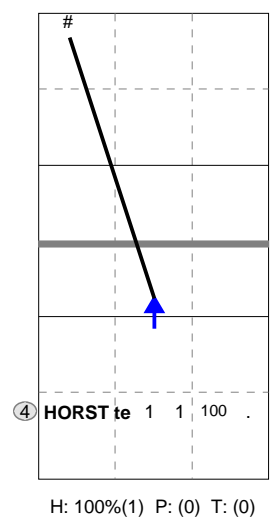
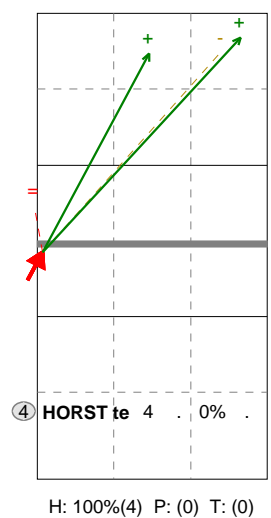
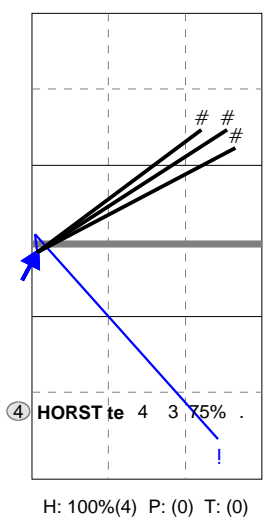


NETHERLANDS 2014	3	19	14	25	25	16	99	06/13/20	World League	Pool E
Czech Republic	2	25	25	18	17	14	99			

Direction Chart analysis

NETHERLANDS 2014 | 4 HORST ter | Atk after Rec | (XF,X2,X1,XM,XG,XC,X7,PP,X9,XT,X3,X4,XB,XP,XR,X5,X0,X6,X8,CB,CF,CD,C5,C0,C6,C8,V5,V0,V6,

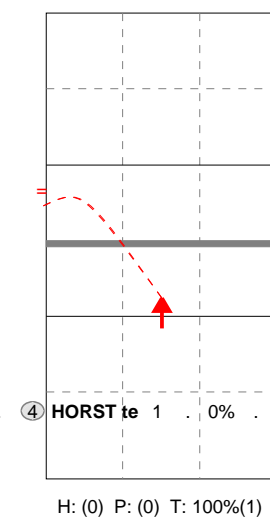
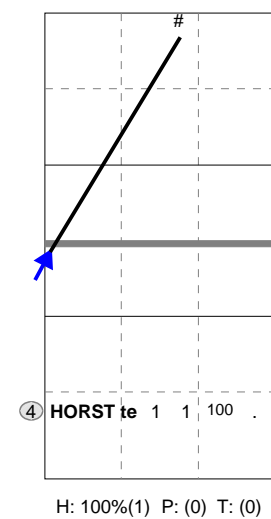
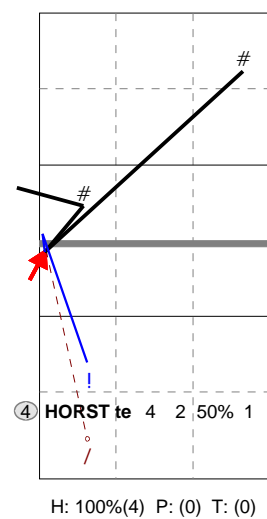
<b>X5</b>	Ind.	*E%	N	#	##	=	/	<b>V5</b>	Ind.	*E%	N	#	##	=	/	<b>XP</b>	Ind.	*E%	N	#	##	=	/
	8	75%	4	3	75%	0	0		4	-25	4	0	0%	1	0		10	100	1	1	100	0	0



Direction Chart analysis

NETHERLANDS 2014 | 4 HORST ter | Transition | (XF,X2,X1,XM,XG,XC,X7,PP,X9,XT,X3,X4,XB,XP,XR,X5,X0,X6,X8,CB,CF,CD,C5,C0,C6,C8,V5,V0,V6,V8,V

<b>V5</b>	Ind.	*E%	N	#	##	=	/	<b>X5</b>	Ind.	*E%	N	#	##	=	/	<b>VP</b>	Ind.	*E%	N	#	##	=	/
	5	25%	4	2	50%	0	1		10	100	1	1	100	0	0		.	-100	1	0	0%	1	0



Ind.	*E%	N	#	##	=	/
3	33%	6	1	17%	0	0

