

NETHERLANDS 2014	3	19	14	25	25	16	99	06/13/20	World League	Pool E
Czech Republic	2	25	25	18	17	14	99			

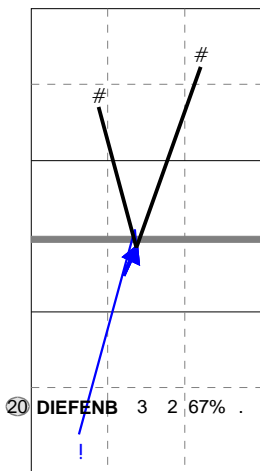
Direction Chart analysis

NETHERLANDS 2014 | 20 DIEFENBACH | Atk after Rec | Setter in 1,5,4,2

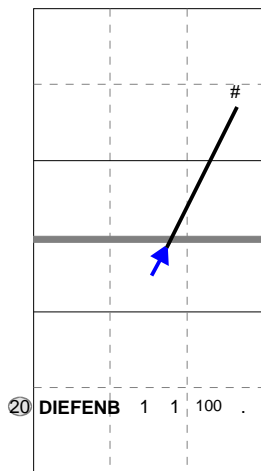
Direction Chart analysis

NETHERLANDS 2014 | 20 DIEFENBACH

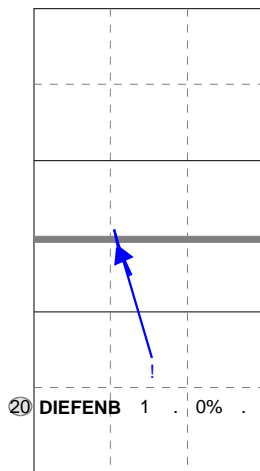
XC	Ind.	*E%	N	#	##	=	/	X1	Ind.	*E%	N	#	##	=	/	X7	Ind.	*E%	N	#	##	=	/
	7	67%	3	2	67%	0	0		10	100	1	1	100	0	0		.	.	1	0	0%	0	0



H: 100%(3) P: (0) T: (0)



H: 100%(1) P: (0) T: (0)

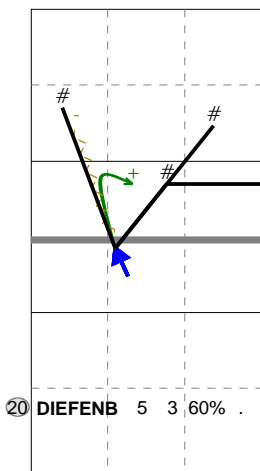


H: 100%(1) P: (0) T: (0)

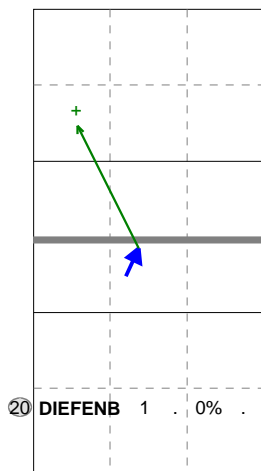
Direction Chart analysis

NETHERLANDS 2014 | 20 DIEFENBACH | Transition | AND[*~~AO,6] | (XF,X2,X1,XM,XG,XC,XD,X7,PP,X9,XT)

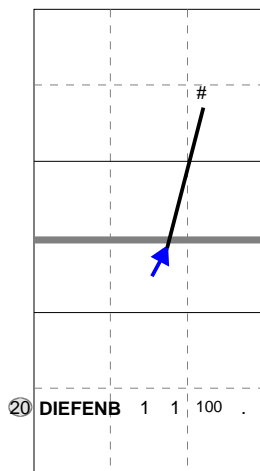
X7	Ind.	*E%	N	#	##	=	/	XC	Ind.	*E%	N	#	##	=	/	X1	Ind.	*E%	N	#	##	=	/
	8	60%	5	3	60%	0	0		5	.	1	0	0%	0	0		10	100	1	1	100	0	0



H: 60%(3) P: 20%(1) T: 20%(1)



H: 100%(1) P: (0) T: (0)



H: 100%(1) P: (0) T: (0)

Ind.	*E%	N	=	##	#	/	Ind.	*E%	N	=	##	#	/	Ind.	*E%	N	=	##	#	/	Ind.	*E%	N	=	##	#	/
4	40%	5	1	20%	0	0	6	100	4	0	0%	0	1	3	.	3	1	33%	0	0	4	.	1	0	0%	0	0

