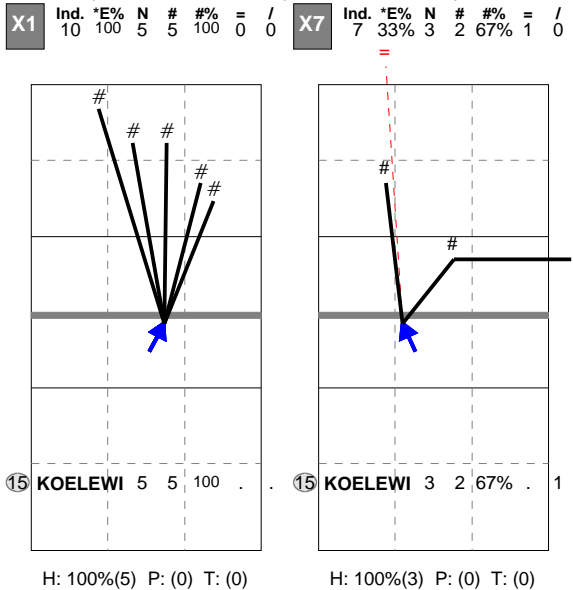


NETHERLANDS 2014	3	19	14	25	25	16	99	06/13/20	World League	Pool E
Czech Republic	2	25	25	18	17	14	99			

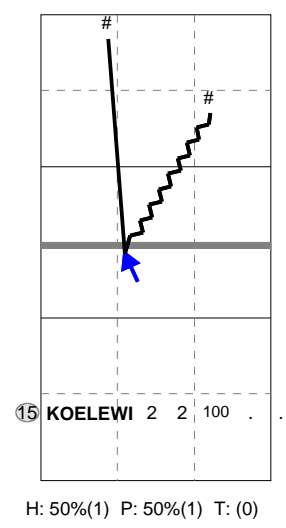
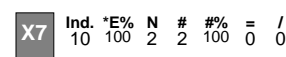
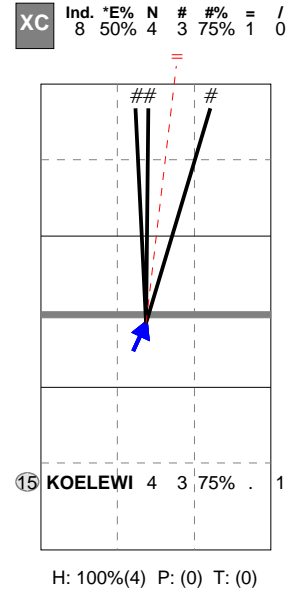
Direction Chart analysis

NETHERLANDS 2014 | 15 KOELEWIJN | Atk after Rec | Setter in 1,5,4,2



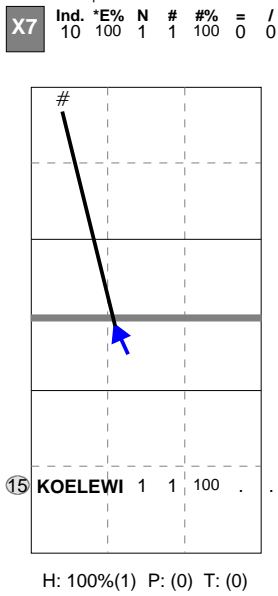
Direction Chart analysis

NETHERLANDS 2014 | 15 KOELEWIJN



Direction Chart analysis

NETHERLANDS 2014 | 15 KOELEWIJN | Transition | AND[\*~~AO,6] | (XF,X2,X1,XM,XG,XC,XD,X7,PP,X9,XT,



Ind.	*E%	N	=	#%	#	/
2	29%	7	1	14%	0	0

Ind.	*E%	N	=	#%	#	/
3	40%	5	1	20%	0	0

Ind.	*E%	N	=	#%	#	/
4	.	3	0	0%	0	0

Ind.	*E%	N	=	#%	#	/
2	.	2	1	50%	0	0

