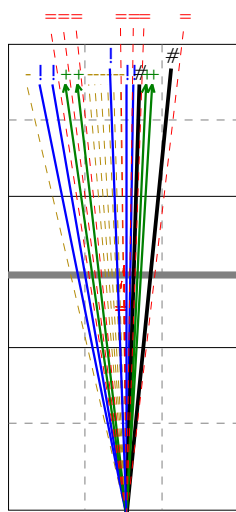



Total Direction Chart analysis

NETHERLANDS 2014 | 1 ABDELAZ
 Ind. *E% N = =% # /
 2 35% 31 13 42% 2 0




Total Direction Chart analysis

NETHERLANDS 2014 | 1 ABDELAZ
 Ind. *E% N = =% # /
 4 36% 22 2 9% 1 0



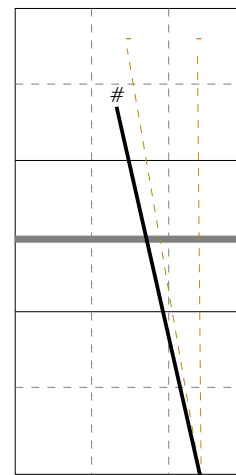
Total Direction Chart analysis

NETHERLANDS 2014 | 2 HASKAM
 Ind. *E% N = =% # /
 3 50% 10 0 0% 0 0



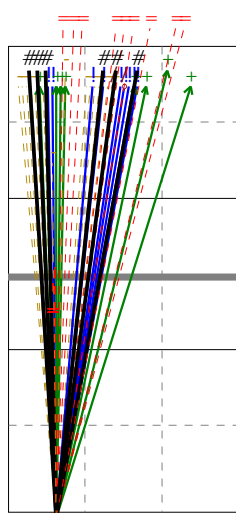
Total Direction Chart analysis

NETHERLANDS 2014 | 2 HASKAM
 Ind. *E% N = =% # /
 6 33% 3 0 0% 1 0




Total Direction Chart analysis

NETHERLANDS 2014 | 16 OVERBE
 Ind. *E% N = =% # /
 3 41% 61 19 31% 6 2

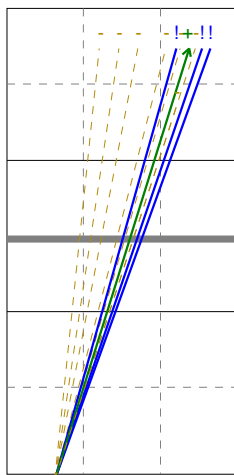


Total Direction Chart analysis

NETHERLANDS 2014 | 15 KOELEWIJN | Serve (Tense)
 Ind. *E% N = =% # /
 3 28% 25 2 8% 0 0

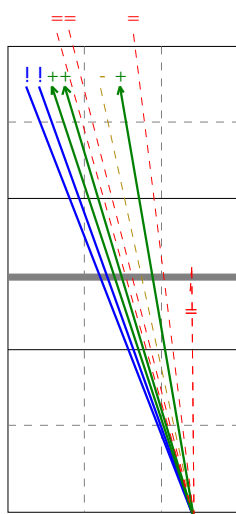


NETHERLANDS 2014 | 3 HASKAM | Serve (Tense)
 Ind. *E% N = =% # /
 3 36% 11 0 0% 0 0




NETHERLANDS 2014 | 10 RAUW

Ind. *E% N = =% # /
 2 45% 11 5 45% 0 0

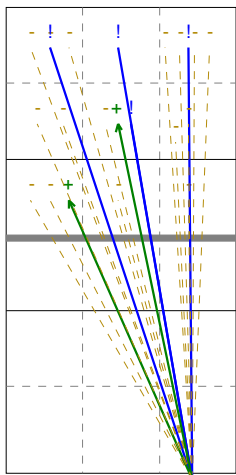


NETHERLANDS 2014 | 10 RAUWERDINK | Serve (Tense)

Ind. *E% N = =% # /
 3 34% 29 0 0% 0 0




NETHERLANDS 2014 | 4 HASKAM | Serve (Tense)
 Ind. *E% N = =% # /
 4 27% 22 0 0% 0 0



NETHERLANDS 2014 | 11 KOOY | Serve (Quick)

Ind. *E% N = =% # /
 4 48% 69 13 19% 9 1



NETHERLANDS 2014 | 3 HASKAM | Serve (Quick)
 Ind. *E% N = =% # /
 3 67% 3 1 33% 1 0

