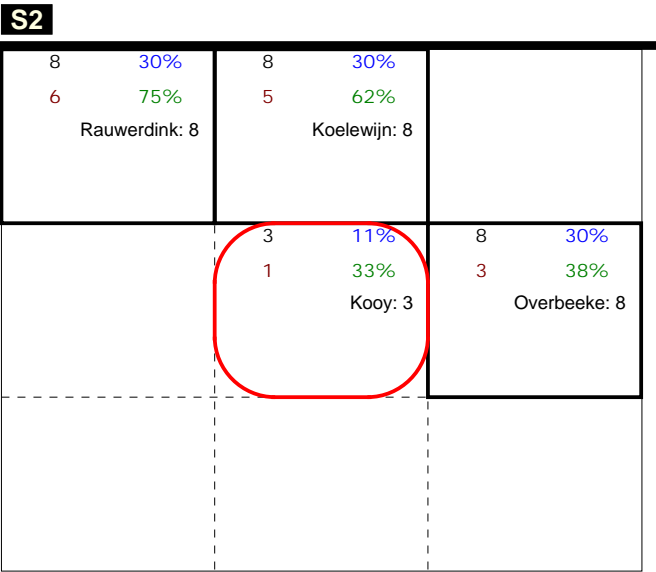


S in 2

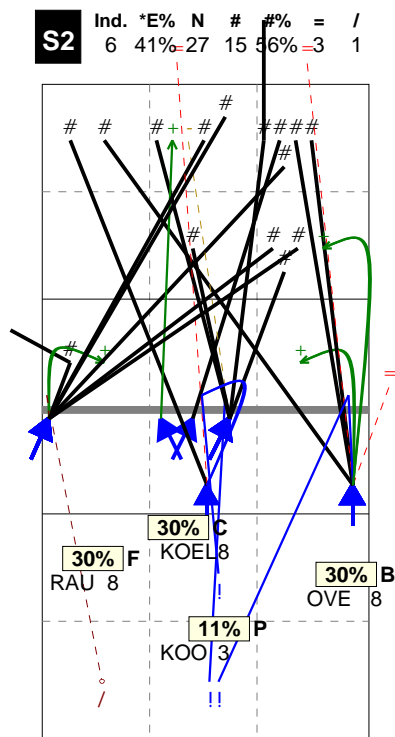
Total Zone Chart analysis

NETHERLANDS 2014 | Atk after Rec | Setter in 2 | OR[*~~R~#][*~~R~+,1



Total Direction Chart analysis

NETHERLANDS 2014 | Atk after Rec | Setter in 2 | OR[*~~R~#][*~~R~+,1



H: 85%(23) P: (0) T: 15%(4)

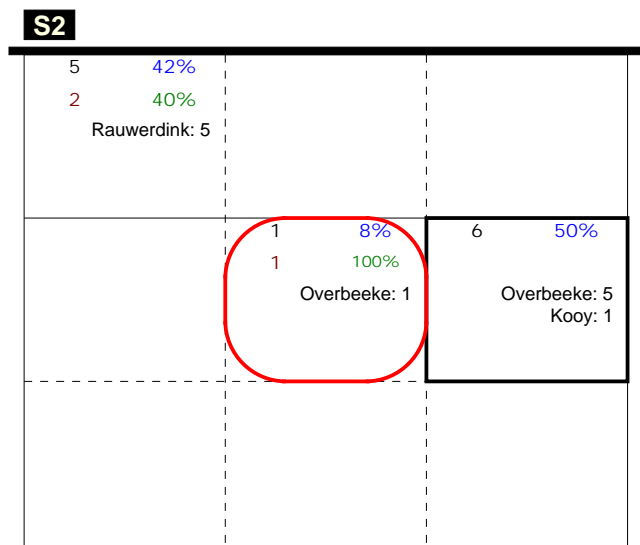
Total Analysis by players

NETHERLANDS 2014 | Player detail | Reception | Setter in 2 | :::[1]

Player	Skill	Type	S	Set	Ind	*E%	Tot	=	%	BP	pS	/	%	BP	pS	-	%	!	%	+	%	#	%	BP	pS	
Team	Reception		2		5	61%	44	2	5%	2	9	20%	6	14%	17	39%	10	23%	.	.
7 JORNA					6	67%	9	1	11%	2	22%	3	33%	3	33%	.	.
10 RAUWERD					4	56%	16	2	12%	2	2	12%	3	19%	7	44%	2	12%	.	.
11 KOOPY					5	67%	18	6	33%	.	.	7	39%	5	28%	.	.
15 KOELEWIJ					.	.	1	1	100%

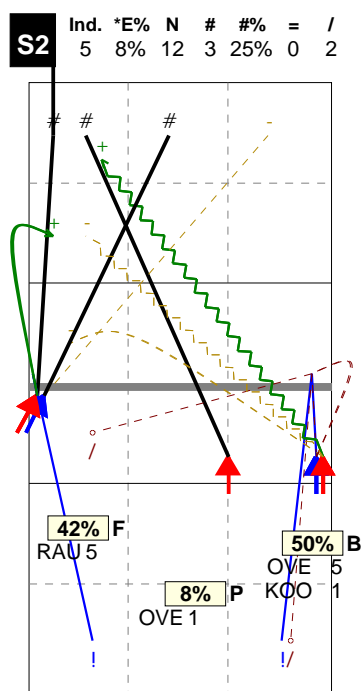
Total Zone Chart analysis

NETHERLANDS 2014 | Transition | Setter in 2 | AND[*~~D~#,7][*~~D~+,1



Total Direction Chart analysis

NETHERLANDS 2014 | Transition | Setter in 2 | AND[*~~D~#,7][*~~D~+,1



H: 58%(7) P: 17%(2) T: 25%(3)