

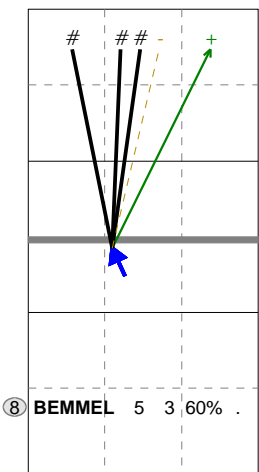
Total Direction Chart analysis

NETHERLANDS 2014 | 8 BEMMELEN van | Atk after Rec | Setter in 1,5,4,2

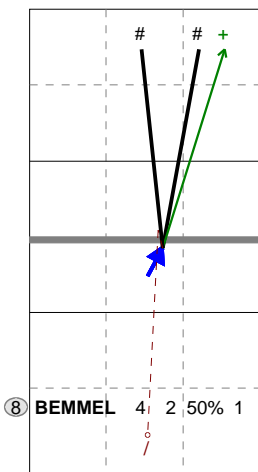
X7	Ind.	*E%	N	#	#%	=	/
	8	60%	5	3	60%	0	0

X1	Ind.	*E%	N	#	#%	=	/
	6	25%	4	2	50%	0	1

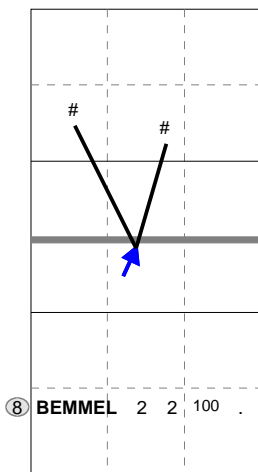
XC	Ind.	*E%	N	#	#%	=	/
	10	100	2	2	100	0	0



H: 100%(5) P: (0) T: (0)



H: 100%(4) P: (0) T: (0)

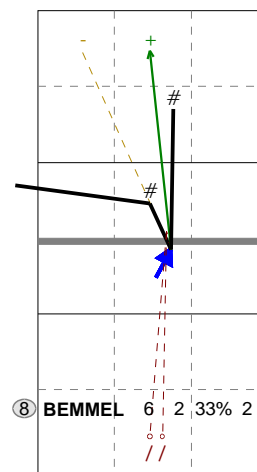


H: 100%(2) P: (0) T: (0)

Total Direction Chart analysis

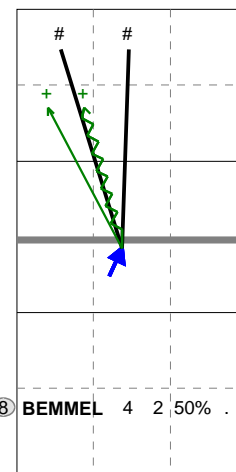
NETHERLANDS 2014 | 8 BEMMELEN va

X1	Ind.	*E%	N	#	#%	=	/
	5	.	6	2	33%	0	2



H: 100%(6) P: (0) T: (0)

XC	Ind.	*E%	N	#	#%	=	/
	8	50%	4	2	50%	0	0

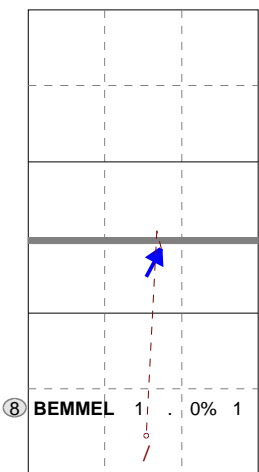


H: 75%(3) P: 25%(1) T: (0)

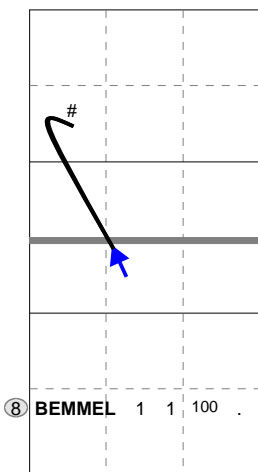
NETHERLANDS 2014 | 8 BEMMELEN van | Transition | AND[* AO,6] | (XF,X2,X1,XM,XG,XC,XD,X7,PP,X9,X1,

X1	Ind.	*E%	N	#	#%	=	/
	.	-100	1	0	0%	0	1

X7	Ind.	*E%	N	#	#%	=	/
	10	100	1	1	100	0	0



H: 100%(1) P: (0) T: (0)



H: (0) P: (0) T: 100%(1)

Ind.	*E%	N	=	#%	#	/
3	27%	51	12	24%	2	1

