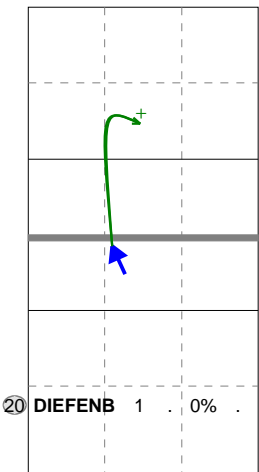


Total Direction Chart analysis

NETHERLANDS 2014 | 20 DIEFENBACH | Atk after Rec | Setter in 1,5,4,2

X7	Ind.	*E%	N	#	#%	=	/
5	.	1	0	0%	0	0	0

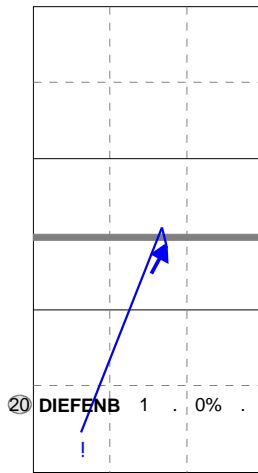


H: (0) P: (0) T: 100%(1)

Total Direction Chart analysis

NETHERLANDS 2014 | 20 DIEFENBACH | Atk after Rec

X1	Ind.	*E%	N	#	#%	=	/
.	.	1	0	0%	0	0	0



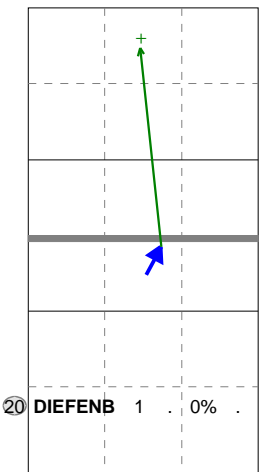
H: 100%(1) P: (0) T: (0)

X7	Ind.	*E%	N	#	#%	=	/
10	100	1	1	100	0	0	0

Total Direction Chart analysis

NETHERLANDS 2014 | 20 DIEFENBACH | Transition | AND[* ~ ~AO,6] | (XF,X2,X1,XM,XG,XC,XD,X7,PP,X9,XT

X1	Ind.	*E%	N	#	#%	=	/
5	.	1	0	0%	0	0	0



H: 100%(1) P: (0) T: (0)

Ind.	*E%	N	=	=%	#	/	Ind.	*E%	N	=	=%	#	/	Ind.	*E%	N	=	=%	#	/
1	25%	4	2	50%	0	0	5	25%	4	0	0%	0	0	2	50%	4	0	0%	0	0

