

KOREA 2014	2	33	19	24	28	18	122	06/05/20	World League	Pool E
Czech Republic	3	31	25	26	26	20	128	15.50.00	Ceske Budejovice	Home


# S in 5

### Zone Chart analysis

KOREA 2014 | Atk after Rec | Setter in 5 | OR[\* R #,1][\* R

#### S5

2	33%	2	33%	2	33%
1	50%	1	50%	1	50%
Jeon: 2		Choi: 2		Park: 2	



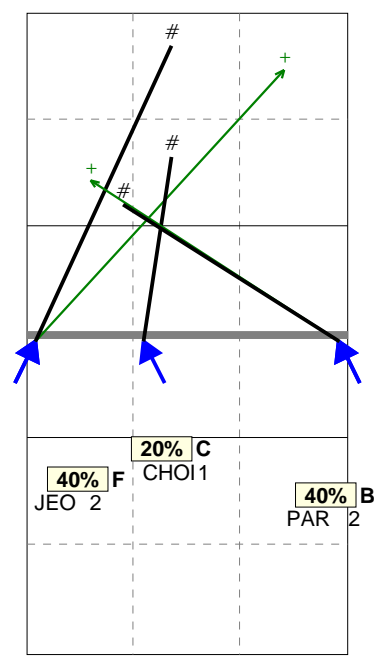
Total events    Total events %  
 Events #        Events # in %

### Direction Chart analysis

KOREA 2014 | Atk after Rec | Setter in 5 | OR[\* R #,1][\* R +,1];::[6]

#### S5

Ind.	*E%	N	#	##	=	/
8	60%	5	3	60%	0	0



H: 100%(5) P: (0) T: (0)

KOREA 2014 | Player detail | Reception | Setter in 5 | ::[6]

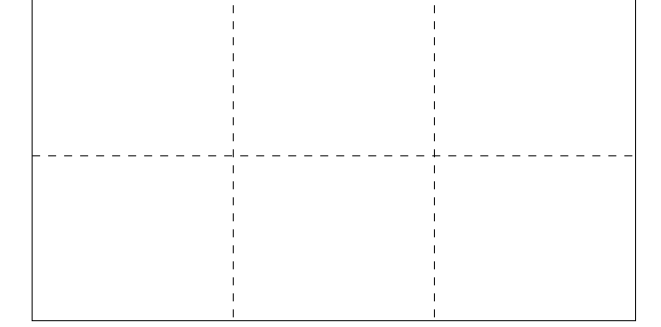
Player	Skill	Type	S	Set	Ind	*E%	Tot	=	%	BP	pS	/	%	BP	pS	-	%	!	%	+	%	#	%	BP	pS	
Team	Reception		5		4	46%	13	.	.	.	.	.	.	.	.	.	2	15%	5	38%	1	8%	5	38%	.	.
1 SONG					4	43%	7	.	.	.	.	.	.	.	.	.	1	14%	3	43%	1	14%	2	29%	.	.
9 KWAK					5	50%	2	.	.	.	.	.	.	.	.	.	.	.	1	50%	.	.	1	50%	.	.
14 LEE					3	33%	3	.	.	.	.	.	.	.	.	.	1	33%	1	33%	.	.	1	33%	.	.
15 KIM					10	100%	1	.	.	.	.	.	.	.	.	.	.	.	.	.	.	.	1	100%	.	.

### Zone Chart analysis

KOREA 2014 | Transition | Setter in 5 | AND[\* D #,7][ AO V3

#### S5

2	50%	1	25%	1	25%
2	100%	1	100%		
Jeon: 2		Choi: 1		Park: 1	



Total events    Total events %  
 Events #        Events # in %

### Direction Chart analysis

KOREA 2014 | Transition | Setter in 5 | AND[\* D #,7][ AO V3 3,6][ AO PR 3,

#### S5

Ind.	*E%	N	#	##	=	/
9	75%	4	3	75%	0	0

