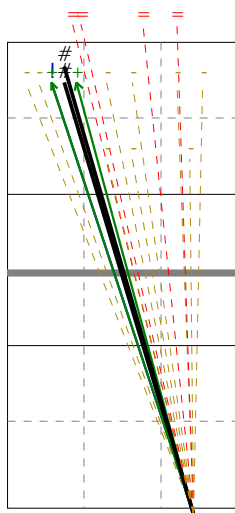


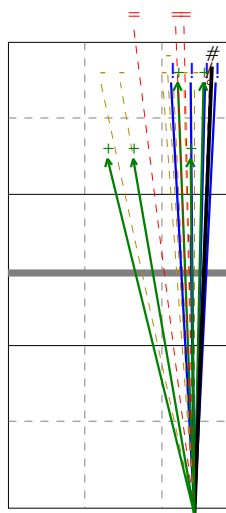
Total Direction Chart analysis

KOREA 2014 | 1 SONG | Serve
 Ind. *E% N = =% # /
 4 28% 18 4 22% 2 0



Total Direction Chart analysis

KOREA 2014 | 12 JEON | Ser
 Ind. *E% N = =% # /
 4 55% 22 3 14% 1 1

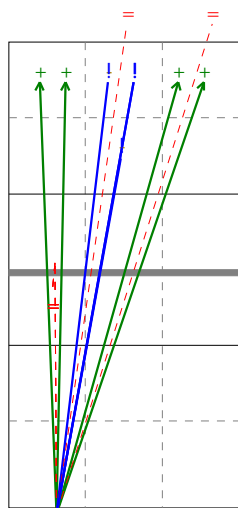


Total Direction Chart analysis

KOREA 2014 | 9 KWAK | Serve

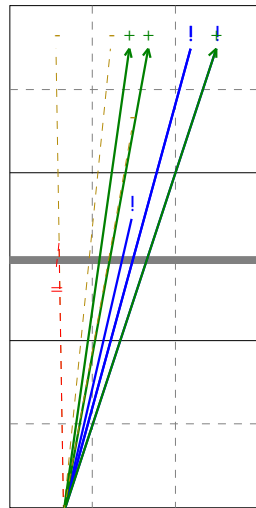
Total Direction Chart analysis

KOREA 2014 | 13 PARK | Ser
 Ind. *E% N = =% # /
 2 50% 16 6 38% 0 0



Total Direction Chart analysis

KOREA 2014 | 15 KIM | Ser
 Ind. *E% N = =% # /
 3 64% 11 1 9% 0 0



Total Direction Chart analysis

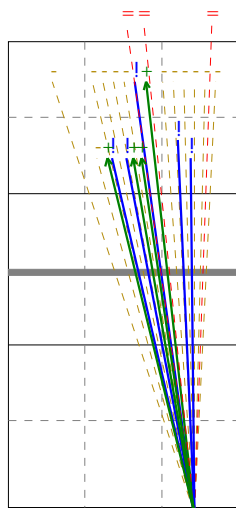
KOREA 2014 | 6 LEE | Serve (

Total Direction Chart analysis

KOREA 2014 | 2 HAN | Serve


Total Direction Chart analysis

KOREA 2014 | 8 PARK | Serve
 Ind. *E% N = =% # /
 3 38% 24 3 12% 0 0



Total Direction Chart analysis

KOREA 2014 | 11 CHOI | Serve
 Ind. *E% N = =% # /
 3 54% 24 2 8% 0 0



Total Direction Chart analysis

KOREA 2014 | 18 HA | Serve