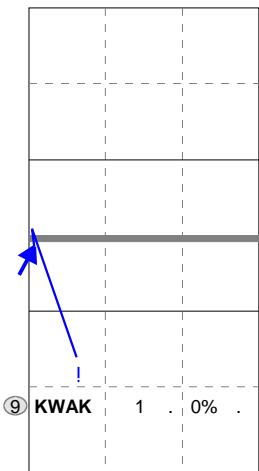


Total Direction Chart analysis

KOREA 2014 | 9 KWAK | Atk after Rec | (XF,X2,X1,XM,XG,XC,X7,PP,X9,XT,X3,X4,XB,XP,XR,X5,X0,X6,X8,CB,CF,CD,C5,C0,C6,C8,V5,V0,V6,V8,VB,VP,VR)

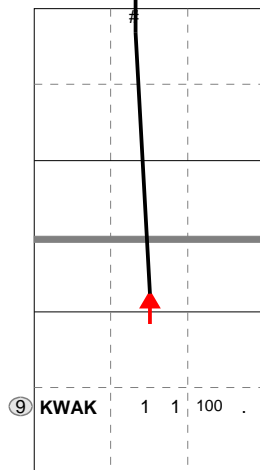
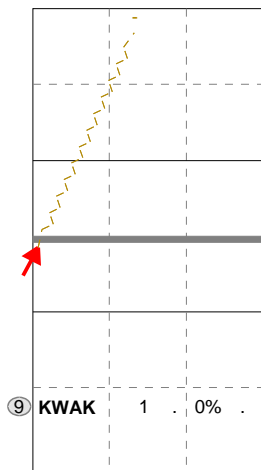
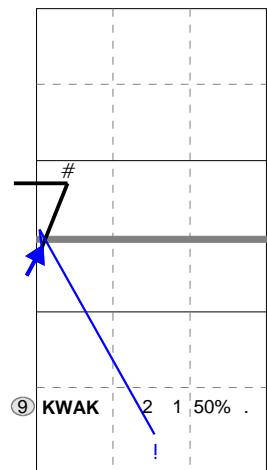
X5 Ind. *E% N # #% = /
 . . 1 0 0% 0 0



Total Direction Chart analysis

KOREA 2014 | 9 KWAK | Transition | (XF,X2,X1,XM,XG,XC,X7,PP,X9,XT,X3,X4,XB,XP,XR,X5,X0,X6,X8,CB,CF,CD,C5,C0,C6,C8,V5,V0,V6,V8,VB,VP,VR)

X5 Ind. *E% N # #% = / | **V5** Ind. *E% N # #% = / | **VP** Ind. *E% N # #% = /
 5 50% 2 1 50% 0 0 | 5 . 1 0 0% 0 0 | 10 100 1 1 100 0 0



Ind. *E% N # = % # /
 4 38% 8 0 0% 1 0

