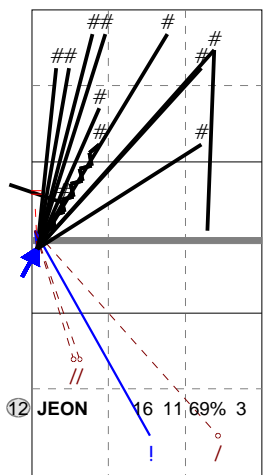


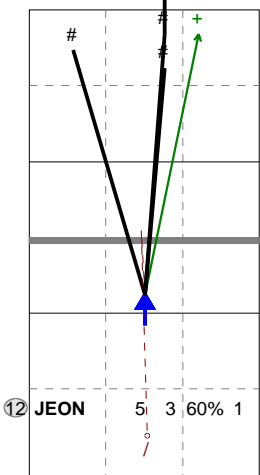
Total Direction Chart analysis

KOREA 2014 | 12 JEON | Atk after Rec | (XF,X2,X1,XM,XG,XC,X7,PP,X9,XT,X3,X4,XB,XP,XR,X5,X0,X6,X8,CB,CF,CD,C5,C0,C6,C8,V5,V0,V6,V8,VB,VP,V

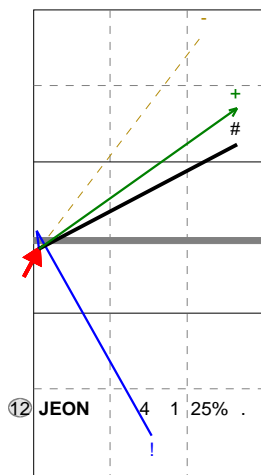
X5	Ind. *E% N # #% = /	XP	Ind. *E% N # #% = /	V5	Ind. *E% N # #% = /	X0	Ind. *E% N # #% = /	V0	Ind. *E% N # #% = /
	7 44% 16 11 69% 1 / 3		7 40% 5 3 60% 0 / 1		5 25% 4 1 25% 0 / 0		5 . 2 1 50% 1 / 0		5 50% 2 1 50% 0 / 0



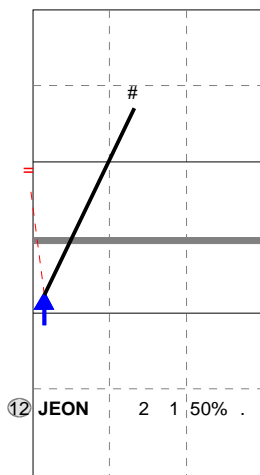
H: 94%(15) P: 6%(1) T: (0)



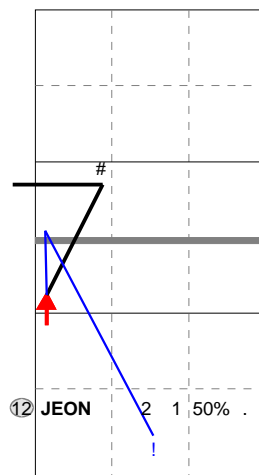
H: 100%(5) P: (0) T: (0)



H: 100%(4) P: (0) T: (0)



H: 100%(2) P: (0) T: (0)

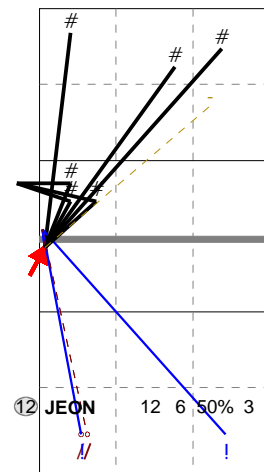


H: 100%(2) P: (0) T: (0)

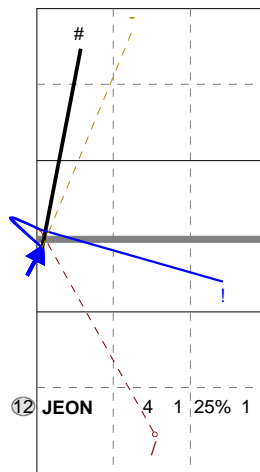
Total Direction Chart analysis

KOREA 2014 | 12 JEON | Transition | (XF,X2,X1,XM,XG,XC,X7,PP,X9,XT,X3,X4,XB,XP,XR,X5,X0,X6,X8,CB,CF,CD,C5,C0,C6,C8,V5,V0,V6,V8,VB,VP,VR)

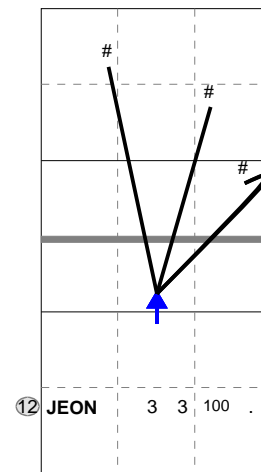
V5	Ind. *E% N # #% = /	X5	Ind. *E% N # #% = /	XP	Ind. *E% N # #% = /	VB	Ind. *E% N # #% = /
	5 25% 12 6 50% 0 / 3		4 . 4 1 25% 0 / 1		10 100 3 3 100 0 / 0		. -100 1 0 0% 0 / 1



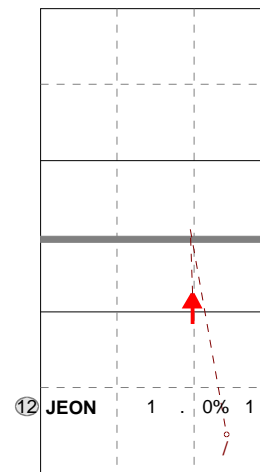
H: 92%(11) P: 8%(1) T: (0)



H: 75%(3) P: (0) T: 25%(1)



H: 67%(2) P: (0) T: 33%(1)



H: 100%(1) P: (0) T: (0)

Ind. *E% N # #% = /
4 55% 22 3 14% 1 / 1

Ind. *E% N # #% = /
. 1 1 100 0 / 0

