

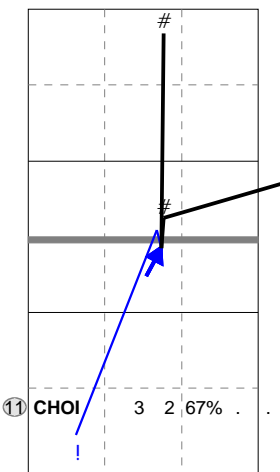
Total Direction Chart analysis

KOREA 2014 | 11 CHOI | Atk after Rec | Setter in 1,5,4,2

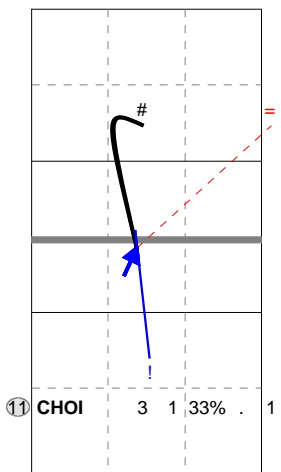
X1	Ind.	*E%	N	#	#%	=	/
	7	67%	3	2	67%	0	0

XC	Ind.	*E%	N	#	#%	=	/
	3	.	3	1	33%	1	0

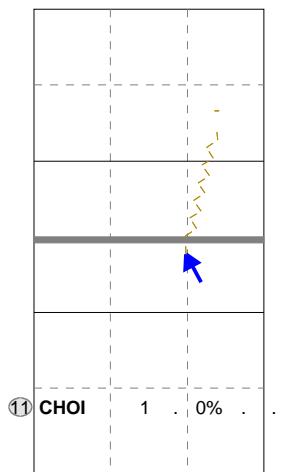
X2	Ind.	*E%	N	#	#%	=	/
	5	.	1	0	0%	0	0



H: 100%(3) P: (0) T: (0)



H: 67%(2) P: (0) T: 33%(1)

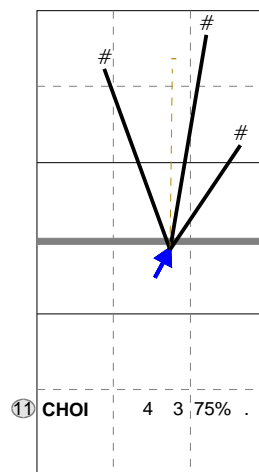


H: (0) P: 100%(1) T: (0)

Total Direction Chart analysis

KOREA 2014 | 11 CHOI | Atk after R

X1	Ind.	*E%	N	#	#%	=	/
	9	75%	4	3	75%	0	0

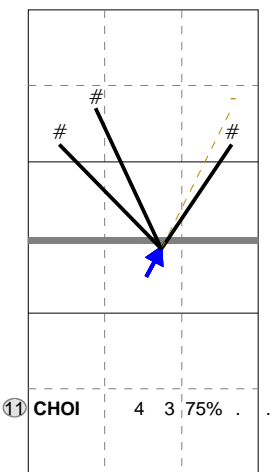


H: 100%(4) P: (0) T: (0)

Total Direction Chart analysis

KOREA 2014 | 11 CHOI | Transition | AND[*--AO,6] | (XF,X2,X1,XM,XG,XC,XD,X7,PP,X9,XT,X3,X4,XB,XP,XR

X1	Ind.	*E%	N	#	#%	=	/
	9	75%	4	3	75%	0	0



H: 100%(4) P: (0) T: (0)

Ind.	*E%	N	=	#	/
3	54%	24	2	8%	0 0

