PORTUGAL 2014	3	25	19	25	25		94	05/31/20	World League	Pool E
Czech Republic	1	23	25	18	20		86	17.00.00	Povoa de Varzim	Away

Direction Chart analysis

PORTUGAL 2014 | 12 JOAO | Atk after Rec | Setter in 1,5,4,2 | ;;;[17]

	Ind.	*E%	N	#	#%	=	/
XC	8	50%	2	1	50%	0	0
X7	8	50%	2	1	50%	0	0

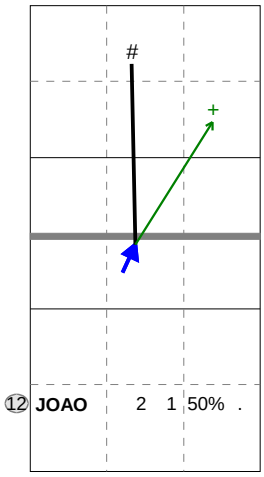

H: 100%(2) P: (0) T: (0)

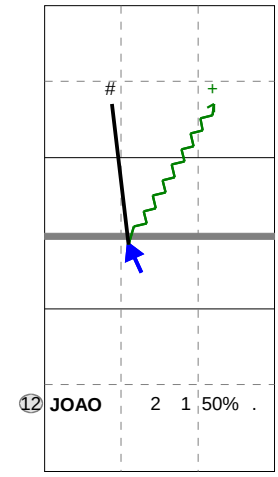

H: 50%(1) P: 50%(1) T: (0)

Direction Chart analysis

PORTUGAL 2014 | 12 JOAO | Atk aft

	Ind.	*E%	N	#	#%	=	/
XC	10	100	2	2	100	0	0

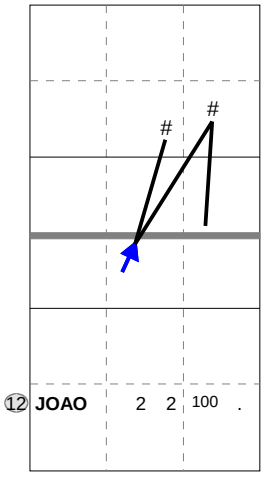

H: 100%(2) P: (0) T: (0)

	Ind.	*E%	N	#	#%	=	/
X7	8	50%	2	1	50%	0	0

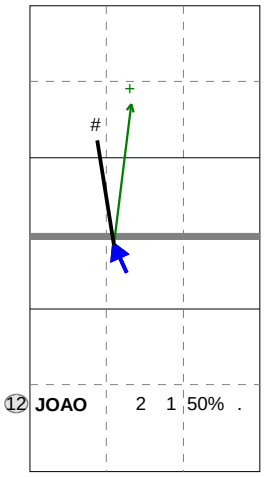

H: 100%(2) P: (0) T: (0)

Direction Chart analysis

PORTUGAL 2014 | 12 JOAO | Transition | AND[*~~AO,6];;;[17] | (XF,X2,X1,XM,XG,XC,XD,X7,PP,X9,XT,X3,X

	Ind.	*E%	N	#	#%	=	/
XC	10	100	2	2	100	0	0
X7	10	100	2	2	100	0	0
X1	·	-100	1	0	0%	1	0

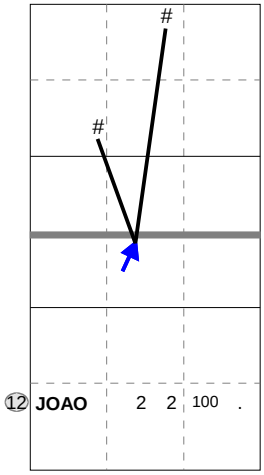

H: 100%(2) P: (0) T: (0)

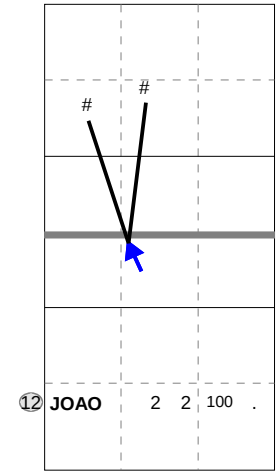

H: 100%(2) P: (0) T: (0)

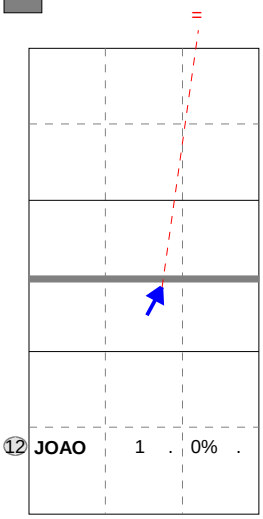

H: 100%(1) P: (0) T: (0)

Ind.	*E%	N	=	=%	#	/
4	38%	8	1	12%	1	0



Ind.	*E%	N	=	=%	#	/
2	25%	4	1	25%	0	0

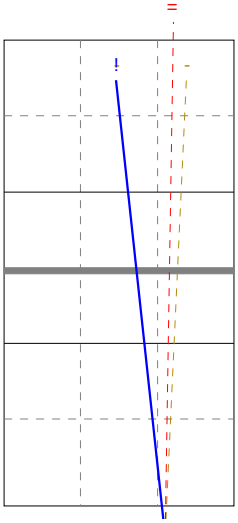

Ind.	*E%	N	=	=%	#	/
4	·	2	0	0%	0	0

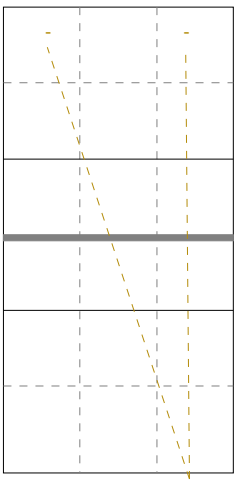
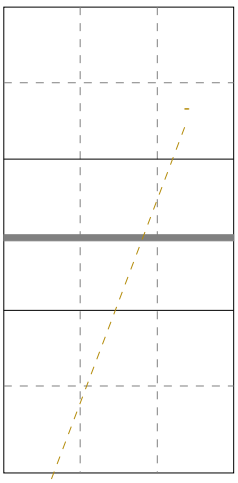
Ind.	*E%	N	=	=%	#	/
4	·	1	0	0%	0	0