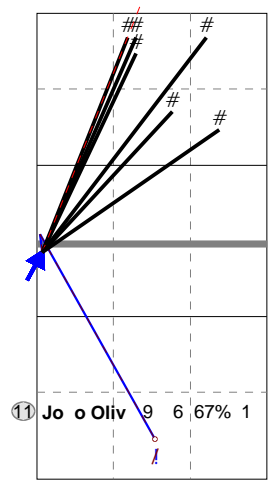


|                |   |    |    |    |    |    |          |                 |        |
|----------------|---|----|----|----|----|----|----------|-----------------|--------|
| PORTUGAL 2014  | 3 | 25 | 19 | 25 | 25 | 94 | 05/31/20 | World League    | Pool E |
| Czech Republic | 1 | 23 | 25 | 18 | 20 | 86 | 17.00.00 | Povoa de Varzim | Away   |

Direction Chart analysis

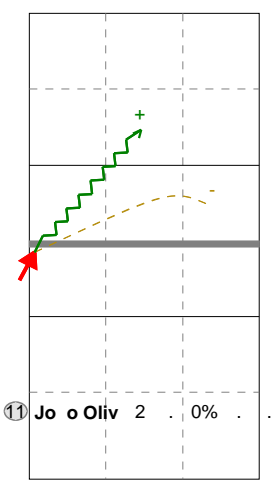
PORTUGAL 2014 | 11 Jo o Oliveira | Atk after Rec | :::[17] | (XF,X2,X1, XM,XG,XC,X7,PP,X9,XT,X3,X4,XB,XP,XR,X5,X0,X6,X8,CB,CF,CD,C5,C0,C6,C

|           |      |     |   |   |     |   |   |           |      |     |   |   |    |   |   |
|-----------|------|-----|---|---|-----|---|---|-----------|------|-----|---|---|----|---|---|
| <b>X5</b> | Ind. | *E% | N | # | #%  | = | / | <b>V5</b> | Ind. | *E% | N | # | #% | = | / |
|           | 7    | 44% | 9 | 6 | 67% | 1 | 1 |           | 5    | .   | 2 | 0 | 0% | 0 | 0 |



11 Jo o Oliv 9 6 67% 1 1

H: 100%(9) P: (0) T: (0)



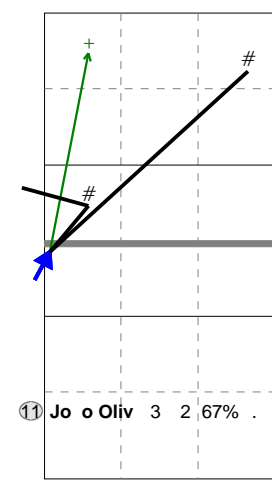
11 Jo o Oliv 2 . 0% . .

H: (0) P: 50%(1) T: 50%(1)

Direction Chart analysis

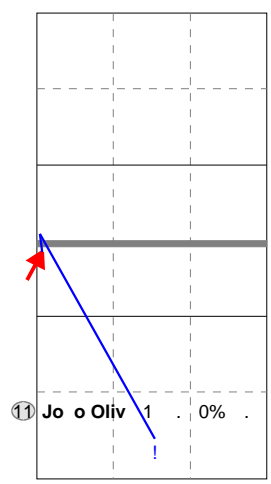
PORTUGAL 2014 | 11 Jo o Oliveira | Transition | :::[17] | (XF,X2,X1, XM,XG,XC,X7,PP,X9,XT,X3,X4,XB,XP,XR,X5,X0,X6,X8,CB,CF,CD,C5,C0,C6,C8,V5,

|           |      |     |   |   |     |   |   |           |      |     |   |   |    |   |   |           |      |      |   |   |    |   |   |
|-----------|------|-----|---|---|-----|---|---|-----------|------|-----|---|---|----|---|---|-----------|------|------|---|---|----|---|---|
| <b>X5</b> | Ind. | *E% | N | # | #%  | = | / | <b>V5</b> | Ind. | *E% | N | # | #% | = | / | <b>VP</b> | Ind. | *E%  | N | # | #% | = | / |
|           | 8    | 67% | 3 | 2 | 67% | 0 | 0 |           | .    | .   | 1 | 0 | 0% | 0 | 0 |           | .    | -100 | 1 | 0 | 0% | 0 | 1 |



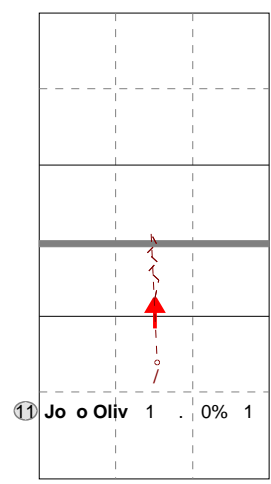
11 Jo o Oliv 3 2 67% . .

H: 100%(3) P: (0) T: (0)



11 Jo o Oliv 1 . 0% . .

H: 100%(1) P: (0) T: (0)



11 Jo o Oliv 1 . 0% 1 .

H: (0) P: 100%(1) T: (0)

|      |     |   |   |     |   |      |     |   |   |     |   |
|------|-----|---|---|-----|---|------|-----|---|---|-----|---|
| Ind. | *E% | N | = | #   | / | Ind. | *E% | N | = | #   | / |
| 2    | 25% | 4 | 1 | 25% | 0 | 2    | .   | 4 | 2 | 50% | 0 |

