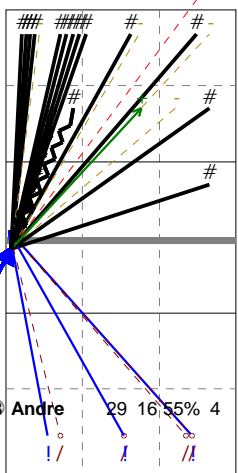


Total Direction Chart analysis

PORTUGAL 2014 | 18 Andre | Atk after Rec | :::[17] | (XF,X2,X1,XM,XG,XC,X7,PP,X9,XT,X3,X4,XB,XP,XR,X5,X0,X6,X8,CB,CF,CD,C5,C0,C6,C8,V5,V

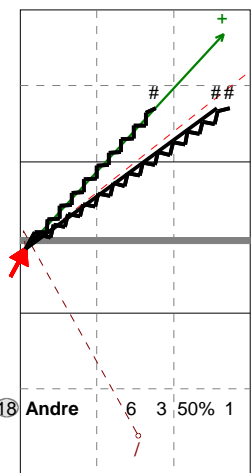
X5	Ind.	*E%	N	#	#%	=	/
	6	38%	29	16	55%	1	4

V5	Ind.	*E%	N	#	#%	=	/
	6	17%	6	3	50%	1	1



18 Andre 29 16 55% 4 1

H: 90%(26) P: 10%(3) T: (0)



18 Andre 6 3 50% 1 1

H: 67%(4) P: 33%(2) T: (0)

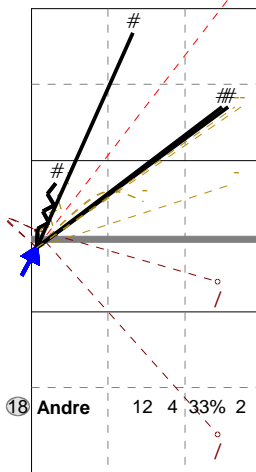
Total Direction Chart analysis

PORTUGAL 2014 | 18 Andre | Transition | :::[17] | (XF,X2,X1,XM,XG,XC,X7,PP,X9,XT,X3,X4,XB,XP,XR,X5,X0,X6,X8,CB,CF,CD,C5,C0,C6,C8,V5,V0,V6,

X5	Ind.	*E%	N	#	#%	=	/
	5	8%	12	4	33%	1	2

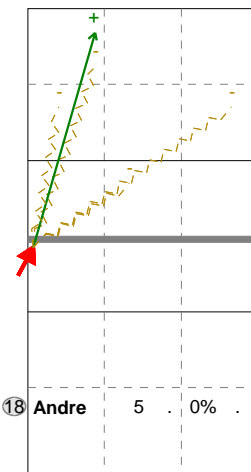
V5	Ind.	*E%	N	#	#%	=	/
	5	.	5	0	0%	0	0

VP	Ind.	*E%	N	#	#%	=	/
	5	.	1	0	0%	0	0



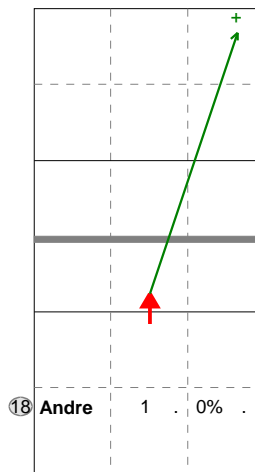
18 Andre 12 4 33% 2 1

H: 67%(8) P: 17%(2) T: 17%(2)



18 Andre 5 . 0% . .

H: 20%(1) P: 80%(4) T: (0)



18 Andre 1 . 0% . .

H: 100%(1) P: (0) T: (0)

Ind.	*E%	N	=	#%	#	/
4	48%	52	16	31%	6	3

