

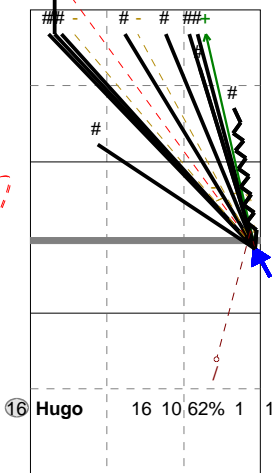
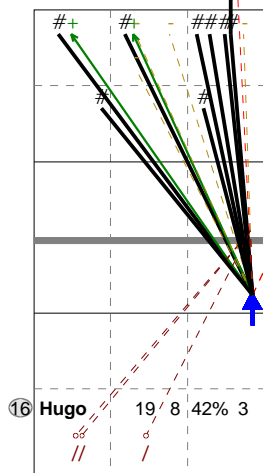
Total Direction Chart analysis

PORTUGAL 2014 | 16 Hugo |

Atk after Rec | :::[17] |

X8 Ind. *E% N # #% = /
6 16% 19 8 42% 2 / 3

X6 Ind. *E% N # #% = /
8 50% 16 10 62% 1 / 1

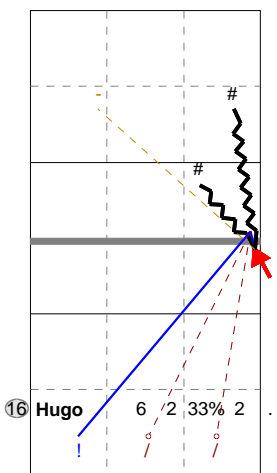
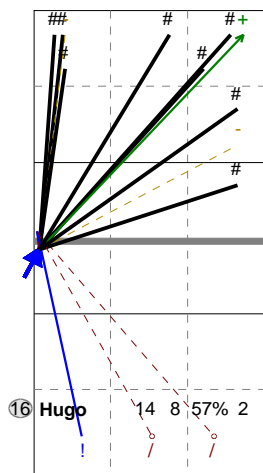


H: 95%(18) P: (0) T: 5%(1)

H: 88%(14) P: 6%(1) T: 6%(1)

X5 Ind. *E% N # #% = /
7 43% 14 8 57% 0 / 2

V6 Ind. *E% N # #% = /
4 6 2 33% 0 / 2

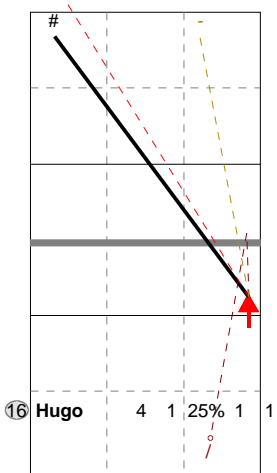
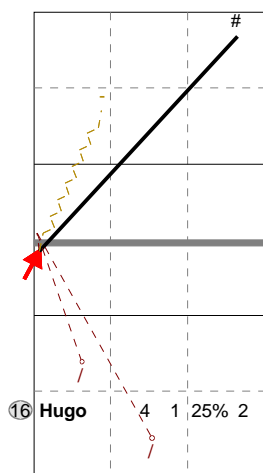


H: 100%(14) P: (0) T: (0)

H: 67%(4) P: 33%(2) T: (0)

V5 Ind. *E% N # #% = /
4 -25 4 1 25% 0 / 2

V8 Ind. *E% N # #% = /
4 -25 4 1 25% 1 / 1



H: 75%(3) P: 25%(1) T: (0)

H: 100%(4) P: (0) T: (0)

Total Direction Chart analysis

PORTUGAL 2014 | 16 Hugo |

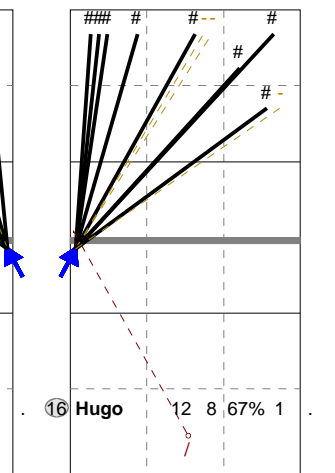
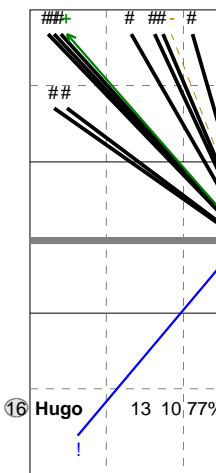
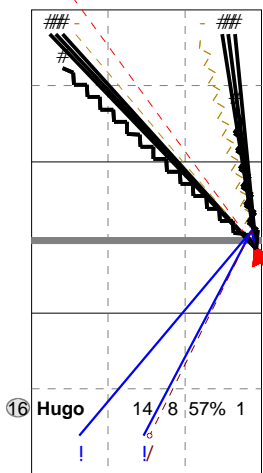
Transition | :::[17] |

(XF,X2,X1,XM,XG,XC,X7,PP,X9,XT,

V6 Ind. *E% N # #% = /
6 43% 14 8 57% 1 / 1

X6 Ind. *E% N # #% = /
8 77% 13 10 77% 0 / 0

X5 Ind. *E% N # #% = /
8 58% 12 8 67% 0 / 1



H: 79%(11) P: 21%(3) T: (0)

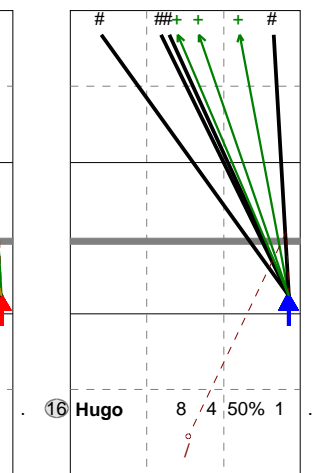
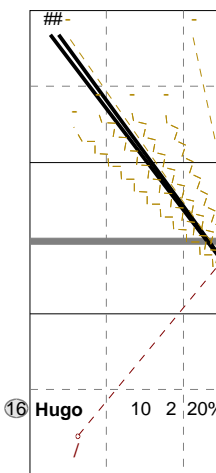
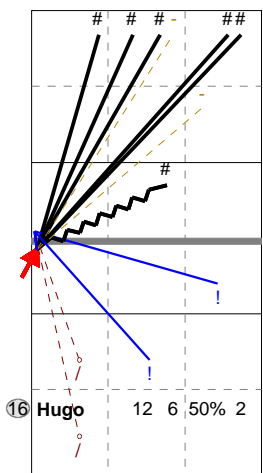
H: 100%(13) P: (0) T: (0)

H: 100%(12) P: (0) T: (0)

V5 Ind. *E% N # #% = /
6 33% 12 6 50% 0 / 2

V8 Ind. *E% N # #% = /
6 10% 10 2 20% 0 / 1

X8 Ind. *E% N # #% = /
7 38% 8 4 50% 0 / 1



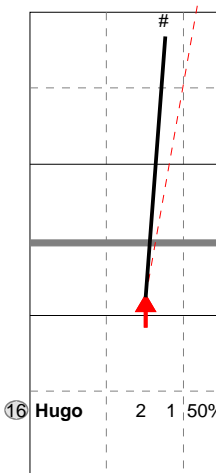
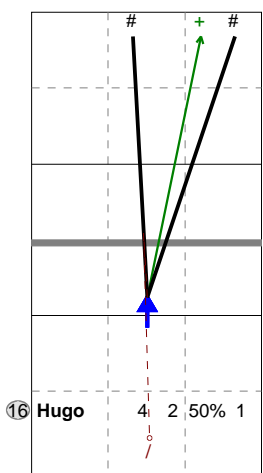
H: 75%(9) P: 25%(3) T: (0)

H: 60%(6) P: 40%(4) T: (0)

H: 100%(8) P: (0) T: (0)

XP Ind. *E% N # #% = /
6 25% 4 2 50% 0 / 1

VP Ind. *E% N # #% = /
5 2 1 50% 1 / 0



H: 100%(4) P: (0) T: (0)

H: 100%(2) P: (0) T: (0)