

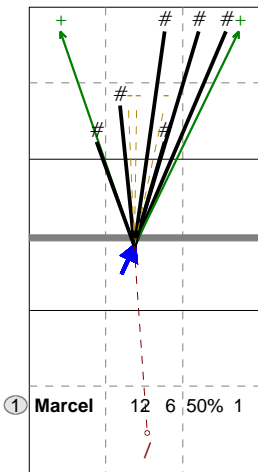
Total Direction Chart analysis

PORTUGAL 2014 | 1 Marcel | Atk after Rec | Setter in 1,5,4,2 | :::[17]

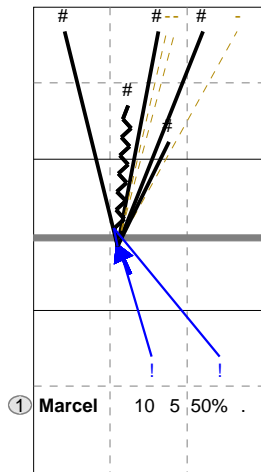
XC	Ind.	*E%	N	#	#%	=	/
	7	42%	12	6	50%	0	1

X7	Ind.	*E%	N	#	#%	=	/
	6	50%	10	5	50%	0	0

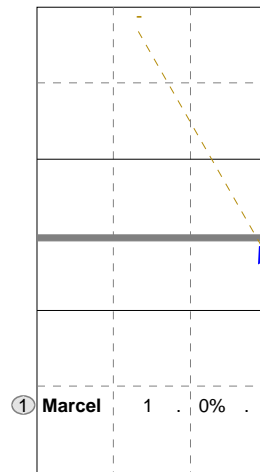
X6	Ind.	*E%	N	#	#%	=	/
	5	.	1	0	0%	0	0



H: 100%(12) P: (0) T: (0)



H: 90%(9) P: 10%(1) T: (0)

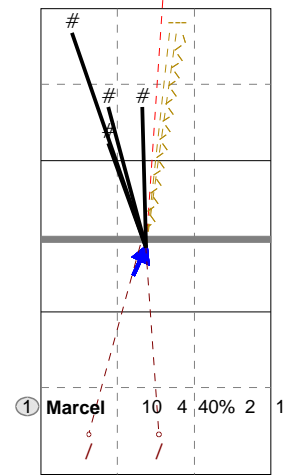


H: 100%(1) P: (0) T: (0)

Total Direction Chart analysis

PORTUGAL 2014 | 1 Marcel | Atk aft

XC	Ind.	*E%	N	#	#%	=	/
	6	10%	10	4	40%	1	2



H: 90%(9) P: 10%(1) T: (0)

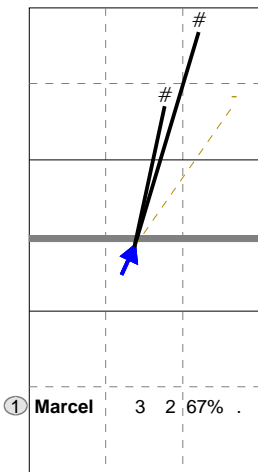
Total Direction Chart analysis

PORTUGAL 2014 | 1 Marcel | Transition | AND[*~--AO,6]:::[17] | (XF,X2,X1,XM,XG,XC,XD,X7,PP,X9,XT,X3,X

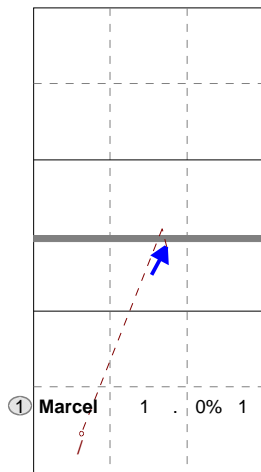
XC	Ind.	*E%	N	#	#%	=	/
	8	67%	3	2	67%	0	0

X1	Ind.	*E%	N	#	#%	=	/
	.	-100	1	0	0%	0	1

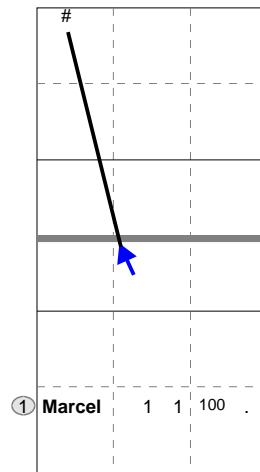
X7	Ind.	*E%	N	#	#%	=	/
	10	100	1	1	100	0	0



H: 100%(3) P: (0) T: (0)



H: 100%(1) P: (0) T: (0)



H: 100%(1) P: (0) T: (0)

Ind.	*E%	N	=	#	/
4	28%	25	2	8%	0 0

Ind.	*E%	N	=	#	/
3	9%	11	2	18%	0 0

Ind.	*E%	N	=	#	/
4	.	3	0	0%	0 0

