Total Direction Chart analysis

España | 1 G. Hernán | Serve

Ind.	*E%	N	=	=%	#	/
4	41%	27	0	0%	0	0

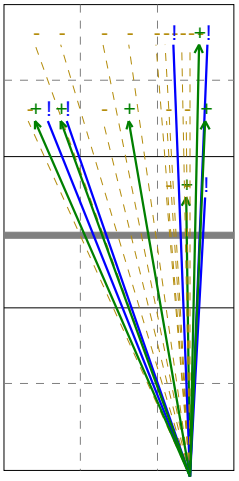

Total Direction Chart analysis

España | 1 G. Hernán | Serve

Ind.	*E%	N	=	=%	#	/
3	40%	15	3	20%	0	2



Total Direction Chart analysis

España | 3 Noda | Serve (Quick)

Ind.	*E%	N	=	=%	#	/
3	27%	37	12	32%	1	0

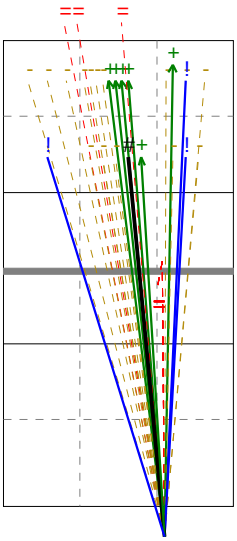

Total Direction Chart analysis

España | 7 Delgado | Serve (Quick)

Ind.	*E%	N	=	=%	#	/
3	13%	31	9	29%	0	0



Ind.	*E%	N	=	=%	#	/
4	57%	7	1	14%	1	1

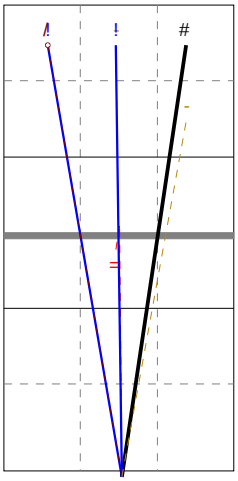

Total Direction Chart analysis

España | 7 Delgado | Serve (

Ind.	*E%	N	=	=%	#	/
4	46%	13	1	8%	0	0

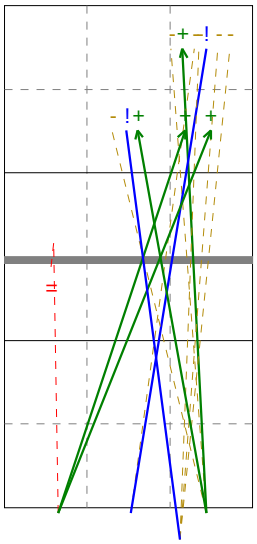

Total Direction Chart analysis

España | 8 Altayo | Serve

Ind.	*E%	N	=	=%	#	/
4	46%	68	5	7%	5	0

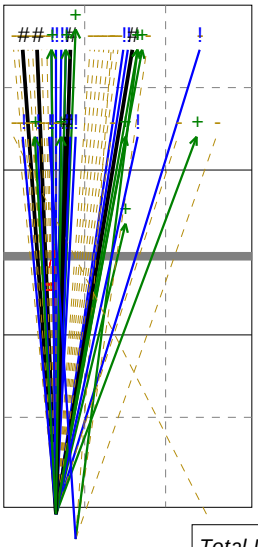

Total Direction Chart analysis

España | 10 Fernandez | S

Ind.	*E%	N	=	=%	#	/
3	40%	52	2	4%	1	0

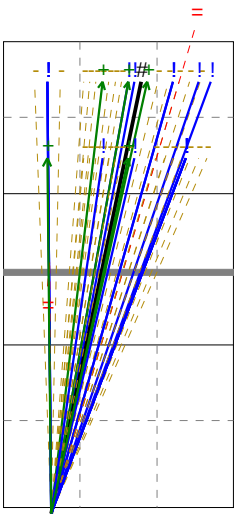

Total Direction Chart analysis

España | 10 Fernandez | S

Ind.	*E%	N	=	=%	#	/
2	33%	6	3	50%	0	0

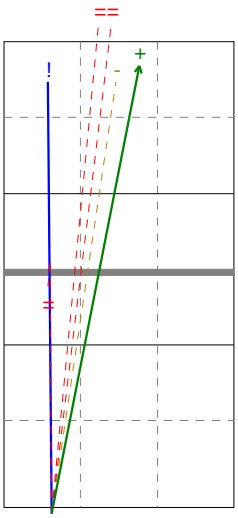

España | 15 Villena | Serve (Medium)

Ind.	*E%	N	=	=%	#	/
4	42%	26	1	4%	2	0

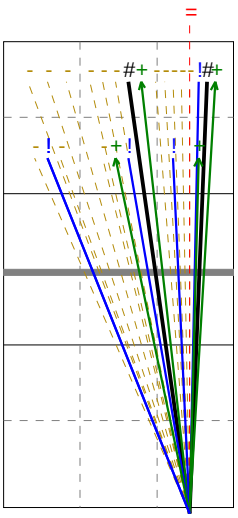

Ind.	*E%	N	=	=%	#	/
3	42%	19	4	21%	2	0

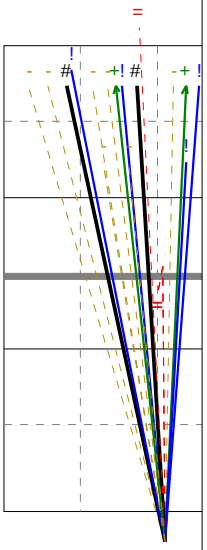

Total Direction Chart analysis

España | 15 Villena | Serve (
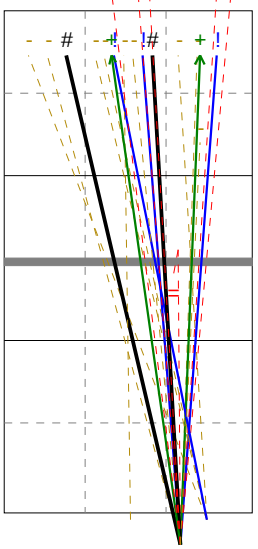
Ind.	*E%	N	=	=%	#	/
3	32%	22	6	27%	2	0