


S in 4

Total Zone Chart analysis

Espa a | Atk after Rec | Setter in 4 | OR[* R #,1][* R +,1]



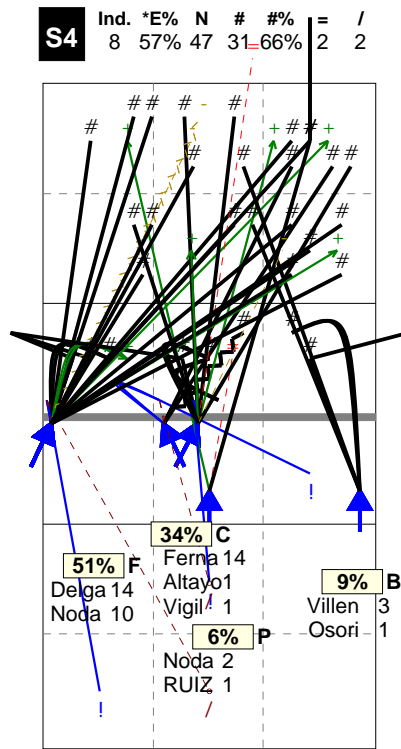
Total Analysis by players

Espa a | Player detail | Reception | Setter in 4

| Player | Skill | Type | S | Set | Ind | *E% | Tot | = | % | BP | pS | / | % | BP | pS | - | % | ! | % | + | % | # | % | BP | pS |
|----------------|-----------|------|---|-----|-----|------|-----|---|----|----|----|---|---|----|----|---|-----|----|-----|----|-----|----|-----|----|----|
| Team | Reception | | 4 | | 6 | 68% | 69 | 1 | 1% | 1 | . | . | . | . | . | 5 | 7% | 16 | 23% | 24 | 35% | 23 | 33% | . | . |
| 3 Noda | | | | | 5 | 71% | 7 | . | . | . | . | . | . | . | . | 1 | 14% | 1 | 14% | 4 | 57% | 1 | 14% | . | . |
| 4 M. Sevillano | | | | | 4 | 48% | 23 | 1 | 4% | 1 | . | . | . | . | . | 2 | 9% | 9 | 39% | 7 | 30% | 4 | 17% | . | . |
| 7 Delgado | | | | | 7 | 78% | 36 | . | . | . | . | . | . | . | . | 2 | 6% | 6 | 17% | 12 | 33% | 16 | 44% | . | . |
| 17 RUIZ | | | | | 9 | 100% | 3 | . | . | . | . | . | . | . | . | . | . | . | . | 1 | 33% | 2 | 67% | . | . |

Total Direction Chart analysis

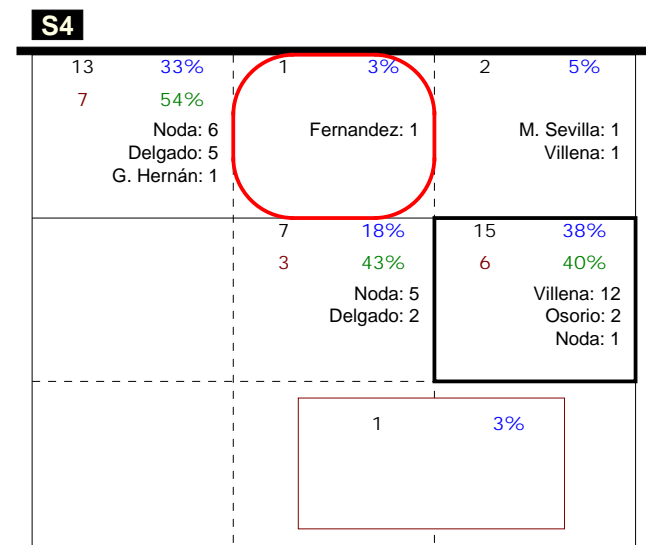
Espa a | Atk after Rec | Setter in 4 | OR[* R #,1][* R +,1]



H: 85%(40) P: 4%(2) T: 11%(5)

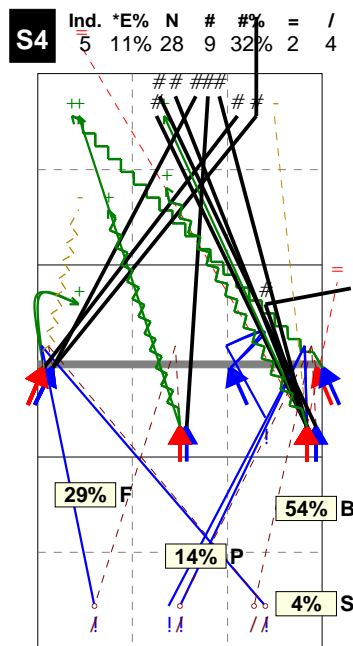
Total Zone Chart analysis

Espa a | Transition | Setter in 4 | AND[* D #,6][AO V3 3,6][



Total Direction Chart analysis

Espa a | Transition | Setter in 4 | AND[* D #,7][AO V3 3,6][AO PR 3,6][



H: 79%(22) P: 14%(4) T: 7%(2)