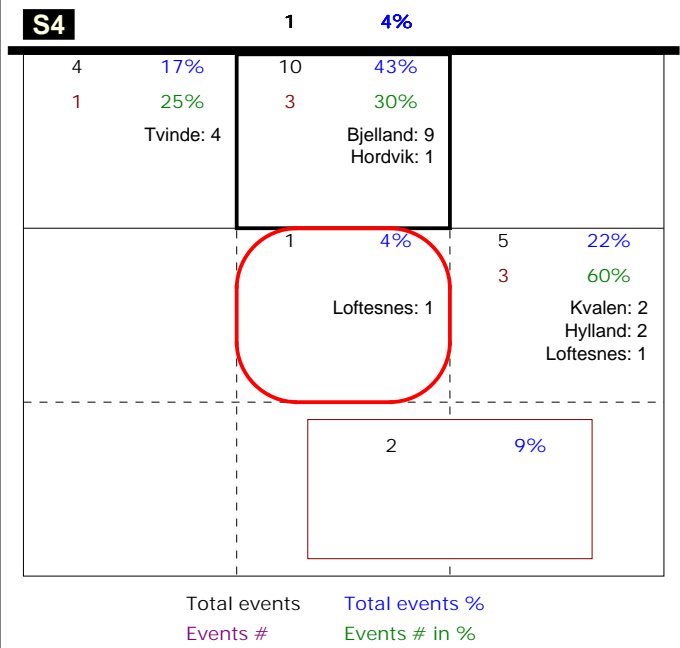


S in 4

Total Zone Chart analysis

NORWAY_2014_M | Atk after Rec | Setter in 4 | OR[* R #,1][



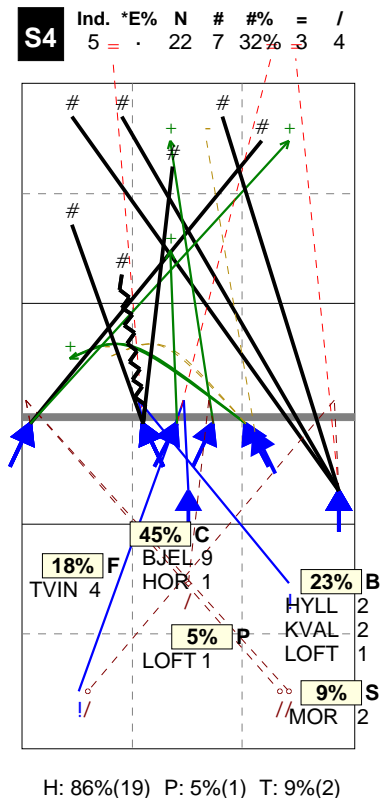
Total Analysis by players

NORWAY_2014_M | Player detail | Reception | Setter in 4

Player	Skill	Type	S	Set	Ind	*E%	Tot	=	%	BP	pS	/	%	BP	pS	-	%	!	%	+	%	#	%	BP	pS
Team	Reception		4		4	51%	45	4	9%	4	.	1	2%	1	.	9	20%	8	18%	16	36%	7	16%	.	.
1 SUNDJORD					3	43%	14	1	7%	1	4	29%	3	21%	4	29%	2	14%	.	.
4 TVINDE					3	50%	12	4	33%	2	17%	5	42%	1	8%	.	.
9 SILJANDER					4	67%	3	1	33%	.	.	2	67%
14 LOFTESNE					4	56%	16	3	19%	3	.	1	6%	1	.	.	.	3	19%	5	31%	4	25%	.	.

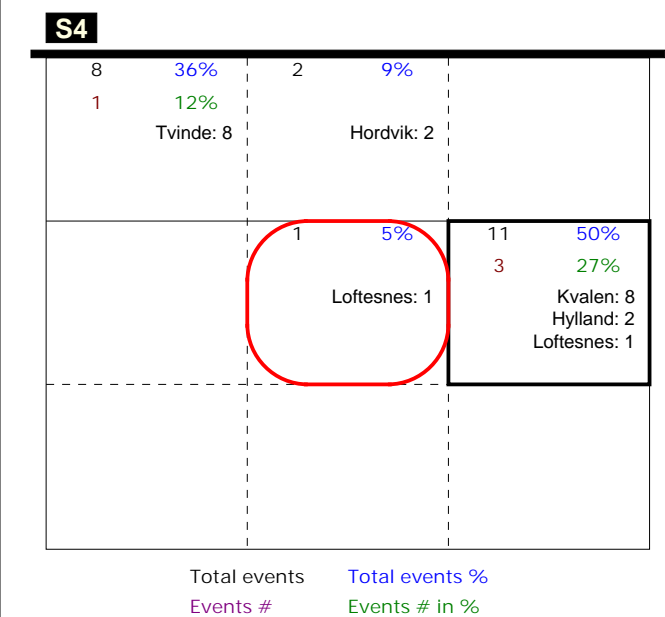
Total Direction Chart analysis

NORWAY_2014_M | Atk after Rec | Setter in 4 | OR[* R #,1][* R +,1]



Total Zone Chart analysis

NORWAY_2014_M | Transition | Setter in 4 | AND[* D #,6][



Total Direction Chart analysis

NORWAY_2014_M | Transition | Setter in 4 | AND[* D #,7][AO V3 3,6][AO

