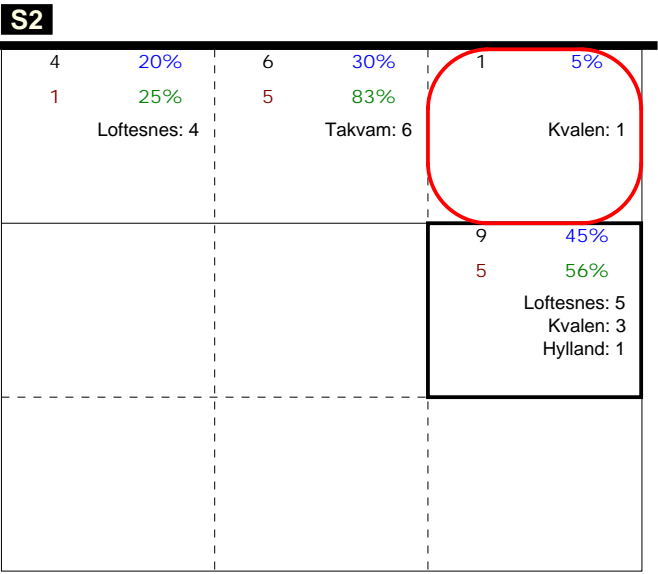


# S in 2

**Total Zone Chart analysis**

NORWAY\_2014\_M | Atk after Rec | Setter in 2 | OR[\* R #,1][



Total events    Total events %  
Events #        Events # in %

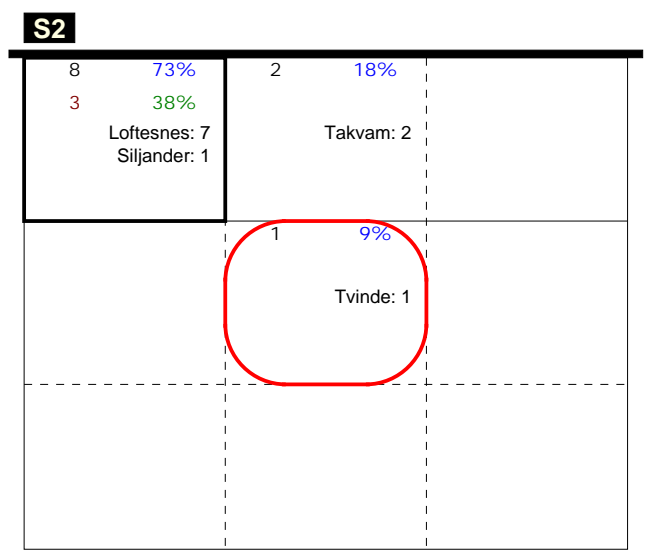
**Total Analysis by players**

NORWAY\_2014\_M | Player detail | Reception | Setter in 2

Player	Skill	Type	S	Set	Ind	*E%	Tot	=	%	BP	pS	/	%	BP	pS	-	%	!	%	+	%	#	%	BP	pS
Team	Reception		2		4	49%	41	3	7%	3	.	1	2%	1	.	7	17%	10	24%	10	24%	10	24%	.	.
1 SUNDJORD					9	100%	5	.	.	.	.	.	.	.	.	.	.	.	.	2	40%	3	60%	.	.
4 TVINDE					3	44%	18	1	6%	1	.	1	6%	1	.	4	22%	4	22%	3	17%	5	28%	.	.
9 SILJANDER					7	100%	1	.	.	.	.	.	.	.	.	.	.	.	.	1	100%	.	.	.	.
11 TAKVAM					.	.	1	.	.	.	.	.	.	.	.	.	.	.	1	100%	.	.	.	.	.
14 LOFTESNE					2	38%	16	2	12%	2	.	.	.	.	.	3	19%	5	31%	4	25%	2	12%	.	.

**Total Zone Chart analysis**

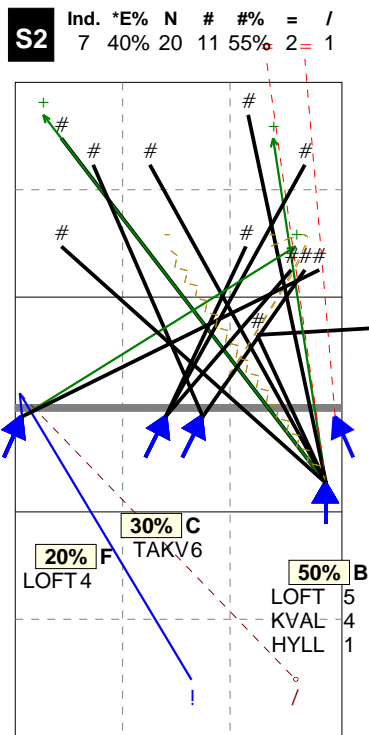
NORWAY\_2014\_M | Transition | Setter in 2 | AND[\* D #,7][



Total events    Total events %  
Events #        Events # in %

**Total Direction Chart analysis**

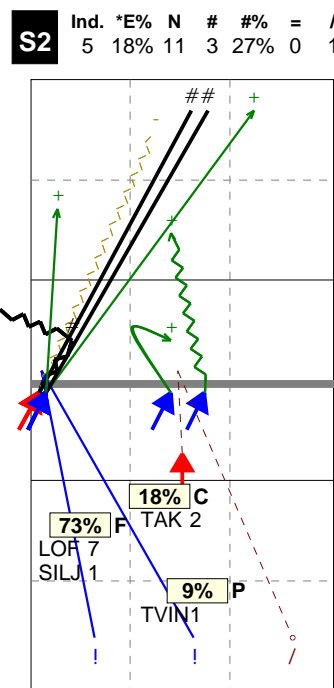
NORWAY\_2014\_M | Atk after Rec | Setter in 2 | OR[\* R #,1][\* R +,1]



H: 90%(18) P: 5%(1) T: 5%(1)

**Total Direction Chart analysis**

NORWAY\_2014\_M | Transition | Setter in 2 | AND[\* D #,7][ AO PR 3,6][ AO P



H: 64%(7) P: 27%(3) T: 9%(1)