


S in 5

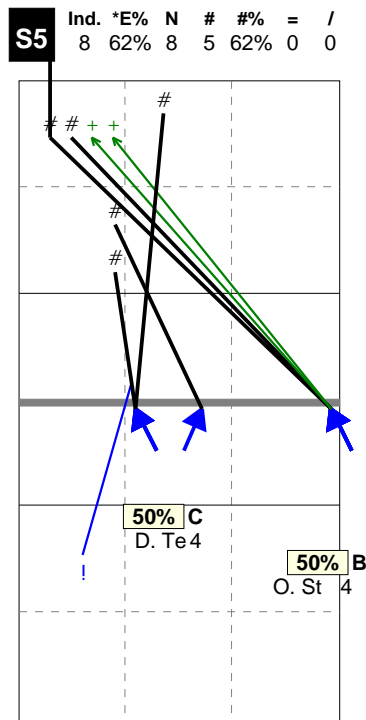
Total Zone Chart analysis

Ucrania | Atk after Rec | Setter in 5 | OR[*~R~#,1][*~R~



Total Direction Chart analysis

Ucrania | Atk after Rec | Setter in 5 | OR[*~R~#,1][*~R~+,1]:::[2]

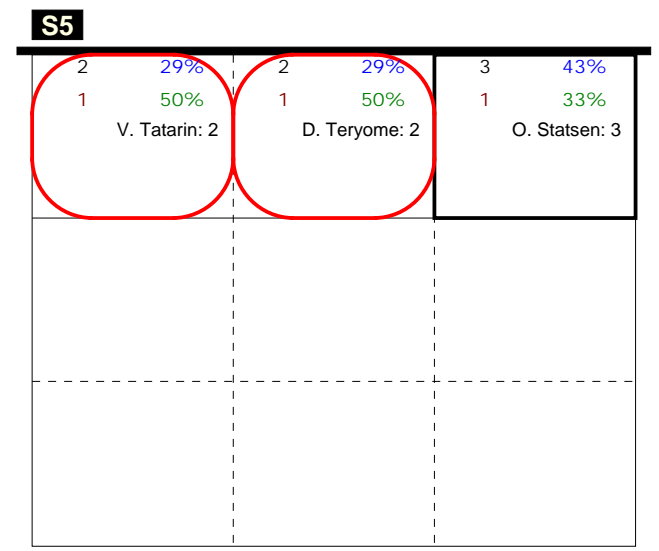


Ucrania | Player detail | Reception | Setter in 5 | :::[2]

Player	Skill	Type	S	Set	Ind	*E%	Tot	=	%	BP	pS	/	%	BP	pS	-	%	!	%	+	%	#	%	BP	pS
Team	Reception		5		3	43%	21	1	5%	1	.	2	10%	2	.	4	19%	5	24%	6	29%	3	14%	.	.
2 S. Gumeniu					-1	.	1	1	100%
3 D. Sukhinin					2	27%	11	1	9%	1	.	1	9%	1	.	3	27%	3	27%	1	9%	2	18%	.	.
4 I. Kapaiev					-3	.	1	1	100%	1
8 V. Tatarints					6	80%	5	1	20%	3	60%	1	20%	.	.
13 P. Harmas					5	67%	3	1	33%	2	67%

Total Zone Chart analysis

Ucrania | Transition | Setter in 5 | AND[*~D~#,7][~AO~



Total Direction Chart analysis

Ucrania | Transition | Setter in 5 | AND[*~D~#,7][~AO~V3~3,6][~AO

