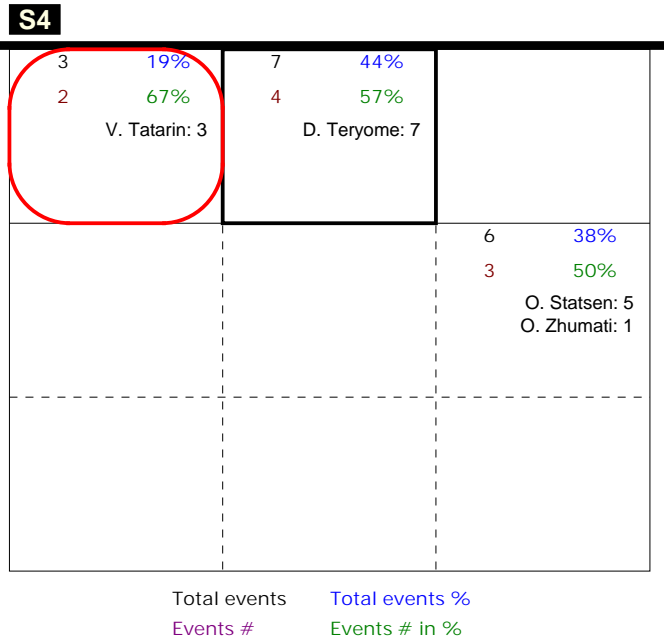


S in 4

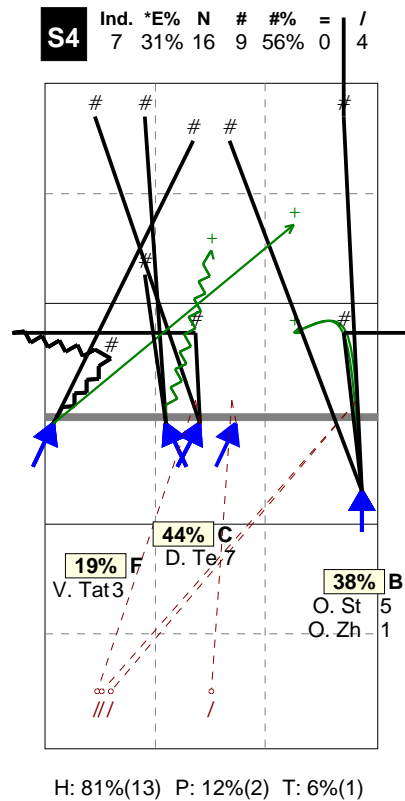
Total Zone Chart analysis

Ucrania | Atk after Rec | Setter in 4 | OR[* R #,1][* R +,1];:[9]



Total Direction Chart analysis

Ucrania | Atk after Rec | Setter in 4 | OR[* R #,1][* R +,1];:[9]



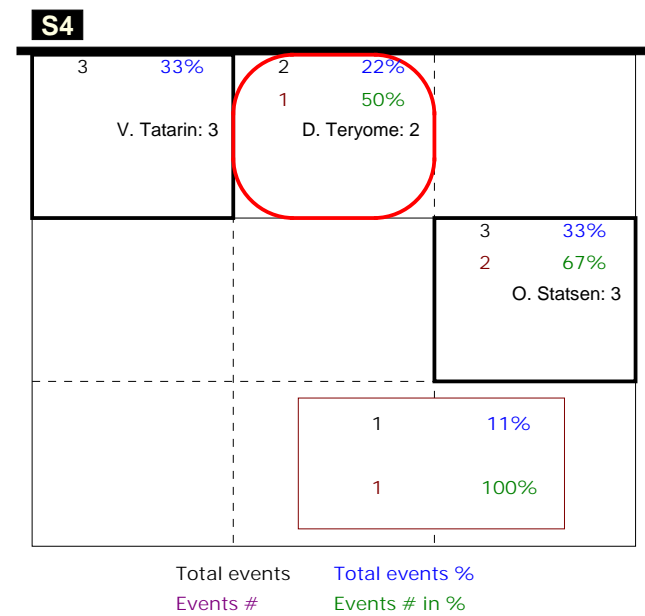
Total Analysis by players

Ucrania | Player detail | Reception | Setter in 4 | ;:[9]

Player	Skill	Type	S	Set	Ind	*E%	Tot	=	%	BP	pS	/	%	BP	pS	-	%	!	%	+	%	#	%	BP	pS	
Team	Reception		4		3	48%	33	4	12%	4	10	30%	3	9%	10	30%	6	18%	.	.
3 D. Sukhinin					3	33%	3	2	67%	1	33%	.	.
4 I. Kapaiev					2	38%	13	2	15%	2	3	23%	3	23%	3	23%	2	15%	.	.
8 V. Tatarints					4	62%	13	5	38%	.	.	6	46%	2	15%	.	.
10 D. Teryom					10	100%	1	1	100%
13 P. Harmas					.	33%	3	2	67%	2	1	33%

Total Zone Chart analysis

Ucrania | Transition | Setter in 4 | AND[* D #,6][AO V3 3,6]



Total Direction Chart analysis

Ucrania | Transition | Setter in 4 | AND[* D #,7][AO V3 3,6][AO PR 3,6]

