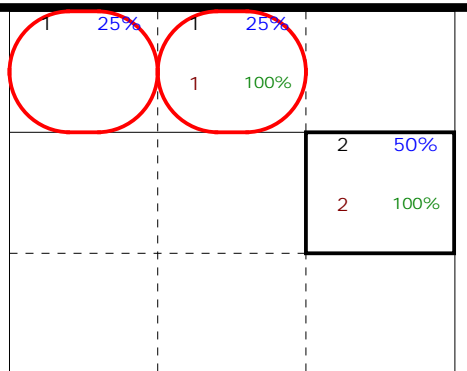


Total Zone Chart analysis

Ucrania | Transition | Setter in 4 | AND[*~~D~#,

S4



Total events 1
Events # 1

Total events % 25%
Events # in % 25%

Total events 2
Events # 2

Total events % 50%
Events # in % 100%

Total Analysis by players

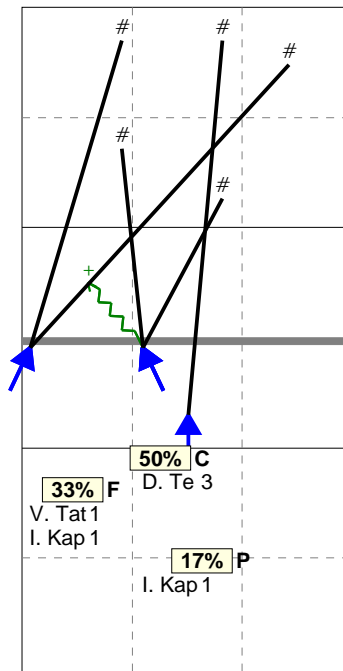
Ucrania | Player detail | Reception | Setter in 4 | ::: [2]

Player	Skill	Type	S	Set	Ind	*E%	Tot	=	%	BP	pS	/	%	BP	pS	-	%	!	%	+	%	#	%	BP	pS	
Team	Reception		4		3	43%	14	2	14%	2	3	21%	3	21%	4	29%	2	14%	.	.
3 D. Sukhinin					3	38%	8	1	12%	1	3	38%	1	12%	1	12%	2	25%	.	.
4 I. Kapaiev					2	50%	2	1	50%	1	1	50%
8 V. Tatarints					4	50%	2	1	50%	1	50%
12 D. Fomin					7	100%	1	1	100%	
13 P. Harmas					.	.	1	1	100%	

Total Direction Chart analysis

Ucrania | Atk after Rec | Setter in 4 | OR[*~~R~#,1][*~~R~+,1]::: [2]

S4 Ind. *E% N # #% = /
9 83% 6 5 83% 0 0

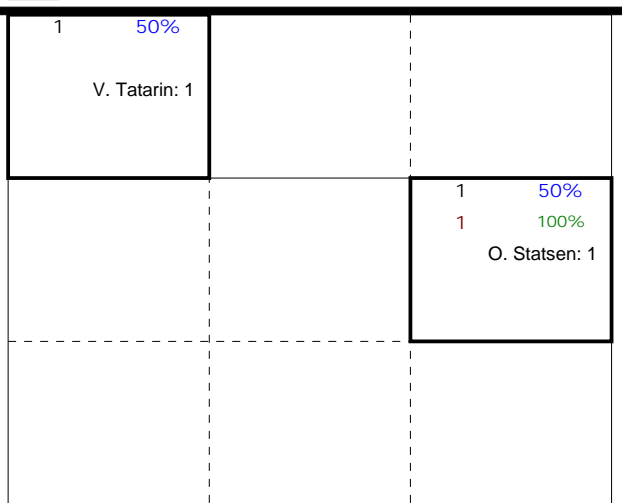


H: 83%(5) P: 17%(1) T: (0)

Total Zone Chart analysis

Ucrania | Transition | Setter in 4 | AND[*~~D~#,7][~~~AO~

S4



Total events 1
Events # 1

Total events % 50%
Events # in % 50%

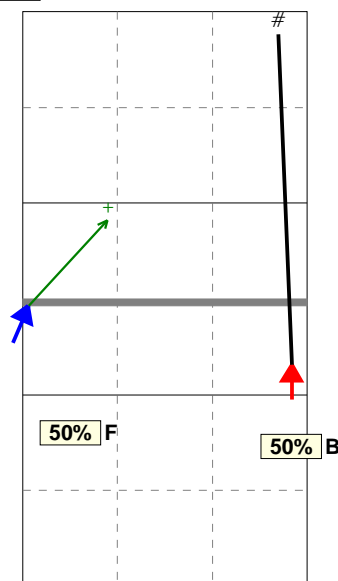
Total events 2
Events # 2

Total events % 100%
Events # in % 100%

Total Direction Chart analysis

Ucrania | Transition | Setter in 4 | AND[*~~D~#,7][~~~AO~V3~3,6][~~~AO

S4 Ind. *E% N # #% = /
8 50% 2 1 50% 0 0



H: 100%(2) P: (0) T: (0)