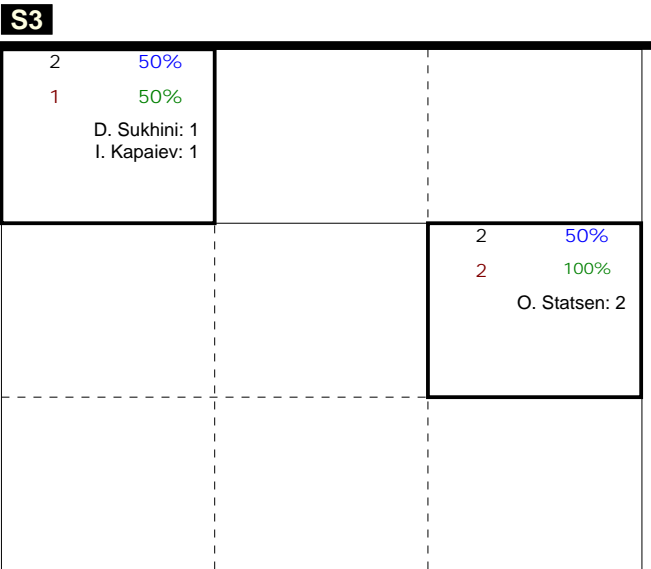


S in 3

Total Zone Chart analysis

Ucrania | Atk after Rec | Setter in 3 | OR[*~~R~#,1][*~~R~

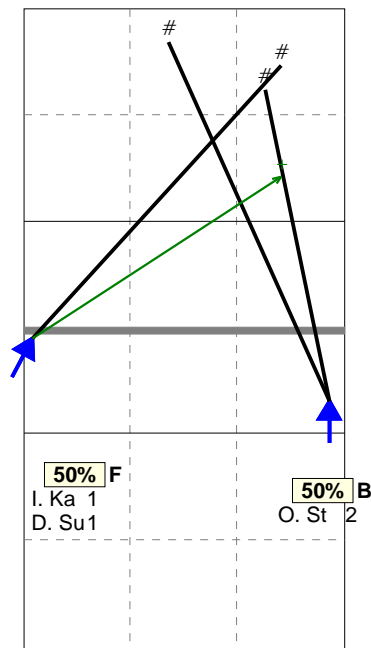


Total events Total events %
Events # Events # in %

Total Direction Chart analysis

Ucrania | Atk after Rec | Setter in 3 | OR[*~~R~#,1][*~~R~+,1]:::[2]

S3 Ind. *E% N # #% = /
9 75% 4 3 75% 0 0

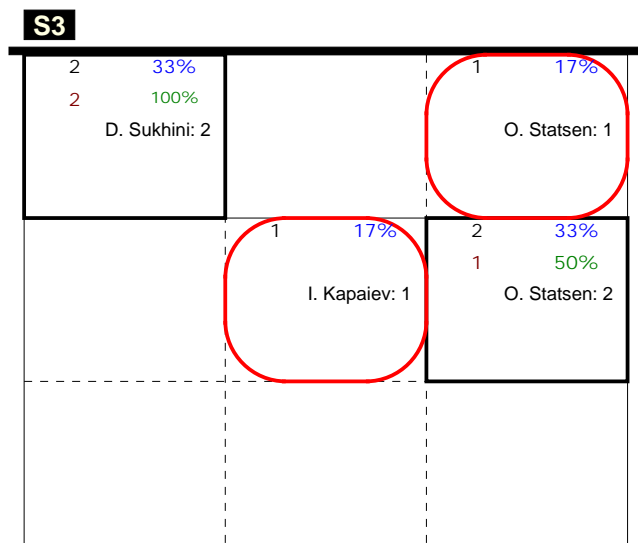


H: 100%(4) P: (0) T: (0)

Player	Skill	Type	S	Set	Ind	*E%	Tot	=	%	BP	pS	/	%	BP	pS	-	%	!	%	+	%	#	%	BP	pS	
Team	Reception		3		2	33%	12	2	17%	2	5	42%	1	8%	1	8%	3	25%	.	.
3 D. Sukhinin					3	40%	5	2	40%	1	20%	1	20%	1	20%	.	.
13 P. Harmas					2	29%	7	2	29%	2	3	43%	2	29%	.	.

Total Zone Chart analysis

Ucrania | Transition | Setter in 3 | AND[*~~D~#,7][~~~AO~

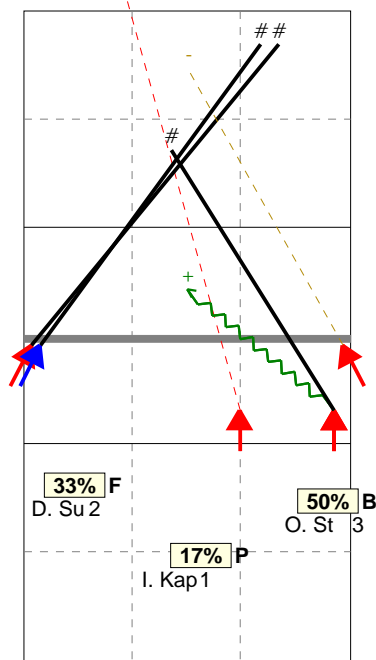


Total events Total events %
Events # Events # in %

Total Direction Chart analysis

Ucrania | Transition | Setter in 3 | AND[*~~D~#,7][~~~AO~PR~3,6][~~~AO~P2

S3 Ind. *E% N # #% = /
7 33% 6 3 50% 1 0



H: 83%(5) P: 17%(1) T: (0)