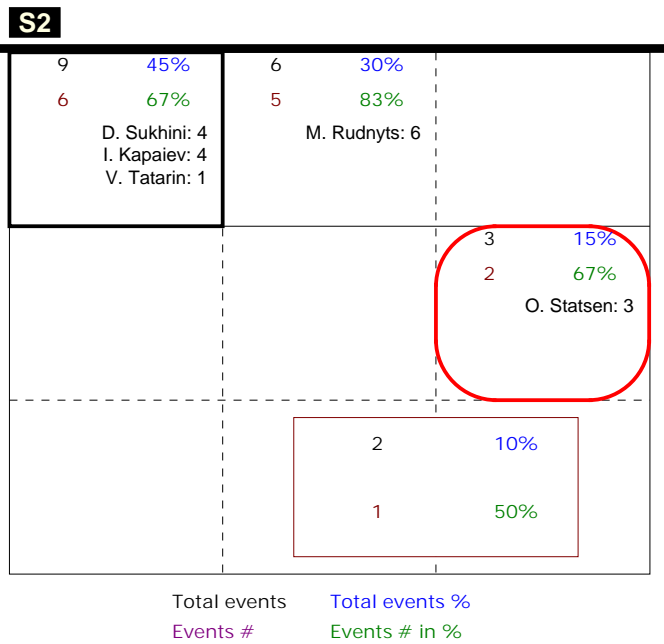


# S in 2

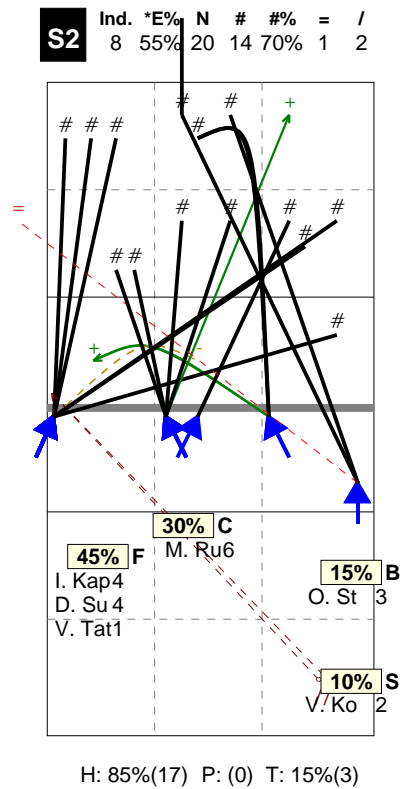
**Total Zone Chart analysis**

Ucrania | Atk after Rec | Setter in 2 | OR[\* R #,1][\* R +,1];:[9]



**Total Direction Chart analysis**

Ucrania | Atk after Rec | Setter in 2 | OR[\* R #,1][\* R +,1];:[9]



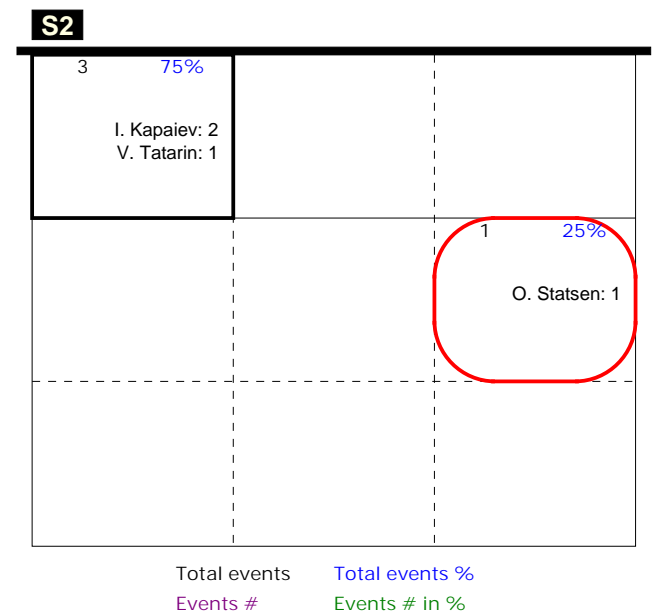
**Total Analysis by Players**

Ucrania | Player detail | Reception | Setter in 2 | ;:[9]

Player	Skill	Type	S	Set	Ind	*E%	Tot	=	%	BP	pS	/	%	BP	pS	-	%	!	%	+	%	#	%	BP	pS
Team	Reception		2		7	83%	24	.	.	.	.	1	4%	1	.	.	.	3	12%	7	29%	13	54%	.	.
3 D. Sukhinin					5	50%	2	.	.	.	.	.	.	.	.	.	.	1	50%	.	.	1	50%	.	.
4 I. Kapaiev					8	100%	2	.	.	.	.	.	.	.	.	.	.	.	.	1	50%	1	50%	.	.
8 V. Tatarints					7	82%	17	.	.	.	.	1	6%	1	.	.	.	2	12%	4	24%	10	59%	.	.
13 P. Harmas					8	100%	3	.	.	.	.	.	.	.	.	.	.	.	.	2	67%	1	33%	.	.

**Total Zone Chart analysis**

Ucrania | Transition | Setter in 2 | AND[\* D #,7][ AO PR 3,6]



**Total Direction Chart analysis**

Ucrania | Transition | Setter in 2 | AND[\* D #,7][ AO PR 3,6][ AO P2 3,6][ AO

