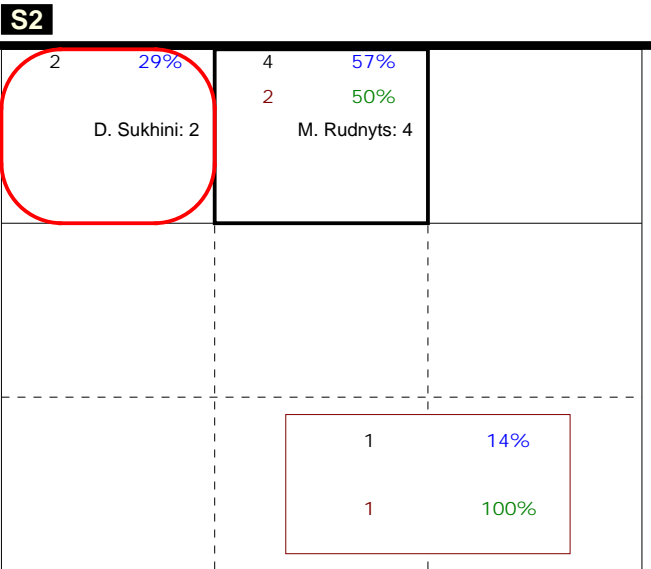


S in 2

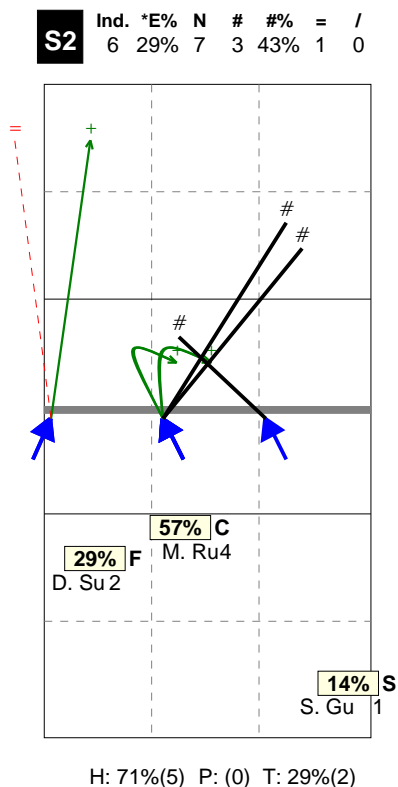
Total Zone Chart analysis

Ucrania | Atk after Rec | Setter in 2 | OR[*~~R-#,1][*~~R-;



Total Direction Chart analysis

Ucrania | Atk after Rec | Setter in 2 | OR[*~~R-#,1][*~~R-+,1];;[2]



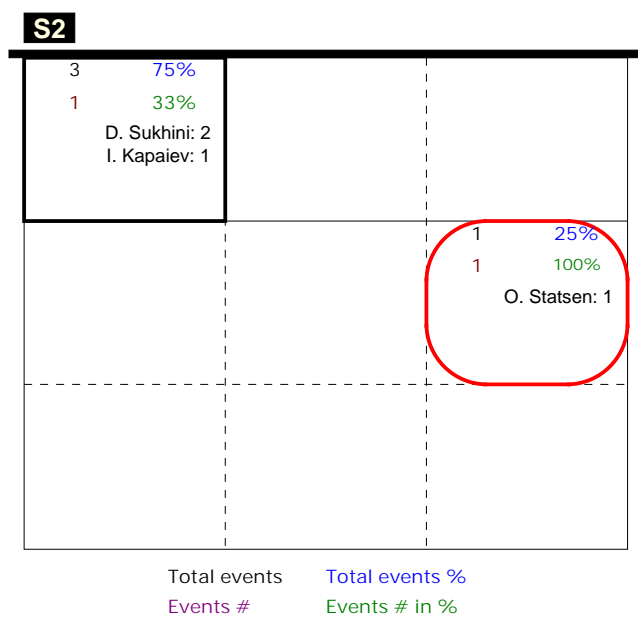
Total Analysis by players

Ucrania | Player detail | Reception | Setter in 2 | ;;[2]

Player	Skill	Type	S	Set	Ind	*E%	Tot	=	%	BP	pS	/	%	BP	pS	-	%	!	%	+	%	#	%	BP	pS
Team	Reception		2		5	70%	10	2	20%	1	10%	5	50%	2	20%	.	.
3 D. Sukhinin					6	75%	4	1	25%	.	.	2	50%	1	25%	.	.
4 I. Kapaiev					8	100%	2	1	50%	1	50%	.	.	
8 V. Tatarints					2	33%	3	1	33%	1	33%	1	33%
13 P. Harmas					7	100%	1	1	100%	

Total Zone Chart analysis

Ucrania | Transition | Setter in 2 | AND[*~~D-#,7][~~~AO~



Total Direction Chart analysis

Ucrania | Transition | Setter in 2 | AND[*~~D-#,7][~~~AO~PR~3,6][~~~AO~P

