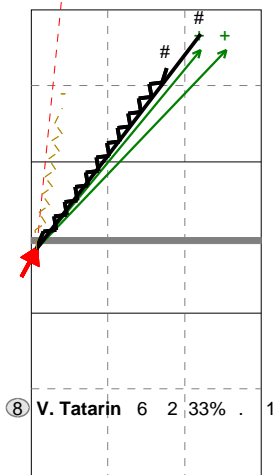
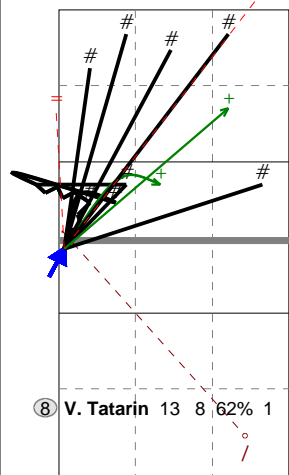


Total Direction Chart analysis

Ucrania | 8 V. Tatarintsev | Atk after Rec | (XF,X2,X1,XM,XG,XC,X7,PP,X9,XT,X3,X4,XB,XP,XR,X5,X0,X6,X8,CB,CF,CD,C5,C0,C6,C8,V5,V0,V6,V8,VB,VP,

X5 Ind. *E% N # #% = /
7 38% 13 8 62% 2 1

V5 Ind. *E% N # #% = /
6 17% 6 2 33% 1 0



⑧ V. Tatarin 13 8 62% 1 2

⑧ V. Tatarin 6 2 33% . 1

H: 77%(10) P: 8%(1) T: 15%(2)

H: 67%(4) P: 33%(2) T: (0)

Total Direction Chart analysis

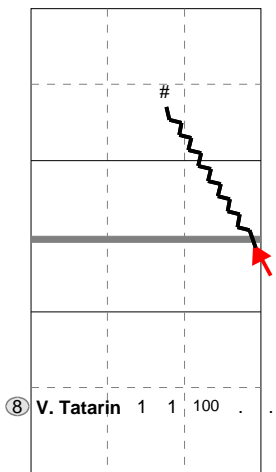
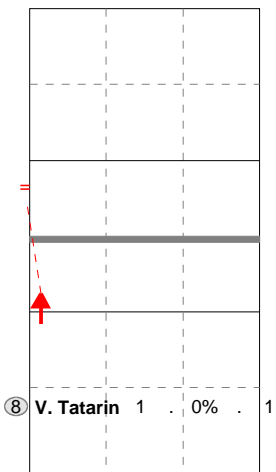
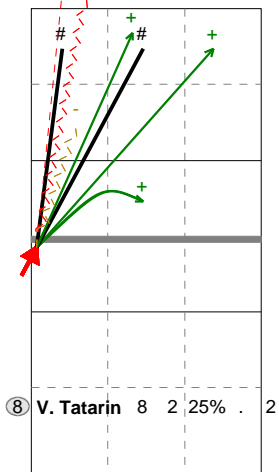
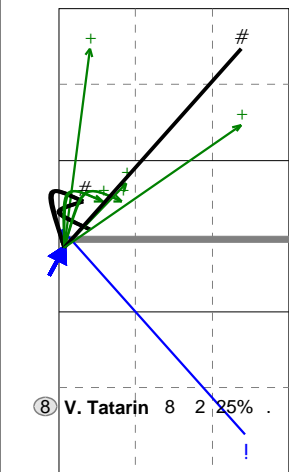
Ucrania | 8 V. Tatarintsev | Transition | (XF,X2,X1,XM,XG,XC,X7,PP,X9,XT,X3,X4,XB,XP,XR,X5,X0,X6,X8,CB,CF,CD,C5,C0,C6,C8,V5,V0,V6,V8,VB,VP,VR

X5 Ind. *E% N # #% = /
6 25% 8 2 25% 0 0

V5 Ind. *E% N # #% = /
5 . 8 2 25% 2 0

V0 Ind. *E% N # #% = /
. -100 1 0 0% 1 0

V6 Ind. *E% N # #% = /
10 100 1 1 100 0 0



⑧ V. Tatarin 8 2 25% . .

⑧ V. Tatarin 8 2 25% . 2

⑧ V. Tatarin 1 . 0% . 1

⑧ V. Tatarin 1 1 100 . .

H: 62%(5) P: (0) T: 38%(3)

H: 62%(5) P: 25%(2) T: 12%(1)

H: 100%(1) P: (0) T: (0)

H: (0) P: 100%(1) T: (0)

Ind. *E% N # #% = /
4 41% 22 1 5% 1 0

Ind. *E% N # #% = /
3 62% 13 1 8% 0 0

Ind. *E% N # #% = /
3 14% 7 2 29% 0 0

Ind. *E% N # #% = /
4 . 2 0 0% 0 0

