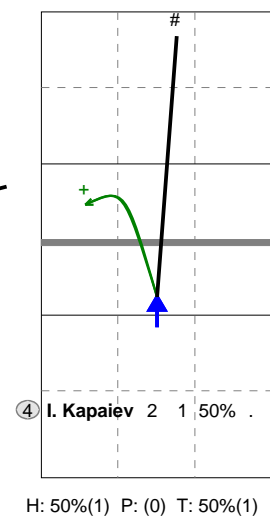
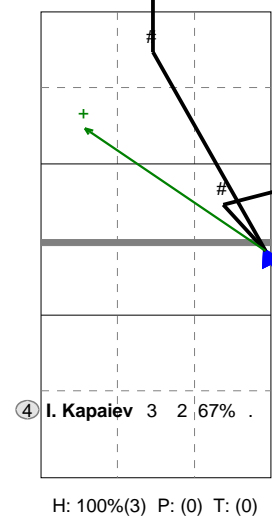
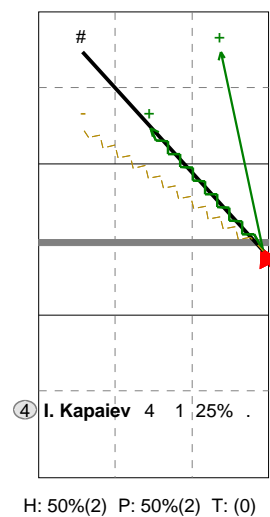
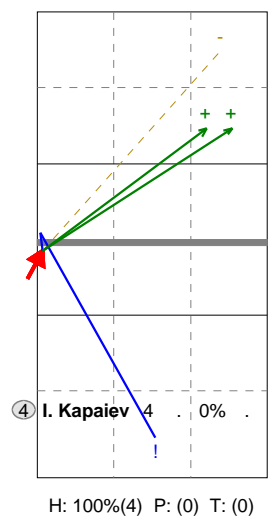
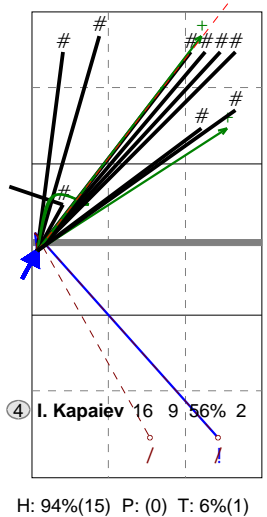


Total Direction Chart analysis

Ucrania | 4 I. Kapaiev | Atk after Rec | (XF,X2,X1,XM,XG,XC,X7,PP,X9,XT,X3,X4,XB,XP,XR,X5,X0,X6,X8,CB,CF,CD,C5,C0,C6,C8,V5,V0,V6,V8,VB,VP,VR,

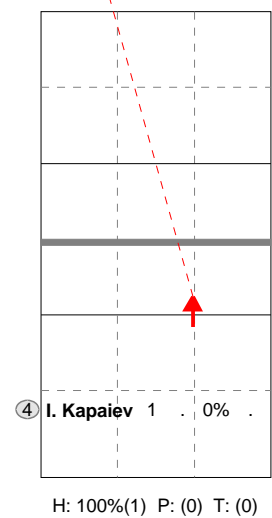
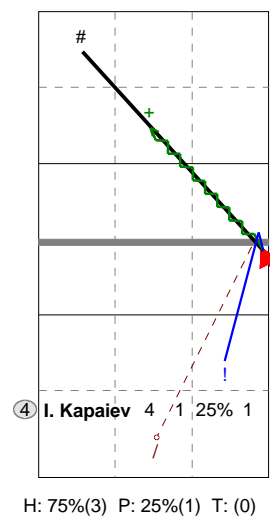
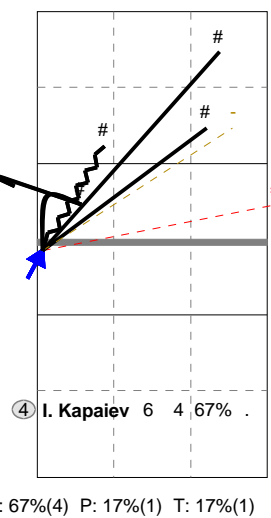
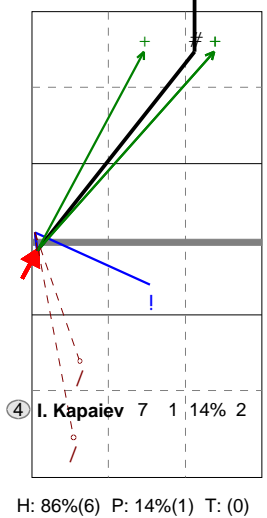
X5	Ind. *E% N # #% = /	V5	Ind. *E% N # #% = /	V6	Ind. *E% N # #% = /	X6	Ind. *E% N # #% = /	XP	Ind. *E% N # #% = /
	7 38% 16 9 56% 1 / 2		4 . 4 0 0% 0 / 0		6 25% 4 1 25% 0 / 0		8 67% 3 2 67% 0 / 0		8 50% 2 1 50% 0 / 0



Total Direction Chart analysis

Ucrania | 4 I. Kapaiev | Transition | (XF,X2,X1,XM,XG,XC,X7,PP,X9,XT,X3,X4,XB,XP,XR,X5,X0,X6,X8,CB,CF,CD,C5,C0,C6,C8,V5,V0,V6,V8,VB,VP,VR,P2)

V5	Ind. *E% N # #% = /	X5	Ind. *E% N # #% = /	V6	Ind. *E% N # #% = /	VB	Ind. *E% N # #% = /
	4 -14 7 1 14% 0 / 2		8 50% 6 4 67% 1 / 0		4 . 4 1 25% 0 / 1		. -100 1 0 0% 1 / 0



Ind. *E% N # #% = /
3 58% 26 4 15% 1 / 0

