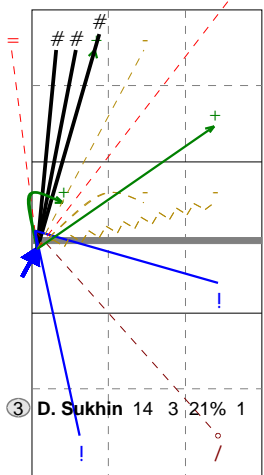


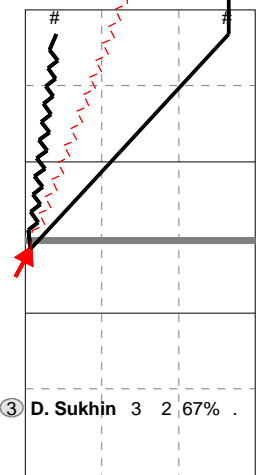
Total Direction Chart analysis

Ucrania | 3 D. Sukhinin | Atk after Rec | (XF,X2,X1,XM,XG,XC,X7,PP,X9,XT,X3,X4,XB,XP,XR,X5,X0,X6,X8,CB,CF,CD,C5,C0,C6,C8,V5,V0,V6,V8,VB,VP,V

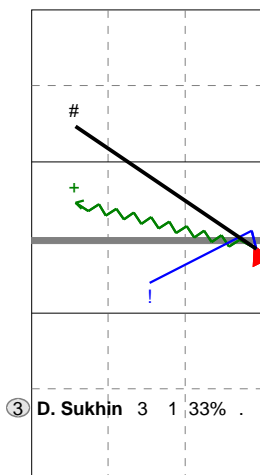
X5	Ind. *E% N # #% = /	V5	Ind. *E% N # #% = /	V6	Ind. *E% N # #% = /	XP	Ind. *E% N # #% = /	X6	Ind. *E% N # #% = /
4	. 14 3 21% 2 1	7	33% 3 2 67% 1 0	5	33% 3 1 33% 0 0	5	. 2 0 0% 0 0	10	100 1 1 100 0 0



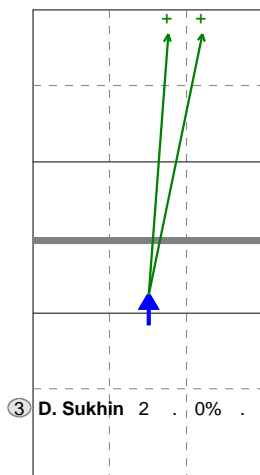
H: 71%(10) P: 14%(2) T: 14%(2)



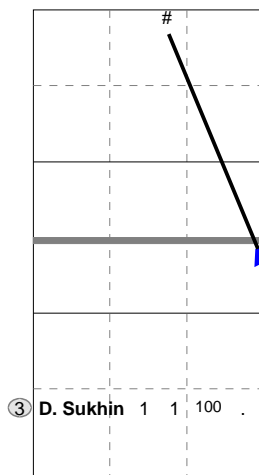
H: 33%(1) P: 67%(2) T: (0)



H: 33%(1) P: 67%(2) T: (0)



H: 100%(2) P: (0) T: (0)

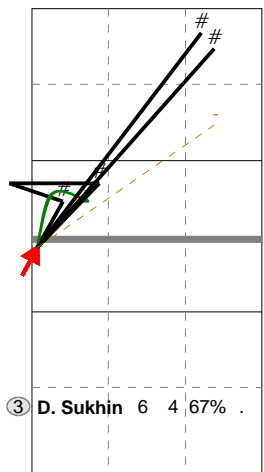


H: 100%(1) P: (0) T: (0)

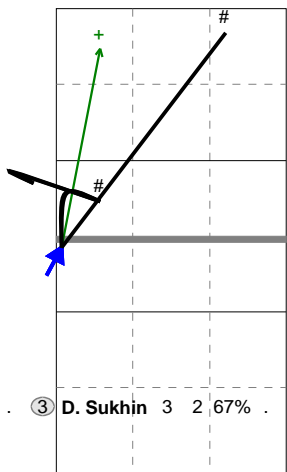
Total Direction Chart analysis

Ucrania | 3 D. Sukhin | Transition | (XF,X2,X1,XM,XG,XC,X7,PP,X9,XT,X3,X4,XB,XP,XR,X5,X0,X6,X8,CB,CF,CD,C5,C0,C6,C8,V5,V0,V6,V8,VB,VP,VR,P

V5	Ind. *E% N # #% = /	X5	Ind. *E% N # #% = /
8	67% 6 4 67% 0 0	8	67% 3 2 67% 0 0



H: 83%(5) P: (0) T: 17%(1)



H: 67%(2) P: (0) T: 33%(1)

Ind. *E% N # #% = /
3 52% 23 7 30% 1 0

